



الشراكة الطلابية

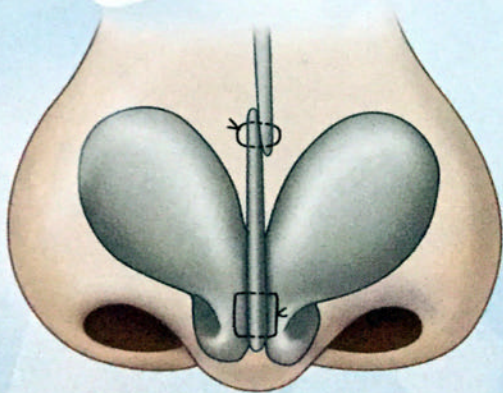
مشروع التثقيف الصحي Health Education Project

Nasal Deformities



The Nose

Nose is a prominent structure in the face and the outer reaches of the upper respiratory tract. In addition to its prominent role in filtering the inhaled air by the hairs and mucous, it also plays a role in the process of smelling due to the presence of olfactory cells in the roof of the nose. It is also a route for the conduct of the secretions from the lacrimal glands and sinus into the pharynx or outside. In addition, the nose is very important in giving the exterior of the face and its features. The nose consists of cartilage and bony parts, divided from the inside cavity into two parts separated by the nasal septum. Nasal cavity starts from the front nose by the nostril and connects with the back of the throat.



The Common Causes of Nasal Deformities

1- Congenital deformity:

Birth defects appear in the fetus after birth as a result of exposure the pregnant mother to external factors during the first months of pregnancy or childbirth.

2- Hereditary factors: (genetic factors)

nose is either large, small, or missing.

3- Venereal diseases: sexual transmitted disease that may affect the mother and transmitted to the fetus leads to distorted nose (saddle nose).

4- Leprosy : one of the infectious diseases that lead to erosion of the nose and disfigure it.

5- Tumors : malignant tumors, for example basal cell carcinoma of the skin.

6- Traffic accidents & fights like in boxers, may lead to fracture in the bone of the nose with deformation.

7- Rhinophyma: which occurs if sebaceous glands got enlarged (glands in the skin which secrete an oily/waxy matter), especially in adults cause the nose to swell abnormally.

Nose Correction

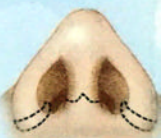
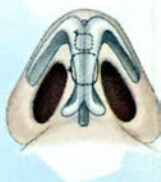
- Nose correction is necessary in cases of birth defects due to the importance of nose in the child's breathing and feeding, especially in cases like cleft palate where the nose open with the mouth.
- Cases of fractures of various incidents in the nose can be corrected in the hospital immediately or postponed until the stabilization of the patient and resolving of the swelling but not more than 2 weeks.
- In severe deviation of the nasal septum with difficulty breathing, severe headache, sinusitis. Nasal correction can be done at any age .
- In the case of malignant tumors and other diseases we should make sure that the patient is completely cured & stable to benefit from nearby tissues of the nose or even remote from it.
- Nasal correction with the exception of the previous cases, preferably after age of 18 years when the nasal growth & septal stability completed, before this time it may result in a change in the growth of the nose and facial bones .

Procedures Used in Nose Correction (Nasal reconstruction)

Used In some cases like cancer patient when erosion of bone or cartilage happen leads to lose of nose or sever deformity . they need bone or cartilage to be added to highlight the outer shape of the nose and skin (either from near or far extremities or abdomen) to cover the bone tissue .this bone or cartilage can be taken from the same person (either from the pelvic bones, ribs, or ears), or artificial materials such as silicone can be used instead of bone or cartilage .or an artificial nose used in cases where operation can't be done.

(Rhinoplasty)

Usually this operation used to repair the external deformation of nose . especially when the nose is very small or very large and significantly affect the patient. In this procedure a partial lifting of bone and cartilage Throughout invisible incision at the tip of the nose (1st image) or inside the nose (2nd image) under general or local anesthesia, depending on the severity of the situation and the amount of distortion.



(Septoplasty)

This procedure used to correct the deviation of the nasal septum . Usually rhinoplasty & septoplasty done together .

Instructions After The Operation

- 1- patient's sleep with his head held high, by 45 degrees to avoid swelling of the face.
- 2- Avoid prostrating in prayer.
- 3- Avoid exposure to any strike on the nose.

- 4- Not to raise any significant weight.
- 5- Use ice packs to alleviate bruising around the eyes.
- 6- Maintaining the external plaster and don't move it until your doctor remove it.
- 7- Avoid exposure to heat and sun for a long time..
- 8- After the operation, breathing usually through the mouth.
- 9- Use The nasal sprays & washes.

Complications of The Surgery

- 1- Bleeding: You can avoid it by the good preparation for the operation. Don't use aspirin for two weeks before the operation or any other medicine except what's your doctor prescribe.
- 2- Bronchitis.
- 3- Bruising & swelling of the face and around the eyes, can be minimized by lifting the head 45 degrees & using ice packs.
- 4- Cosmetic procedures need to be patient until you get the final results, especially when you have thick skin which need several months to obtain the result.
- 5- Some scarring due to inappropriate healing of the wound.
- 6- Patient dissatisfaction with the final result.

For more info please visit : www.hep-ksu.info or contact : 014786100 ext 14.

Prepared by :

Reham Almuahaya

Designed by :

Yousef AL-Rushaidan

Supervised by :

Dr. Manal Ahmad Bukhari

Assistant Professor in King Saud University
Consultant Otorhinolaryngology & Phonosurgeon

