

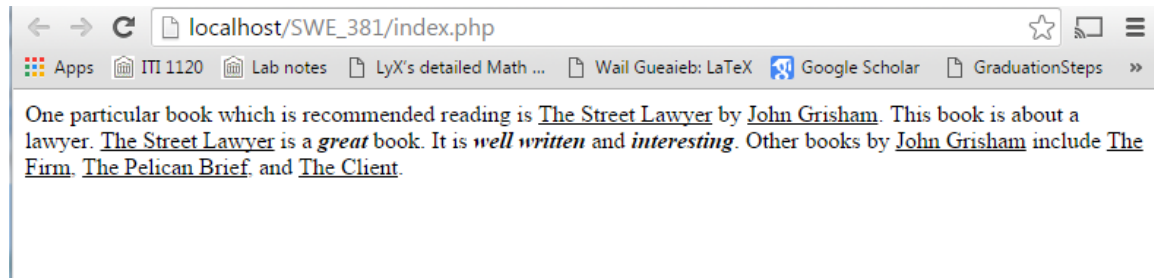
## HTML Exercise (Week #2)

### Exercise 1

Print a paragraph that is a description of a book, include the title of the book as well as its author. Names and titles should be underlined, adjectives should be italicized and bolded. Please use the provided image below as an illustration of the required output.

Hint:

<code>&lt;u&gt;</code> <code>&lt;/u&gt;</code>	For underlines text
<code>&lt;b&gt;</code> <code>&lt;/b&gt;</code>	For bold text
<code>&lt;i&gt;</code> <code>&lt;/i&gt;</code>	For Italic text

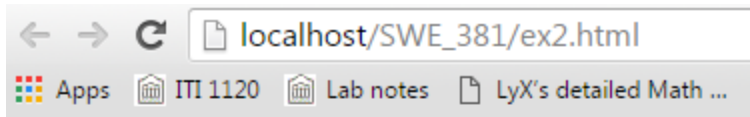


## Exercise 2

Print two lists with any information you want. One list should be an ordered list; the other list should be an unordered list. Please use the provided image below as an illustration of the required output.

Hint

<code>&lt;ol&gt; &lt;/ol&gt;</code>	For ordered list.
<code>type="I"</code>	For type of list (I, II, III, etc. )
<code>type="square"</code>	▪ For square bullets



### Hardware devices

- I. CD-ROM drive
- II. DVD drive
- III. Hard disk
- IV. Modem

### Web languages

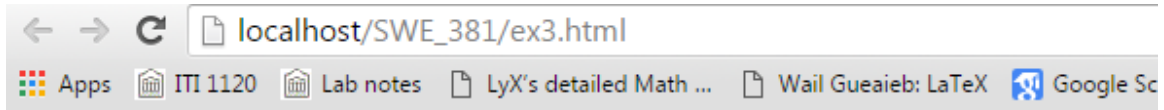
- HTML
- Javascript
- PHP
- Java

### Exercise 3

Print some text that looks like deleted and inserted text of your choosing. Please use the provided image below as an illustration of the required output.

Hint

<code>&lt;del&gt; &lt;/del&gt;</code>	For shown deleted text
<code>&lt;ins&gt; &lt;/ins&gt;</code>	For shown inserted text



HTML stands for ~~Hyper-Translation Markup Language~~ Hyper Text Markup Language.