

# Titration of a weak acid with strong base

# Weak Acid :

- Weak acids or bases do not dissociate completely, therefore an equilibrium expression with **Ka must be used.**

- **The Ka is a quantitative measure of the strength of an acid in solution.**

➔ since it's value is always very low, Ka is usually expressed as pKa , where:

$$\text{pKa} = -\log \text{Ka}$$

- As an acid/base get weaker, its **Ka/Kb** gets smaller and **pKa/pKb** gets larger.

- **For example:**

- **HCl** is a strong acid , it has  **$1 \times 10^7$  Ka** value and **-7 pKa** value.

- **CH<sub>3</sub>COOH** is a weak acid , it has  **$1.76 \times 10^{-5}$  Ka** value and **4.75 pKa** value.

# Weak Acid con' :

## □ Type of weak acid:

- Monoprotic (contain 1 group 'hydrogen ion'). → Ex:  $\text{CH}_3\text{COOH}$
  - Diprotic (contain two group). → Ex:  $\text{H}_2\text{SO}_4$
  - Triprotic (contain three group). → Ex:  $\text{H}_3\text{PO}_4$
- each group has own  $K_a$  value.

## □ Which dissociation group will dissociate first?

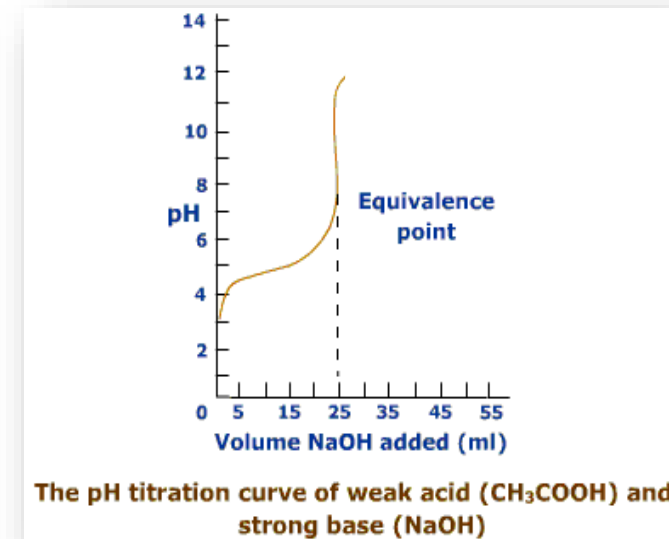
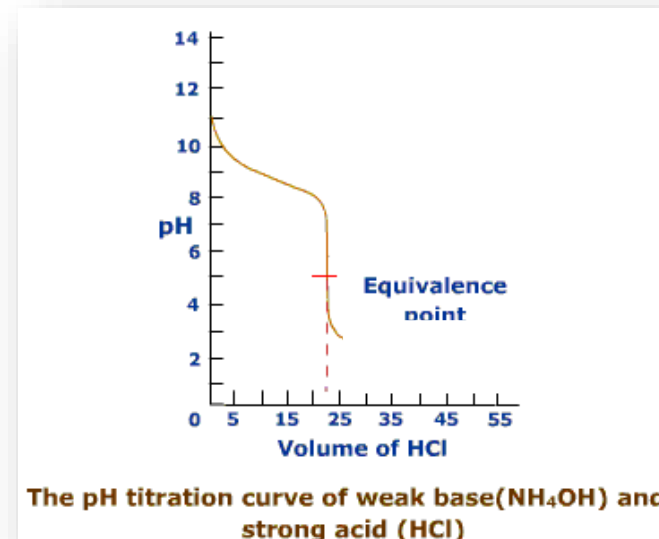
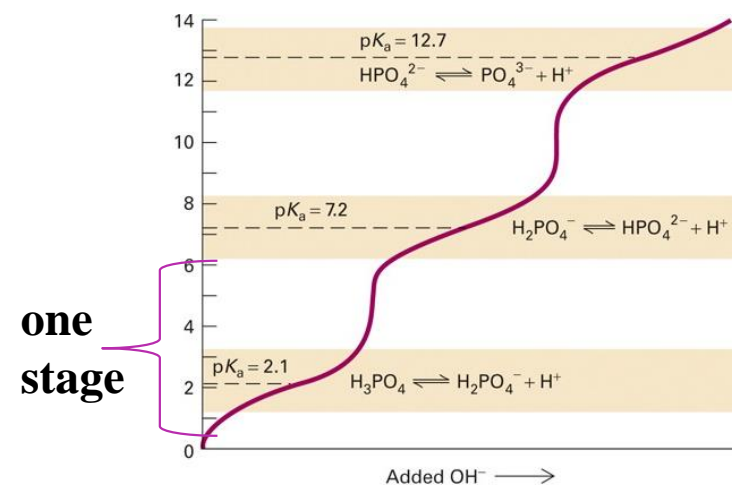
→ The group that has higher  $K_a$  value or i.e that has lower  $pK_a$  value

- ## □ $pK_a$ values of weak acids can be determined **mathematically** or practically by the use of **titration curves**.

**\*\*Review the calculation of pH of weak acid/base**

# Titration Curves :

- Titration Curves are produced by monitoring the pH of a **given volume** of a sample solution after successive **addition of acid or alkali**.
- The curves are usually plots of pH against the volume of titrant added (acid or base).
- There are many uses of titration, one of them is to indicate the pKa value of the weak acid by using the titration curve.
- Each dissociation group represent **one stage** in the titration curve.

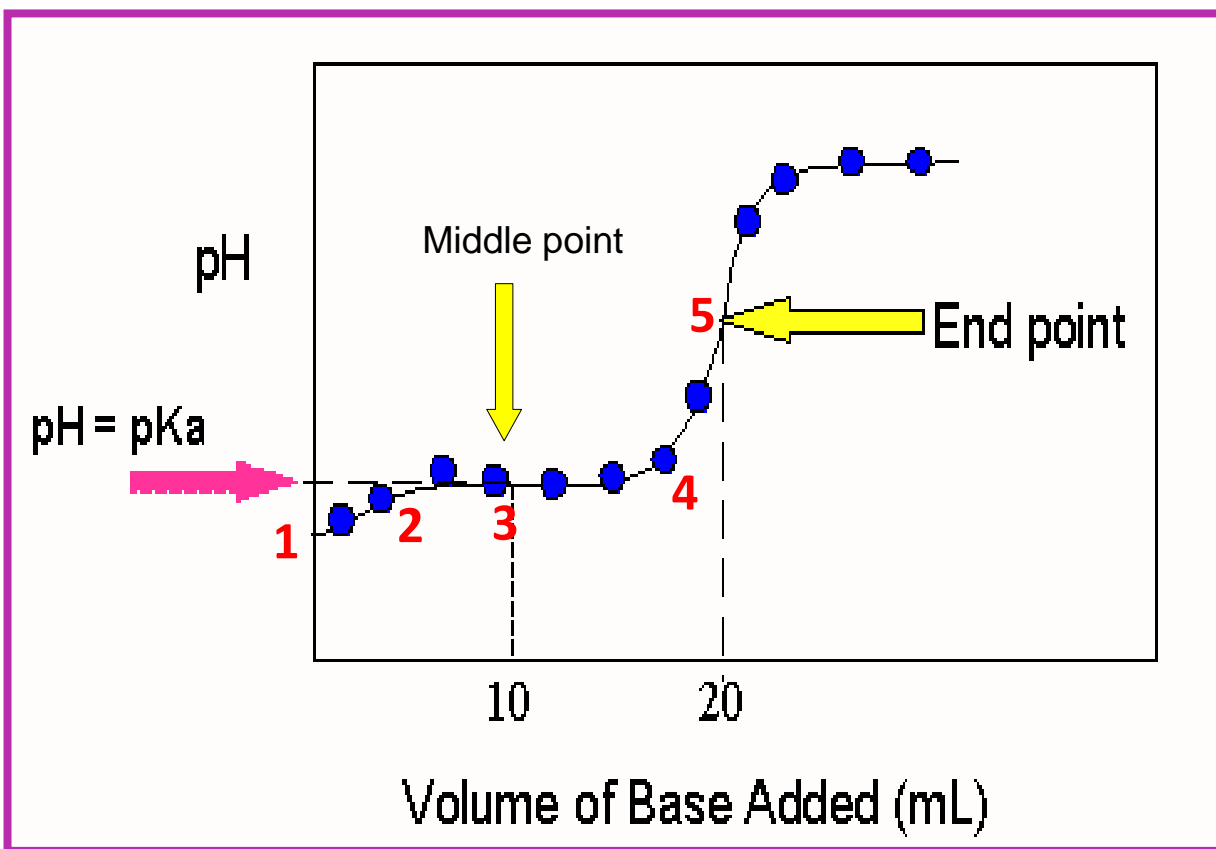


# Titration curve of a weak acid with strong base:

□ [1] Before any addition of strong base the (starting point):

- ALL the weak acid is in the full protonation form  $[\text{CH}_3\text{COOH}]$
- (electron donor) .
- In this point pH of weak acid  $< \text{pKa}$ .
- We can calculate the pH from:

$$\text{pH} = (\text{pKa} + \text{p}[\text{HA}]) / 2$$

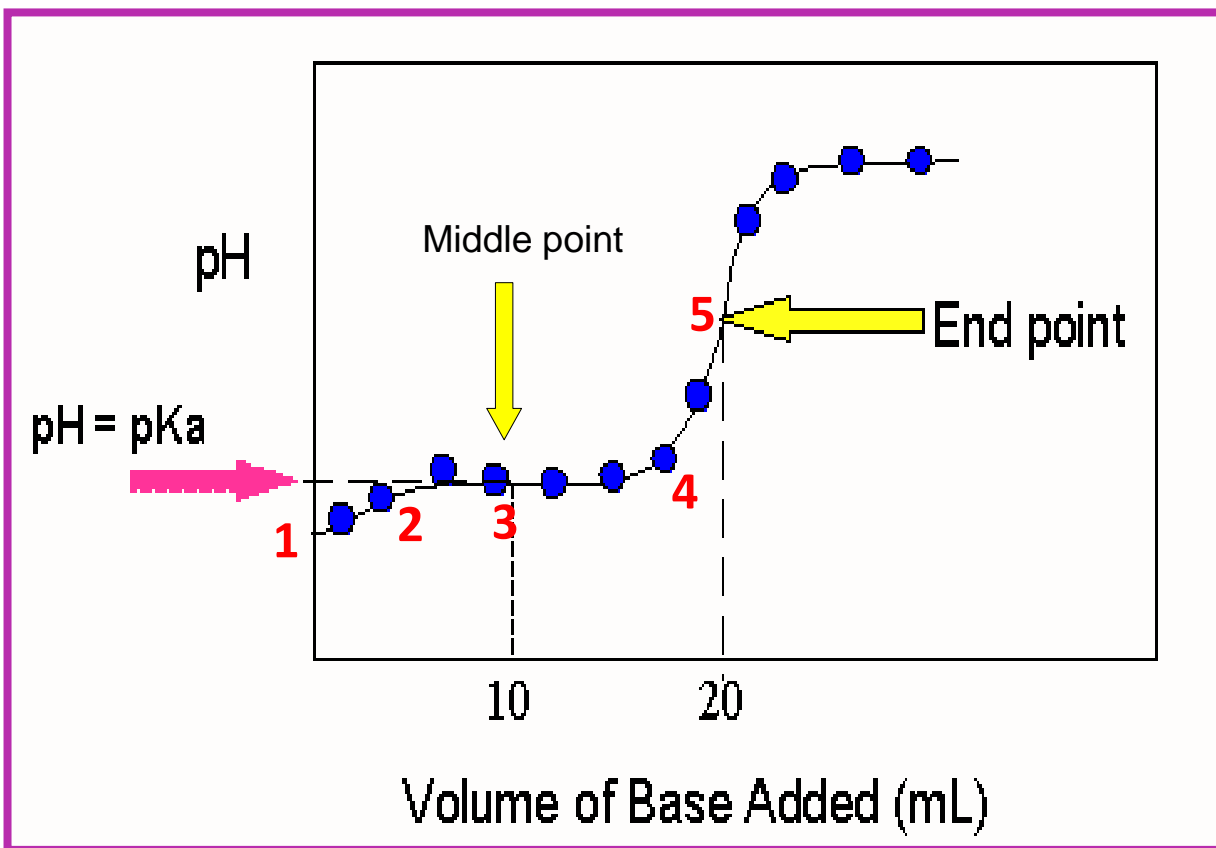


# Titration curve of a weak acid with strong base:

- [2] When certain amount of strong base added (any point before the middle of titration):

- The weak acid is starting to dissociate  $[\text{CH}_3\text{COOH}] > [\text{CH}_3\text{COO}^-]$
- ( Donor > Acceptor).
- In this point pH of weak acid < pKa.
- We can calculate the pH from:

$$\text{pH} = (\text{pKa} + \log [\text{A}^-] / [\text{HA}] )$$

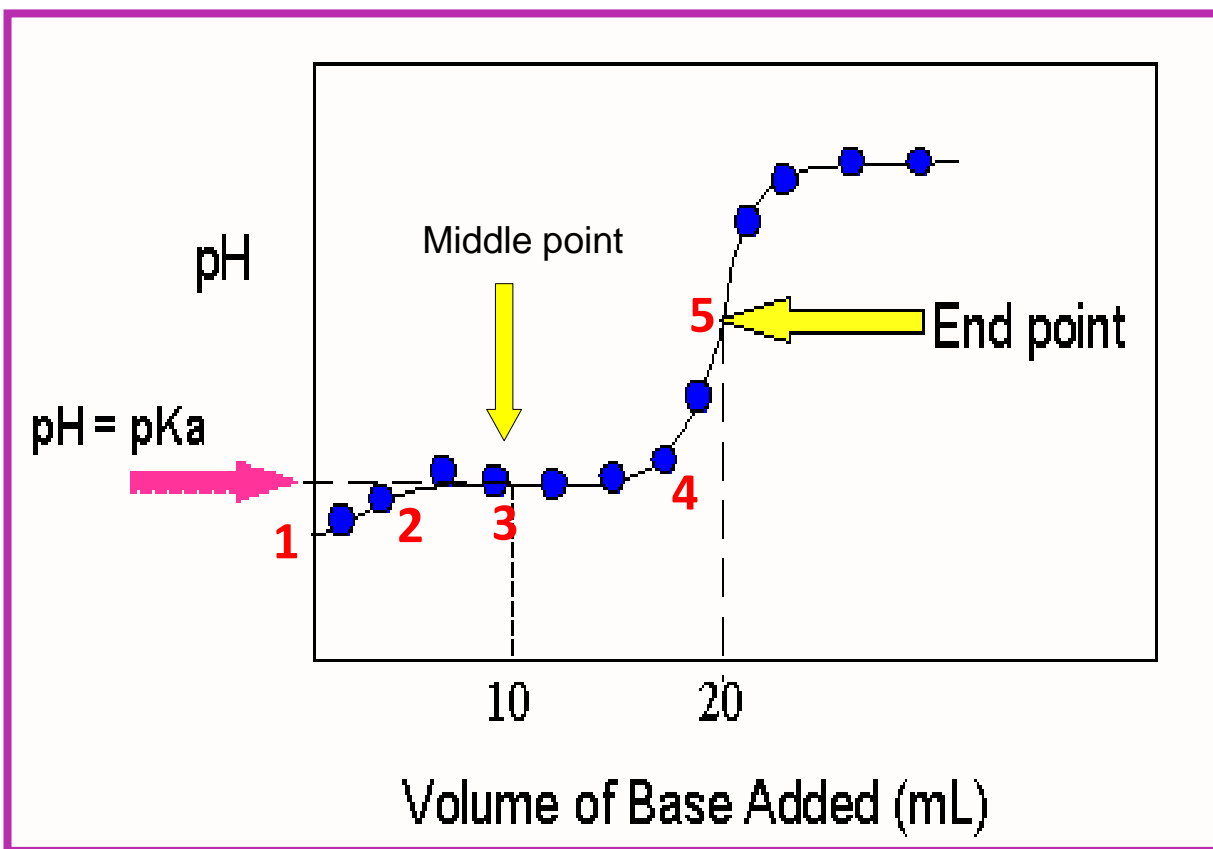


# Titration curve of a weak acid with strong base :

## □ [3] At middle of titration:

- $[\text{CH}_3\text{COOH}] = [\text{CH}_3\text{COO}^-]$ .
- (Donor=Acceptor).
- In this point  $\text{pH} = \text{pK}_a$ .
- The component of weak acid work as a **Buffer** (A solution that can resistant the change of pH) .
- Buffer capacity=  $\text{pK}_a \pm 1$
- Note:  $\text{pK}_a$  is defined as the pH value at middle of titration at which they will be  $[\text{donor}] = [\text{acceptor}]$ .

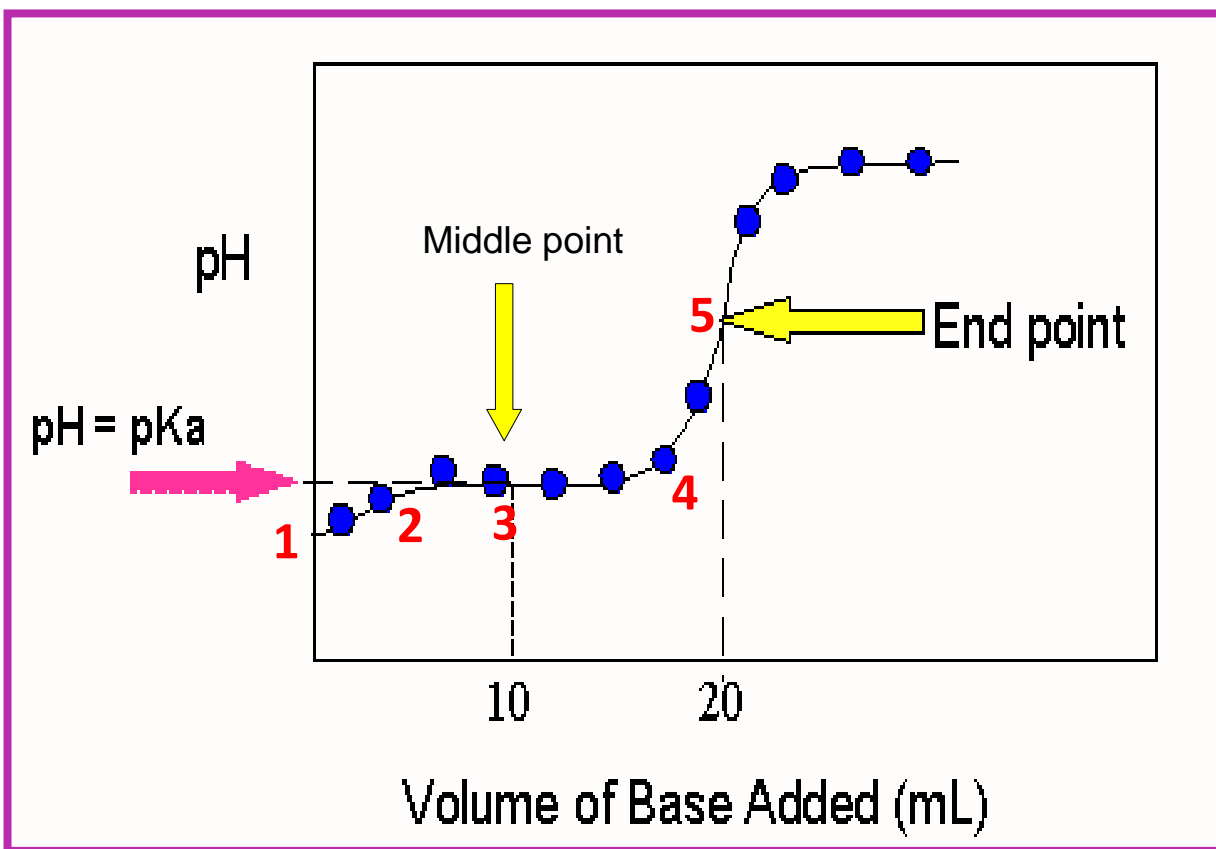
- We can calculate the pH from:
- $\text{pH} = (\text{pK}_a + \log [\text{A}^-] / [\text{HA}] )$



# Titration curve of a weak acid with strong base :

□ [4] At any point after mid of titration and before end point:

- $[\text{CH}_3\text{COOH}] < [\text{CH}_3\text{COO}^-]$ .
- (Donor < Acceptor) .
- In this point  $\text{pH} > \text{pKa}$ .
- We can calculate the pH from:  
 **$\text{pH} = (\text{pKa} + \log [\text{A}^-] / [\text{HA}] )$**





# Titration curve of a weak acid with strong base :

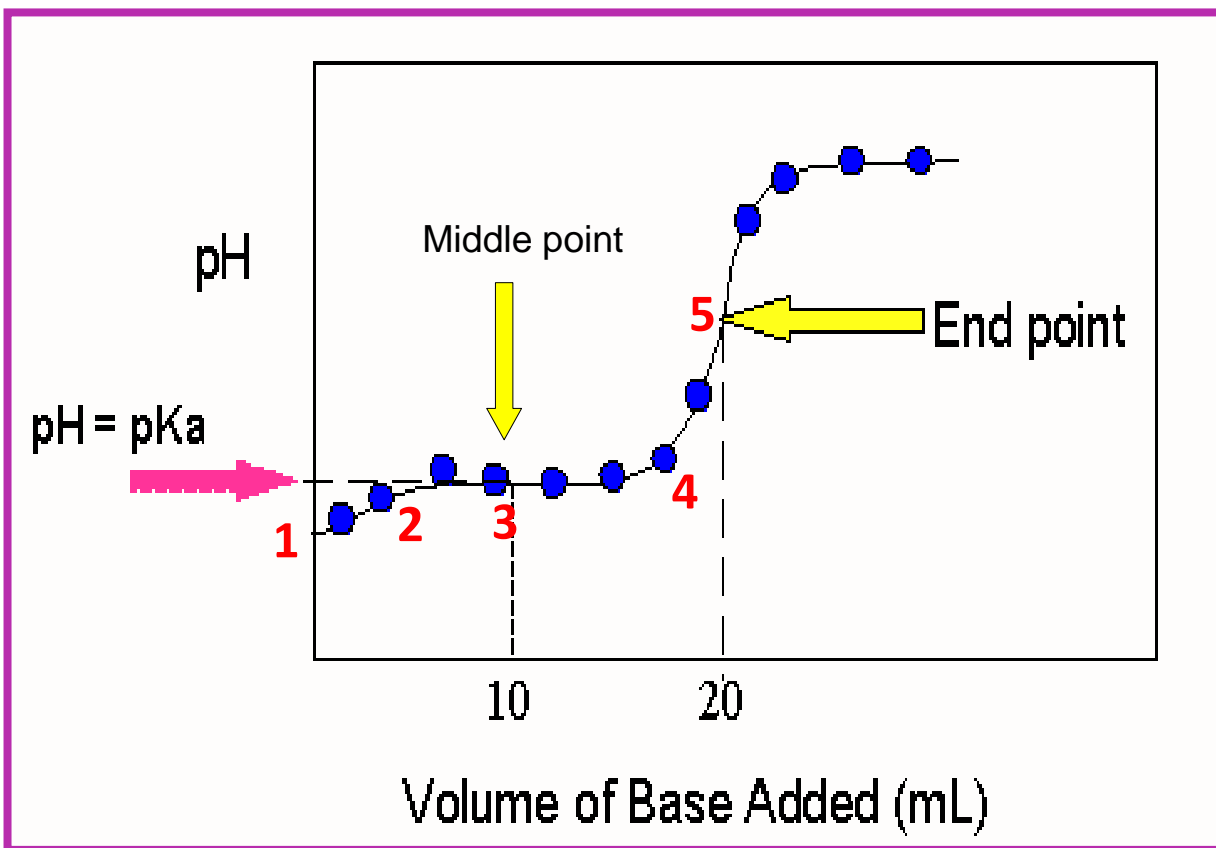
## □ [5] At the end point :

- The weak acid is fully dissociated [ $\text{CH}_3\text{COO}^-$ ].
- (electron acceptor).
- In this point  $\text{pH} > \text{pK}_a$ .
- Approximately, all the solution contains  $\text{CH}_3\text{COO}^-$ , so we first must calculate  $\text{pOH}$ , then the  $\text{pH}$ :

$$\text{pOH} = (\text{pK}_b + \text{p}[\text{A}^-]) / 2$$

$$\text{pH} = \text{pK}_w - \text{pOH}$$

$$*\text{pK}_b = \text{pK}_w - \text{pK}_a$$



# Calculating the pH at different point of the titration curve :

- [1] At start point [Weak acid only]:

$$\text{pH} = (\text{pK}_a + \text{p}[\text{HA}]) / 2$$

- [2] At any point within the curve [weak acid and conjugated base mix]:

$$\text{pH} = (\text{pK}_a + \log [\text{A}^-] / [\text{HA}]) \quad \text{-Henderson-Hasselbalch equation-}$$

- [3] At the end point [approximately conjugated base only] :

$$\text{pOH} = (\text{pK}_b + \text{p}[\text{A}^-]) / 2 \rightarrow \text{pH} = \text{pK}_w - \text{pOH}$$

- Henderson-Hasselbalch equation is an equation that is often used to :

1. To calculate the pH of the Buffer.
2. To preparation of Buffer.
3. To calculated the pH in any point within the titration curve (Except starting and ending point)

# Note:

□ If you start titration using 20 ml of the weak acid, In titration curve.....

➔ The total volume of weak acid is 20 ml , we need 20 ml of strong base to full dissociate the group of weak acid.

➔ We can reach to middle titration if we add 10 ml of strong base (half the amount of 20 ml).

□ **Bearing in mind that :**

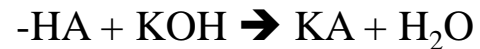
1. the weak acid and the strong base (titrant) should have the same concentration.
2. the weak acid and strong base should have the same protonation and hydroxylation state respectively (ex: monoprotic acid and monohydroxy base).

**Example:** Determine the pH value of 500 ml of monoprotic weak acid (0.1M) , titrated with 0.1M KOH (pKa=5 ), after addition of:  
(1) 100 ml. (2) 250 ml (3) 375 (4) 500 ml of KOH?

[1] pH after addition of 100 ml of KOH?

→ SECOND STAGE

-  $\text{pH} = \text{pK}_a + \log[\text{A}^-]/[\text{HA}]$



-we should calculate the No. of moles of remaining [HA]  
first because it is reflect the pH value at this stage.

-Mole of HA [original] – mole of KOH [added] = mole of HA remaining.

-No. of KOH [A<sup>-</sup>] mole =  $0.1 \times 0.1 \text{ L} = 0.01 \text{ mole}$

-No. of HA mole originally =  $0.1 \times 0.5 \text{ L} = 0.05 \text{ mole}$

-No. of HA mole remaining =  $0.05 - 0.01 = 0.04 \text{ mole}$

So,

$\text{pH} = 5 + \log [0.01]/[0.04]$

$\text{pH} = 4.4 \rightarrow \text{pH} < \text{pK}_a$

[2] pH after addition of 250 ml of KOH?

→ MIDDLE STAGE

-  $\text{pH} = \text{pK}_a + \log[\text{A}^-]/[\text{HA}]$

-Mole of HA [original] – mole of KOH [added] = mole of HA remaining.

-No. of KOH [A<sup>-</sup>] mole =  $0.1 \times 0.25 \text{ L} = 0.025 \text{ mole}$

-No. of HA mole originally =  $0.1 \times 0.5 \text{ L} = 0.05 \text{ mole}$

-No. of HA mole remaining =  $0.05 - 0.025 = 0.025 \text{ mole}$

So,

$\text{pH} = 5 + \log [0.025] / [0.025]$

$\text{pH} = 5 = \text{pK}_a \rightarrow$  (at mid point , The component of weak acid work as a Buffer , has a buffering capacity  $5 \pm 1$  )

**Example:** Determine the pH value of 500 ml of monoprotic weak acid (0.1M) , titrated with 0.1M KOH (pKa=5 ), after addition of:  
(1) 100 ml. (2) 250 ml (3) 375 (4) 500 ml of KOH?

**[3] pH after addition of 375 ml of KOH?**

→ **FOURTH STAGE**

-  $\text{pH} = \text{pK}_a + \log \frac{[\text{A}^-]}{[\text{HA}]}$

- **Mole of HA [original] – mole of KOH [added] = mole of HA remaining.**

- No. of KOH  $[\text{A}^-]$  mole =  $0.1 \times 0.375 \text{ L} = 0.0375 \text{ mole}$

- No. of HA mole originally =  $0.1 \times 0.5 \text{ L} = 0.05 \text{ mole}$

- No. of HA mole remaining =  $0.05 - 0.0375 = 0.0125 \text{ mole}$

So,

$\text{pH} = 5 + \log \frac{[0.0375]}{[0.0125]}$

$\text{pH} = 5.48 \rightarrow \text{pH} > \text{pK}_a$  “slightly”

**[4] pH after addition of 500 ml of KOH?**

→ **END STAGE** (Note: 500 ml is the same volume of weak acid that mean the all weak acid are as  $[\text{CH}_3\text{COO}^-]$  ).

-  $\text{pOH} = (\text{pK}_b + \text{p}[\text{A}^-])/2 \rightarrow \text{pK}_b = \text{pK}_w - \text{pK}_a \rightarrow \text{pK}_b = 14 - 5 = 9$

-  $\text{p}[\text{A}^-] = -\log [\text{A}^-] \rightarrow [\text{A}^-] = ??$

No. of a mole KOH =  $0.1 \times 0.5 = 0.05 \text{ mole}$

$[\text{A}^-] = 0.05/1 = 0.05 \text{ M}$  (total volume =  $500 + 500 = 1000 = 1 \text{ L}$ )

So  $\rightarrow \text{p}[\text{A}^-] = -\log 0.05 = 1.3$

$\text{pOH} = (9 + 1.3)/2 = 5.15$

$\text{pH} = \text{pK}_w - \text{pOH}$

$\text{pH} = 14 - 5.15 = 8.85 \rightarrow \text{pH} > \text{pK}_a$  “slightly”

Practical Part

# Objectives:

---

- To study titration curves.
- Determine the  $pK_a$  value of a weak acid.
- Calculate the pH value at a given point.
- Reinforce the understanding of buffers.

# Method:

- You are provided with 10 ml of a **0.1M CH<sub>3</sub>COOH** weak acid solution, titrate it with **0.1M NaOH**.
- Add the base drop wise mixing, and recording the pH after each **0.5 ml** NaOH added.
- Stop when you reach a pH=9.

ml of 0.1M NaOH	PH
0	
0.5	
1	
1.5	
....	



# Results:

1. Record the values in titration table and plot a Curve of pH versus ml of NaOH added.
2. Calculate the pH of the weak acid HA solution after the addition of 3ml, 5ml, and 10ml of NaOH.
3. Determine the pKa value of weak acid.
4. Compare your calculated pH values with those obtained from Curve.
5. At what pH-range did the acid show buffering behavior? What are the chemical species at that region, what are their proportions? What is the buffer capacity range?

ml of 0.1M NaOH	pH
0	
0.5	
1	
1.5	
....	