

Fluid Mechanics

CHAPTER

14



- 14.1 Pressure
- 14.2 Variation of Pressure with Depth
- 14.3 Pressure Measurements
- 14.4 Buoyant Forces and Archimedes's Principle
- 14.5 Fluid Dynamics
- 14.6 Bernoulli's Equation
- 14.7 Other Applications of Fluid Dynamics

Matter is normally classified as being in one of three states: solid, liquid, or gas. From everyday experience we know that a solid has a definite volume and shape, a liquid has a definite volume but no definite shape, and an unconfined gas has neither a definite volume nor a definite shape. These descriptions help us picture the states of matter, but they are somewhat artificial. For example, asphalt and plastics are normally considered solids, but over long time intervals they tend to flow like liquids. Likewise, most substances can be a solid, a liquid, or a gas (or a combination of any of these three), depending on the temperature and pressure. In general, the time interval required for a particular substance to change its shape in response to an external force determines whether we treat the substance as a solid, a liquid, or a gas.

A **fluid** is a collection of molecules that are randomly arranged and held together by weak cohesive forces and by forces exerted by the walls of a container. Both liquids and gases are fluids.

In our treatment of the mechanics of fluids, we'll be applying principles and analysis models that we have already discussed. First, we consider the mechanics of a fluid at rest, that is, *fluid statics*, and then study fluids in motion, that is, *fluid dynamics*.

14.1 Pressure

Fluids do not sustain shearing stresses or tensile stresses such as those discussed in Chapter 12; therefore, the only stress that can be exerted on an object submerged in a static fluid is one that tends to compress the object from all sides. In other words, the force exerted by a static fluid on an object is always perpendicular to the surfaces of the object as shown in Figure 14.1. We discussed this situation in Section 12.4.

Fish congregate around a reef in Hawaii searching for food. How do fish such as the lined butterflyfish (*Chaetodon lineolatus*) at the upper left control their movements up and down in the water? We'll find out in this chapter. (Vlad61/Shutterstock.com)

At any point on the surface of the object, the force exerted by the fluid is perpendicular to the surface of the object.

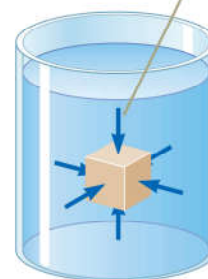


Figure 14.1 The forces exerted by a fluid on the surfaces of a submerged object.

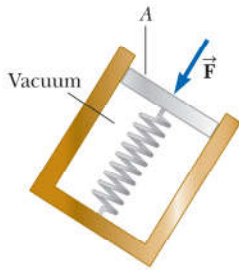


Figure 14.2 A simple device for measuring the pressure exerted by a fluid.

The pressure in a fluid can be measured with the device pictured in Figure 14.2. The device consists of an evacuated cylinder that encloses a light piston connected to a spring. As the device is submerged in a fluid, the fluid presses on the top of the piston and compresses the spring until the inward force exerted by the fluid is balanced by the outward force exerted by the spring. The fluid pressure can be measured directly if the spring is calibrated in advance. If F is the magnitude of the force exerted on the piston and A is the surface area of the piston, the **pressure** P of the fluid at the level to which the device has been submerged is defined as the ratio of the force to the area:

$$P \equiv \frac{F}{A} \quad (14.1)$$

Pressure is a scalar quantity because it is proportional to the magnitude of the force on the piston.

If the pressure varies over an area, the infinitesimal force dF on an infinitesimal surface element of area dA is

$$dF = P dA \quad (14.2)$$

where P is the pressure at the location of the area dA . To calculate the total force exerted on a surface of a container, we must integrate Equation 14.2 over the surface.

The units of pressure are newtons per square meter (N/m^2) in the SI system. Another name for the SI unit of pressure is the **pascal** (Pa):

$$1 \text{ Pa} \equiv 1 \text{ N/m}^2 \quad (14.3)$$

For a tactile demonstration of the definition of pressure, hold a tack between your thumb and forefinger, with the point of the tack on your thumb and the head of the tack on your forefinger. Now *gently* press your thumb and forefinger together. Your thumb will begin to feel pain immediately while your forefinger will not. The tack is exerting the same force on both your thumb and forefinger, but the pressure on your thumb is much larger because of the small area over which the force is applied.

Quick Quiz 14.1 Suppose you are standing directly behind someone who steps back and accidentally stomps on your foot with the heel of one shoe. Would you be better off if that person were (a) a large, male professional basketball player wearing sneakers or (b) a petite woman wearing spike-heeled shoes?

Pitfall Prevention 14.1

Force and Pressure Equations 14.1 and 14.2 make a clear distinction between force and pressure. Another important distinction is that *force is a vector* and *pressure is a scalar*. There is no direction associated with pressure, but the direction of the force associated with the pressure is perpendicular to the surface on which the pressure acts.

Example 14.1 The Water Bed

The mattress of a water bed is 2.00 m long by 2.00 m wide and 30.0 cm deep.

(A) Find the weight of the water in the mattress.

SOLUTION

Conceptualize Think about carrying a jug of water and how heavy it is. Now imagine a sample of water the size of a water bed. We expect the weight to be relatively large.

Categorize This example is a substitution problem.

Find the volume of the water filling the mattress:

$$V = (2.00 \text{ m})(2.00 \text{ m})(0.300 \text{ m}) = 1.20 \text{ m}^3$$

Use Equation 1.1 and the density of fresh water (see Table 14.1) to find the mass of the water bed:

$$M = \rho V = (1\,000 \text{ kg/m}^3)(1.20 \text{ m}^3) = 1.20 \times 10^3 \text{ kg}$$

Find the weight of the bed:

$$Mg = (1.20 \times 10^3 \text{ kg})(9.80 \text{ m/s}^2) = 1.18 \times 10^4 \text{ N}$$

which is approximately 2 650 lb. (A regular bed, including mattress, box spring, and metal frame, weighs approximately 300 lb.) Because this load is so great, it is best to place a water bed in the basement or on a sturdy, well-supported floor.

► 14.1 continued

(B) Find the pressure exerted by the water bed on the floor when the bed rests in its normal position. Assume the entire lower surface of the bed makes contact with the floor.

SOLUTION

When the water bed is in its normal position, the area in contact with the floor is 4.00 m^2 . Use Equation 14.1 to find the pressure:

$$P = \frac{1.18 \times 10^4 \text{ N}}{4.00 \text{ m}^2} = 2.94 \times 10^3 \text{ Pa}$$

WHAT IF? What if the water bed is replaced by a 300-lb regular bed that is supported by four legs? Each leg has a circular cross section of radius 2.00 cm. What pressure does this bed exert on the floor?

Answer The weight of the regular bed is distributed over four circular cross sections at the bottom of the legs. Therefore, the pressure is

$$\begin{aligned} P &= \frac{F}{A} = \frac{mg}{4(\pi r^2)} = \frac{300 \text{ lb}}{4\pi(0.0200 \text{ m})^2} \left(\frac{1 \text{ N}}{0.225 \text{ lb}} \right) \\ &= 2.65 \times 10^5 \text{ Pa} \end{aligned}$$

This result is almost 100 times larger than the pressure due to the water bed! The weight of the regular bed, even though it is much less than the weight of the water bed, is applied over the very small area of the four legs. The high pressure on the floor at the feet of a regular bed could cause dents in wood floors or permanently crush carpet pile.

14.2 Variation of Pressure with Depth

As divers well know, water pressure increases with depth. Likewise, atmospheric pressure decreases with increasing altitude; for this reason, aircraft flying at high altitudes must have pressurized cabins for the comfort of the passengers.

We now show how the pressure in a liquid increases with depth. As Equation 1.1 describes, the *density* of a substance is defined as its mass per unit volume; Table 14.1 lists the densities of various substances. These values vary slightly with temperature because the volume of a substance is dependent on temperature (as shown in Chapter 19). Under standard conditions (at 0°C and at atmospheric pressure), the densities of gases are about $\frac{1}{1000}$ the densities of solids and liquids. This difference in densities implies that the average molecular spacing in a gas under these conditions is about ten times greater than that in a solid or liquid.

Table 14.1 Densities of Some Common Substances at Standard Temperature (0°C) and Pressure (Atmospheric)

Substance	$\rho \text{ (kg/m}^3\text{)}$	Substance	$\rho \text{ (kg/m}^3\text{)}$
Air	1.29	Iron	7.86×10^3
Air (at 20°C and atmospheric pressure)	1.20	Lead	11.3×10^3
Aluminum	2.70×10^3	Mercury	13.6×10^3
Benzene	0.879×10^3	Nitrogen gas	1.25
Brass	8.4×10^3	Oak	0.710×10^3
Copper	8.92×10^3	Osmium	22.6×10^3
Ethyl alcohol	0.806×10^3	Oxygen gas	1.43
Fresh water	1.00×10^3	Pine	0.373×10^3
Glycerin	1.26×10^3	Platinum	21.4×10^3
Gold	19.3×10^3	Seawater	1.03×10^3
Helium gas	1.79×10^{-1}	Silver	10.5×10^3
Hydrogen gas	8.99×10^{-2}	Tin	7.30×10^3
Ice	0.917×10^3	Uranium	19.1×10^3

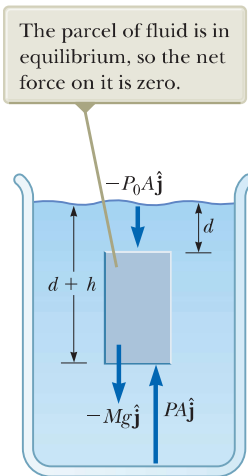


Figure 14.3 A parcel of fluid in a larger volume of fluid is singled out.

Variation of pressure with depth ▶

Now consider a liquid of density ρ at rest as shown in Figure 14.3. We assume ρ is uniform throughout the liquid, which means the liquid is incompressible. Let us select a parcel of the liquid contained within an imaginary block of cross-sectional area A extending from depth d to depth $d + h$. The liquid external to our parcel exerts forces at all points on the surface of the parcel, perpendicular to the surface. The pressure exerted by the liquid on the bottom face of the parcel is P , and the pressure on the top face is P_0 . Therefore, the upward force exerted by the outside fluid on the bottom of the parcel has a magnitude PA , and the downward force exerted on the top has a magnitude $P_0 A$. The mass of liquid in the parcel is $M = \rho V = \rho Ah$; therefore, the weight of the liquid in the parcel is $Mg = \rho Ahg$. Because the parcel is at rest and remains at rest, it can be modeled as a particle in equilibrium, so that the net force acting on it must be zero. Choosing upward to be the positive y direction, we see that

$$\sum \vec{F} = PA\hat{j} - P_0 A\hat{j} - Mg\hat{j} = 0$$

or

$$PA - P_0 A - \rho Ahg = 0$$

$$P = P_0 + \rho gh \quad (14.4)$$

That is, the pressure P at a depth h below a point in the liquid at which the pressure is P_0 is greater by an amount ρgh . If the liquid is open to the atmosphere and P_0 is the pressure at the surface of the liquid, then P_0 is **atmospheric pressure**. In our calculations and working of end-of-chapter problems, we usually take atmospheric pressure to be

$$P_0 = 1.00 \text{ atm} = 1.013 \times 10^5 \text{ Pa}$$

Equation 14.4 implies that the pressure is the same at all points having the same depth, independent of the shape of the container.

Because the pressure in a fluid depends on depth and on the value of P_0 , any increase in pressure at the surface must be transmitted to every other point in the fluid. This concept was first recognized by French scientist Blaise Pascal (1623–1662) and is called **Pascal's law**: **a change in the pressure applied to a fluid is transmitted undiminished to every point of the fluid and to the walls of the container.**

Pascal's law ▶

An important application of Pascal's law is the hydraulic press illustrated in Figure 14.4a. A force of magnitude F_1 is applied to a small piston of surface area A_1 . The pressure is transmitted through an incompressible liquid to a larger piston of surface area A_2 . Because the pressure must be the same on both sides, $P = F_1/A_1 = F_2/A_2$. Therefore, the force F_2 is greater than the force F_1 by a factor of A_2/A_1 . By designing a hydraulic press with appropriate areas A_1 and A_2 , a large out-

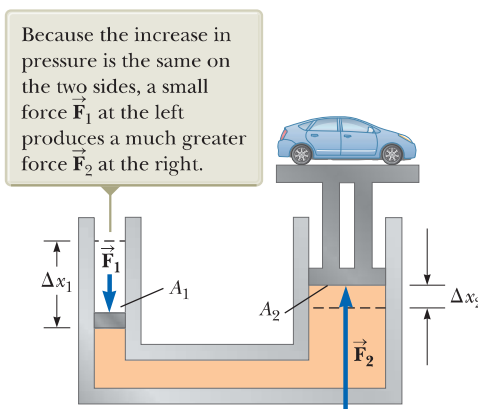


Figure 14.4 (a) Diagram of a hydraulic press. (b) A vehicle undergoing repair is supported by a hydraulic lift in a garage.



put force can be applied by means of a small input force. Hydraulic brakes, car lifts, hydraulic jacks, and forklifts all make use of this principle (Fig. 14.4b).

Because liquid is neither added to nor removed from the system, the volume of liquid pushed down on the left in Figure 14.4a as the piston moves downward through a displacement Δx_1 equals the volume of liquid pushed up on the right as the right piston moves upward through a displacement Δx_2 . That is, $A_1 \Delta x_1 = A_2 \Delta x_2$; therefore, $A_2/A_1 = \Delta x_1/\Delta x_2$. We have already shown that $A_2/A_1 = F_2/F_1$. Therefore, $F_2/F_1 = \Delta x_1/\Delta x_2$, so $F_1 \Delta x_1 = F_2 \Delta x_2$. Each side of this equation is the work done by the force on its respective piston. Therefore, the work done by \vec{F}_1 on the input piston equals the work done by \vec{F}_2 on the output piston, as it must to conserve energy. (The process can be modeled as a special case of the nonisolated system model: the *nonisolated system in steady state*. There is energy transfer into and out of the system, but these energy transfers balance, so that there is no net change in the energy of the system.)

- Quick Quiz 14.2** The pressure at the bottom of a filled glass of water ($\rho = 1\,000\text{ kg/m}^3$) is P . The water is poured out, and the glass is filled with ethyl alcohol ($\rho = 806\text{ kg/m}^3$). What is the pressure at the bottom of the glass? (a) smaller than P (b) equal to P (c) larger than P (d) indeterminate

Example 14.2 The Car Lift

In a car lift used in a service station, compressed air exerts a force on a small piston that has a circular cross section of radius 5.00 cm. This pressure is transmitted by a liquid to a piston that has a radius of 15.0 cm.

(A) What force must the compressed air exert to lift a car weighing 13 300 N?

SOLUTION

Conceptualize Review the material just discussed about Pascal's law to understand the operation of a car lift.

Categorize This example is a substitution problem.

Solve $F_1/A_1 = F_2/A_2$ for F_1 :

$$\begin{aligned} F_1 &= \left(\frac{A_1}{A_2}\right)F_2 = \frac{\pi(5.00 \times 10^{-2}\text{ m})^2}{\pi(15.0 \times 10^{-2}\text{ m})^2} (1.33 \times 10^4\text{ N}) \\ &= 1.48 \times 10^3\text{ N} \end{aligned}$$

(B) What air pressure produces this force?

SOLUTION

Use Equation 14.1 to find the air pressure that produces this force:

$$\begin{aligned} P &= \frac{F_1}{A_1} = \frac{1.48 \times 10^3\text{ N}}{\pi(5.00 \times 10^{-2}\text{ m})^2} \\ &= 1.88 \times 10^5\text{ Pa} \end{aligned}$$

This pressure is approximately twice atmospheric pressure.

Example 14.3 A Pain in Your Ear

Estimate the force exerted on your eardrum due to the water when you are swimming at the bottom of a pool that is 5.0 m deep.

SOLUTION

Conceptualize As you descend in the water, the pressure increases. You may have noticed this increased pressure in your ears while diving in a swimming pool, a lake, or the ocean. We can find the pressure difference exerted on the

continued

14.3 continued

eardrum from the depth given in the problem; then, after estimating the ear drum's surface area, we can determine the net force the water exerts on it.

Categorize This example is a substitution problem.

The air inside the middle ear is normally at atmospheric pressure P_0 . Therefore, to find the net force on the eardrum, we must consider the difference between the total pressure at the bottom of the pool and atmospheric pressure. Let's estimate the surface area of the eardrum to be approximately $1 \text{ cm}^2 = 1 \times 10^{-4} \text{ m}^2$.

Use Equation 14.4 to find this pressure difference:

$$P_{\text{bot}} - P_0 = \rho gh = (1.00 \times 10^3 \text{ kg/m}^3)(9.80 \text{ m/s}^2)(5.0 \text{ m}) = 4.9 \times 10^4 \text{ Pa}$$

Use Equation 14.1 to find the magnitude of the net force on the ear:

$$F = (P_{\text{bot}} - P_0)A = (4.9 \times 10^4 \text{ Pa})(1 \times 10^{-4} \text{ m}^2) \approx 5 \text{ N}$$

Because a force of this magnitude on the eardrum is extremely uncomfortable, swimmers often “pop their ears” while under water, an action that pushes air from the lungs into the middle ear. Using this technique equalizes the pressure on the two sides of the eardrum and relieves the discomfort.

Example 14.4 The Force on a Dam

Water is filled to a height H behind a dam of width w (Fig. 14.5). Determine the resultant force exerted by the water on the dam.

SOLUTION

Conceptualize Because pressure varies with depth, we cannot calculate the force simply by multiplying the area by the pressure. As the pressure in the water increases with depth, the force on the adjacent portion of the dam also increases.

Categorize Because of the variation of pressure with depth, we must use integration to solve this example, so we categorize it as an analysis problem.

Analyze Let's imagine a vertical y axis, with $y = 0$ at the bottom of the dam. We divide the face of the dam into narrow horizontal strips at a distance y above the bottom, such as the red strip in Figure 14.5. The pressure on each such strip is due only to the water; atmospheric pressure acts on both sides of the dam.

Use Equation 14.4 to calculate the pressure due to the water at the depth h :

$$P = \rho gh = \rho g(H - y)$$

Use Equation 14.2 to find the force exerted on the shaded strip of area $dA = w dy$:

$$dF = P dA = \rho g(H - y)w dy$$

Integrate to find the total force on the dam:

$$F = \int P dA = \int_0^H \rho g(H - y)w dy = \frac{1}{2}\rho g w H^2$$

Finalize Notice that the thickness of the dam shown in Figure 14.5 increases with depth. This design accounts for the greater force the water exerts on the dam at greater depths.

WHAT IF? What if you were asked to find this force without using calculus? How could you determine its value?

Answer We know from Equation 14.4 that pressure varies linearly with depth. Therefore, the average pressure due to the water over the face of the dam is the average of the pressure at the top and the pressure at the bottom:

$$P_{\text{avg}} = \frac{P_{\text{top}} + P_{\text{bottom}}}{2} = \frac{0 + \rho g H}{2} = \frac{1}{2}\rho g H$$

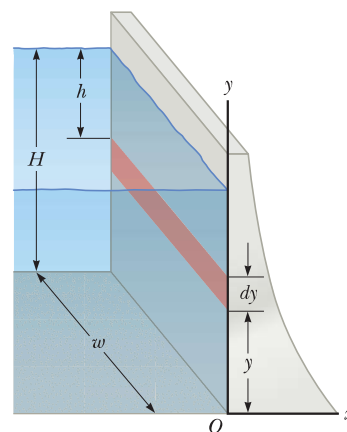


Figure 14.5 (Example 14.4) Water exerts a force on a dam.

14.4 continued

The total force on the dam is equal to the product of the average pressure and the area of the face of the dam:

$$F = P_{\text{avg}}A = \left(\frac{1}{2}\rho gH\right)(Hw) = \frac{1}{2}\rho g w H^2$$

which is the same result we obtained using calculus.

14.3 Pressure Measurements

During the weather report on a television news program, the *barometric pressure* is often provided. This reading is the current local pressure of the atmosphere, which varies over a small range from the standard value provided earlier. How is this pressure measured?

One instrument used to measure atmospheric pressure is the common barometer, invented by Evangelista Torricelli (1608–1647). A long tube closed at one end is filled with mercury and then inverted into a dish of mercury (Fig. 14.6a). The closed end of the tube is nearly a vacuum, so the pressure at the top of the mercury column can be taken as zero. In Figure 14.6a, the pressure at point A, due to the column of mercury, must equal the pressure at point B, due to the atmosphere. If that were not the case, there would be a net force that would move mercury from one point to the other until equilibrium is established. Therefore, $P_0 = \rho_{\text{Hg}}gh$, where ρ_{Hg} is the density of the mercury and h is the height of the mercury column. As atmospheric pressure varies, the height of the mercury column varies, so the height can be calibrated to measure atmospheric pressure. Let us determine the height of a mercury column for one atmosphere of pressure, $P_0 = 1 \text{ atm} = 1.013 \times 10^5 \text{ Pa}$:

$$P_0 = \rho_{\text{Hg}}gh \rightarrow h = \frac{P_0}{\rho_{\text{Hg}}g} = \frac{1.013 \times 10^5 \text{ Pa}}{(13.6 \times 10^3 \text{ kg/m}^3)(9.80 \text{ m/s}^2)} = 0.760 \text{ m}$$

Based on such a calculation, one atmosphere of pressure is defined to be the pressure equivalent of a column of mercury that is exactly 0.760 0 m in height at 0°C.

A device for measuring the pressure of a gas contained in a vessel is the open-tube manometer illustrated in Figure 14.6b. One end of a U-shaped tube containing a liquid is open to the atmosphere, and the other end is connected to a container of gas at pressure P . In an equilibrium situation, the pressures at points A and B must be the same (otherwise, the curved portion of the liquid would experience a net force and would accelerate), and the pressure at A is the unknown pressure of the gas. Therefore, equating the unknown pressure P to the pressure at point B, we see that $P = P_0 + \rho gh$. Again, we can calibrate the height h to the pressure P .

The difference in the pressures in each part of Figure 14.6 (that is, $P - P_0$) is equal to ρgh . The pressure P is called the **absolute pressure**, and the difference $P - P_0$ is called the **gauge pressure**. For example, the pressure you measure in your bicycle tire is gauge pressure.

Quick Quiz 14.3 Several common barometers are built, with a variety of fluids.

- ... For which of the following fluids will the column of fluid in the barometer be
- the highest? (a) mercury (b) water (c) ethyl alcohol (d) benzene

14.4 Buoyant Forces and Archimedes's Principle

Have you ever tried to push a beach ball down under water (Fig. 14.7a, p. 424)? It is extremely difficult to do because of the large upward force exerted by the water on the ball. The upward force exerted by a fluid on any immersed object is called

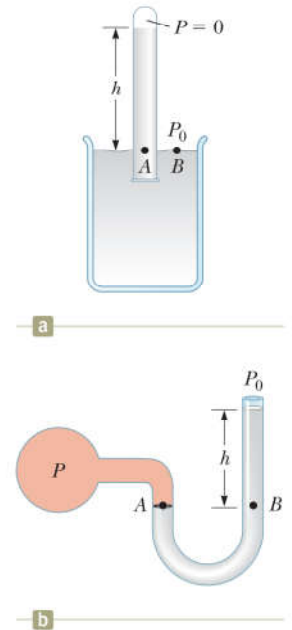


Figure 14.6 Two devices for measuring pressure: (a) a mercury barometer and (b) an open-tube manometer.



© iStockphoto.com/Hulton Archive

Archimedes

Greek Mathematician, Physicist, and Engineer (c. 287–212 BC)

Archimedes was perhaps the greatest scientist of antiquity. He was the first to compute accurately the ratio of a circle's circumference to its diameter, and he also showed how to calculate the volume and surface area of spheres, cylinders, and other geometric shapes. He is well known for discovering the nature of the buoyant force and was also a gifted inventor. One of his practical inventions, still in use today, is Archimedes's screw, an inclined, rotating, coiled tube used originally to lift water from the holds of ships. He also invented the catapult and devised systems of levers, pulleys, and weights for raising heavy loads. Such inventions were successfully used to defend his native city, Syracuse, during a two-year siege by Romans.

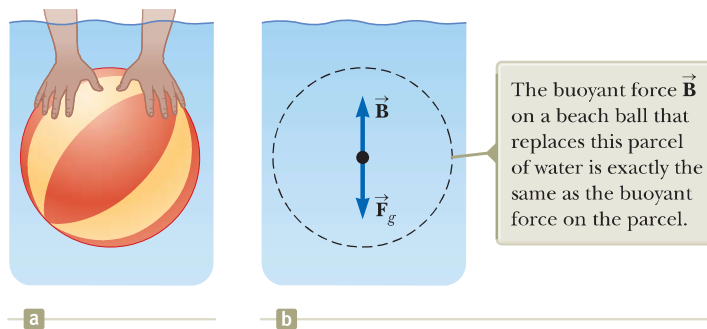


Figure 14.7 (a) A swimmer pushes a beach ball under water. (b) The forces on a beach ball–sized parcel of water.

a **buoyant force**. We can determine the magnitude of a buoyant force by applying some logic. Imagine a beach ball–sized parcel of water beneath the water surface as in Figure 14.7b. Because this parcel is in equilibrium, there must be an upward force that balances the downward gravitational force on the parcel. This upward force is the buoyant force, and its magnitude is equal to the weight of the water in the parcel. The buoyant force is the resultant force on the parcel due to all forces applied by the fluid surrounding the parcel.

Now imagine replacing the beach ball–sized parcel of water with a beach ball of the same size. The net force applied by the fluid surrounding the beach ball is the same, regardless of whether it is applied to a beach ball or to a parcel of water. Consequently, **the magnitude of the buoyant force on an object always equals the weight of the fluid displaced by the object**. This statement is known as **Archimedes's principle**.

With the beach ball under water, the buoyant force, equal to the weight of a beach ball–sized parcel of water, is much larger than the weight of the beach ball. Therefore, there is a large net upward force, which explains why it is so hard to hold the beach ball under the water. Note that Archimedes's principle does not refer to the makeup of the object experiencing the buoyant force. The object's composition is not a factor in the buoyant force because the buoyant force is exerted by the surrounding fluid.

To better understand the origin of the buoyant force, consider a cube of solid material immersed in a liquid as in Figure 14.8. According to Equation 14.4, the pressure P_{bot} at the bottom of the cube is greater than the pressure P_{top} at the top by an amount $\rho_{\text{fluid}}gh$, where h is the height of the cube and ρ_{fluid} is the density of the fluid. The pressure at the bottom of the cube causes an *upward* force equal to $P_{\text{bot}}A$, where A is the area of the bottom face. The pressure at the top of the cube causes a *downward* force equal to $P_{\text{top}}A$. The resultant of these two forces is the buoyant force \vec{B} with magnitude

$$B = (P_{\text{bot}} - P_{\text{top}})A = (\rho_{\text{fluid}}gh)A$$

$$B = \rho_{\text{fluid}}gV_{\text{disp}} \quad (14.5)$$

where $V_{\text{disp}} = Ah$ is the volume of the fluid displaced by the cube. Because the product $\rho_{\text{fluid}}V_{\text{disp}}$ is equal to the mass of fluid displaced by the object,

$$B = Mg$$

where Mg is the weight of the fluid displaced by the cube. This result is consistent with our initial statement about Archimedes's principle above, based on the discussion of the beach ball.

Under normal conditions, the weight of a fish in the opening photograph for this chapter is slightly greater than the buoyant force on the fish. Hence, the fish would sink if it did not have some mechanism for adjusting the buoyant force. The

The buoyant force on the cube is the resultant of the forces exerted on its top and bottom faces by the liquid.

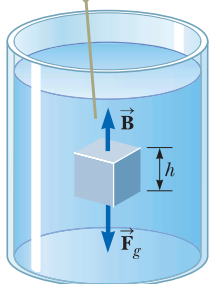


Figure 14.8 The external forces acting on an immersed cube are the gravitational force \vec{F}_g and the buoyant force \vec{B} .

fish accomplishes that by internally regulating the size of its air-filled swim bladder to increase its volume and the magnitude of the buoyant force acting on it, according to Equation 14.5. In this manner, fish are able to swim to various depths.

Before we proceed with a few examples, it is instructive to discuss two common situations: a totally submerged object and a floating (partly submerged) object.

Case 1: Totally Submerged Object When an object is totally submerged in a fluid of density ρ_{fluid} , the volume V_{disp} of the displaced fluid is equal to the volume V_{obj} of the object; so, from Equation 14.5, the magnitude of the upward buoyant force is $B = \rho_{\text{fluid}}gV_{\text{obj}}$. If the object has a mass M and density ρ_{obj} , its weight is equal to $F_g = Mg = \rho_{\text{obj}}gV_{\text{obj}}$, and the net force on the object is $B - F_g = (\rho_{\text{fluid}} - \rho_{\text{obj}})gV_{\text{obj}}$. Hence, if the density of the object is less than the density of the fluid, the downward gravitational force is less than the buoyant force and the unsupported object accelerates upward (Fig. 14.9a). If the density of the object is greater than the density of the fluid, the upward buoyant force is less than the downward gravitational force and the unsupported object sinks (Fig. 14.9b). If the density of the submerged object equals the density of the fluid, the net force on the object is zero and the object remains in equilibrium. Therefore, the direction of motion of an object submerged in a fluid is determined *only* by the densities of the object and the fluid.

Case 2: Floating Object Now consider an object of volume V_{obj} and density $\rho_{\text{obj}} < \rho_{\text{fluid}}$ in static equilibrium floating on the surface of a fluid, that is, an object that is only *partially* submerged (Fig. 14.10). In this case, the upward buoyant force is balanced by the downward gravitational force acting on the object. If V_{disp} is the volume of the fluid displaced by the object (this volume is the same as the volume of that part of the object beneath the surface of the fluid), the buoyant force has a magnitude $B = \rho_{\text{fluid}}gV_{\text{disp}}$. Because the weight of the object is $F_g = Mg = \rho_{\text{obj}}gV_{\text{obj}}$ and because $F_g = B$, we see that $\rho_{\text{fluid}}gV_{\text{disp}} = \rho_{\text{obj}}gV_{\text{obj}}$, or

$$\frac{V_{\text{disp}}}{V_{\text{obj}}} = \frac{\rho_{\text{obj}}}{\rho_{\text{fluid}}} \quad (14.6)$$

This equation shows that the fraction of the volume of a floating object that is below the fluid surface is equal to the ratio of the density of the object to that of the fluid.

Quick Quiz 14.4 You are shipwrecked and floating in the middle of the ocean on a raft. Your cargo on the raft includes a treasure chest full of gold that you found before your ship sank, and the raft is just barely afloat. To keep you floating as high as possible in the water, should you (a) leave the treasure chest on top of the raft, (b) secure the treasure chest to the underside of the raft, or (c) hang the treasure chest in the water with a rope attached to the raft? (Assume throwing the treasure chest overboard is not an option you wish to consider.)

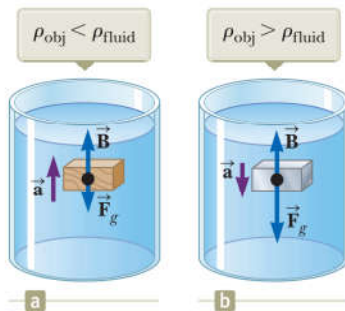


Figure 14.9 (a) A totally submerged object that is less dense than the fluid in which it is submerged experiences a net upward force and rises to the surface after it is released. (b) A totally submerged object that is denser than the fluid experiences a net downward force and sinks.

Pitfall Prevention 14.2

Buoyant Force Is Exerted by the Fluid Remember that the buoyant force is exerted by the fluid. It is not determined by properties of the object except for the amount of fluid displaced by the object. Therefore, if several objects of different densities but the same volume are immersed in a fluid, they will all experience the same buoyant force. Whether they sink or float is determined by the relationship between the buoyant force and the gravitational force.

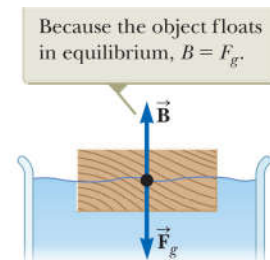


Figure 14.10 An object floating on the surface of a fluid experiences two forces, the gravitational force \vec{F}_g and the buoyant force \vec{B} .

Example 14.5

Eureka!

AM

Archimedes supposedly was asked to determine whether a crown made for the king consisted of pure gold. According to legend, he solved this problem by weighing the crown first in air and then in water as shown in Figure 14.11. Suppose the scale read 7.84 N when the crown was in air and 6.84 N when it was in water. What should Archimedes have told the king?

SOLUTION

Conceptualize Figure 14.11 helps us imagine what is happening in this example. Because of the buoyant force, the scale reading is smaller in Figure 14.11b than in Figure 14.11a.

Categorize This problem is an example of Case 1 discussed earlier because the crown is completely submerged. The scale reading is a measure of one of the forces on the crown, and the crown is stationary. Therefore, we can categorize the crown as a *particle in equilibrium*.

Analyze When the crown is suspended in air, the scale reads the true weight $T_1 = F_g$ (neglecting the small buoyant force due to the surrounding air). When the crown is immersed in water, the buoyant force \vec{B} reduces the scale reading to an *apparent* weight of $T_2 = F_g - B$.

Apply the particle in equilibrium model to the crown in water:

Solve for B :

Because this buoyant force is equal in magnitude to the weight of the displaced water, $B = \rho_w g V_{\text{disp}}$, where V_{disp} is the volume of the displaced water and ρ_w is its density. Also, the volume of the crown V_c is equal to the volume of the displaced water because the crown is completely submerged, so $B = \rho_w g V_c$.

Find the density of the crown from Equation 1.1:

Substitute numerical values:

Finalize From Table 14.1, we see that the density of gold is $19.3 \times 10^3 \text{ kg/m}^3$. Therefore, Archimedes should have reported that the king had been cheated. Either the crown was hollow, or it was not made of pure gold.

WHAT IF? Suppose the crown has the same weight but is indeed pure gold and not hollow. What would the scale reading be when the crown is immersed in water?

Answer Find the buoyant force on the crown:

Substitute numerical values:

Find the tension in the string hanging from the scale:

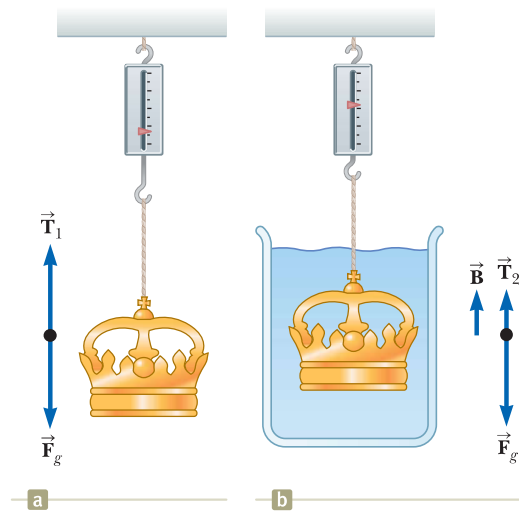


Figure 14.11 (Example 14.5) (a) When the crown is suspended in air, the scale reads its true weight because $T_1 = F_g$ (the buoyancy of air is negligible). (b) When the crown is immersed in water, the buoyant force \vec{B} changes the scale reading to a lower value $T_2 = F_g - B$.

$$\sum F = B + T_2 - F_g = 0$$

$$B = F_g - T_2$$

$$\rho_c = \frac{m_c}{V_c} = \frac{m_c g}{V_c g} = \frac{m_c g}{(B/\rho_w)} = \frac{m_c g \rho_w}{B} = \frac{m_c g \rho_w}{F_g - T_2}$$

$$\rho_c = \frac{(7.84 \text{ N})(1000 \text{ kg/m}^3)}{7.84 \text{ N} - 6.84 \text{ N}} = 7.84 \times 10^3 \text{ kg/m}^3$$

$$B = \rho_w g V_w = \rho_w g V_c = \rho_w g \left(\frac{m_c}{\rho_c} \right) = \rho_w \left(\frac{m_c g}{\rho_c} \right)$$

$$B = (1.00 \times 10^3 \text{ kg/m}^3) \frac{7.84 \text{ N}}{19.3 \times 10^3 \text{ kg/m}^3} = 0.406 \text{ N}$$

$$T_2 = F_g - B = 7.84 \text{ N} - 0.406 \text{ N} = 7.43 \text{ N}$$

Example 14.6 A Titanic Surprise

An iceberg floating in seawater as shown in Figure 14.12a is extremely dangerous because most of the ice is below the surface. This hidden ice can damage a ship that is still a considerable distance from the visible ice. What fraction of the iceberg lies below the water level?

SOLUTION

Conceptualize You are likely familiar with the phrase, “That’s only the tip of the iceberg.” The origin of this popular saying is that most of the volume of a floating iceberg is beneath the surface of the water (Fig. 14.12b).

Categorize This example corresponds to Case 2 because only part of the iceberg is underneath the water. It is also a simple substitution problem involving Equation 14.6.

Evaluate Equation 14.6 using the densities of ice and seawater (Table 14.1):



Figure 14.12 (Example 14.6) (a) Much of the volume of this iceberg is beneath the water. (b) A ship can be damaged even when it is not near the visible ice.

$$f = \frac{V_{\text{disp}}}{V_{\text{ice}}} = \frac{\rho_{\text{ice}}}{\rho_{\text{seawater}}} = \frac{917 \text{ kg/m}^3}{1\,030 \text{ kg/m}^3} = 0.890 \text{ or } 89.0\%$$

Therefore, the visible fraction of ice above the water’s surface is about 11%. It is the unseen 89% below the water that represents the danger to a passing ship.

14.5 Fluid Dynamics

Thus far, our study of fluids has been restricted to fluids at rest. We now turn our attention to fluids in motion. When fluid is in motion, its flow can be characterized as being one of two main types. The flow is said to be **steady**, or **laminar**, if each particle of the fluid follows a smooth path such that the paths of different particles never cross each other as shown in Figure 14.13. In steady flow, every fluid particle arriving at a given point in space has the same velocity.

Above a certain critical speed, fluid flow becomes **turbulent**. Turbulent flow is irregular flow characterized by small whirlpool-like regions as shown in Figure 14.14.

The term **viscosity** is commonly used in the description of fluid flow to characterize the degree of internal friction in the fluid. This internal friction, or *viscous force*, is associated with the resistance that two adjacent layers of fluid have to moving relative to each other. Viscosity causes part of the fluid’s kinetic energy to be transformed to internal energy. This mechanism is similar to the one by which the kinetic energy of an object sliding over a rough, horizontal surface decreases as discussed in Sections 8.3 and 8.4.

Because the motion of real fluids is very complex and not fully understood, we make some simplifying assumptions in our approach. In our simplification model of **ideal fluid flow**, we make the following four assumptions:

1. **The fluid is nonviscous.** In a nonviscous fluid, internal friction is neglected. An object moving through the fluid experiences no viscous force.
2. **The flow is steady.** In steady (laminar) flow, all particles passing through a point have the same velocity.
3. **The fluid is incompressible.** The density of an incompressible fluid is constant.
4. **The flow is irrotational.** In irrotational flow, the fluid has no angular momentum about any point. If a small paddle wheel placed anywhere in the fluid does not rotate about the wheel’s center of mass, the flow is irrotational.



Figure 14.13 Laminar flow around an automobile in a test wind tunnel.



Figure 14.14 Hot gases from a cigarette made visible by smoke particles. The smoke first moves in laminar flow at the bottom and then in turbulent flow above.

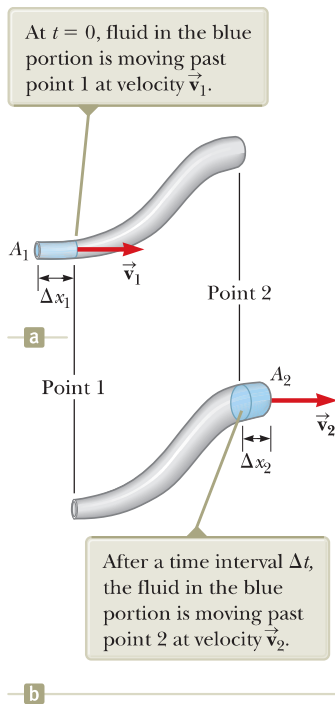


Figure 14.16 A fluid moving with steady flow through a pipe of varying cross-sectional area. (a) At $t = 0$, the small blue-colored portion of the fluid at the left is moving through area A_1 . (b) After a time interval Δt , the blue-colored portion shown here is that fluid that has moved through area A_2 .

Equation of Continuity for Fluids

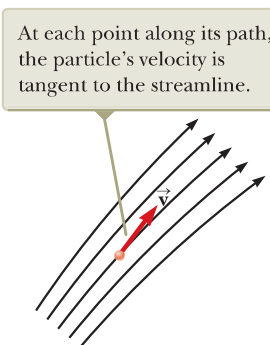


Figure 14.15 A particle in laminar flow follows a streamline.

The path taken by a fluid particle under steady flow is called a **streamline**. The velocity of the particle is always tangent to the streamline as shown in Figure 14.15. A set of streamlines like the ones shown in Figure 14.15 form a *tube of flow*. Fluid particles cannot flow into or out of the sides of this tube; if they could, the streamlines would cross one another.

Consider ideal fluid flow through a pipe of nonuniform size as illustrated in Figure 14.16. Let's focus our attention on a segment of fluid in the pipe. Figure 14.16a shows the segment at time $t = 0$ consisting of the gray portion between point 1 and point 2 and the short blue portion to the left of point 1. At this time, the fluid in the short blue portion is flowing through a cross section of area A_1 at speed v_1 . During the time interval Δt , the small length Δx_1 of fluid in the blue portion moves past point 1. During the same time interval, fluid at the right end of the segment moves past point 2 in the pipe. Figure 14.16b shows the situation at the end of the time interval Δt . The blue portion at the right end represents the fluid that has moved past point 2 through an area A_2 at a speed v_2 .

The mass of fluid contained in the blue portion in Figure 14.16a is given by $m_1 = \rho A_1 \Delta x_1 = \rho A_1 v_1 \Delta t$, where ρ is the (unchanging) density of the ideal fluid. Similarly, the fluid in the blue portion in Figure 14.16b has a mass $m_2 = \rho A_2 \Delta x_2 = \rho A_2 v_2 \Delta t$. Because the fluid is incompressible and the flow is steady, however, the mass of fluid that passes point 1 in a time interval Δt must equal the mass that passes point 2 in the same time interval. That is, $m_1 = m_2$ or $\rho A_1 v_1 \Delta t = \rho A_2 v_2 \Delta t$, which means that

$$A_1 v_1 = A_2 v_2 = \text{constant} \quad (14.7)$$

This expression is called the **equation of continuity for fluids**. It states that the product of the area and the fluid speed at all points along a pipe is constant for an incompressible fluid. Equation 14.7 shows that the speed is high where the tube is constricted (small A) and low where the tube is wide (large A). The product Av , which has the dimensions of volume per unit time, is called either the *volume flux* or the *flow rate*. The condition $Av = \text{constant}$ is equivalent to the statement that the volume of fluid that enters one end of a tube in a given time interval equals the volume leaving the other end of the tube in the same time interval if no leaks are present.

You demonstrate the equation of continuity each time you water your garden with your thumb over the end of a garden hose as in Figure 14.17. By partially block-



© Cengage Learning/George Sample

Figure 14.17 The speed of water spraying from the end of a garden hose increases as the size of the opening is decreased with the thumb.

ing the opening with your thumb, you reduce the cross-sectional area through which the water passes. As a result, the speed of the water increases as it exits the hose, and the water can be sprayed over a long distance.

Example 14.7 Watering a Garden

AM

A gardener uses a water hose to fill a 30.0-L bucket. The gardener notes that it takes 1.00 min to fill the bucket. A nozzle with an opening of cross-sectional area 0.500 cm^2 is then attached to the hose. The nozzle is held so that water is projected horizontally from a point 1.00 m above the ground. Over what horizontal distance can the water be projected?

SOLUTION

Conceptualize Imagine any past experience you have with projecting water from a horizontal hose or a pipe using either your thumb or a nozzle, which can be attached to the end of the hose. The faster the water is traveling as it leaves the hose, the farther it will land on the ground from the end of the hose.

Categorize Once the water leaves the hose, it is in free fall. Therefore, we categorize a given element of the water as a projectile. The element is modeled as a *particle under constant acceleration* (due to gravity) in the vertical direction and a *particle under constant velocity* in the horizontal direction. The horizontal distance over which the element is projected depends on the speed with which it is projected. This example involves a change in area for the pipe, so we also categorize it as one in which we use the continuity equation for fluids.

Analyze

Express the volume flow rate R in terms of area and speed of the water in the hose:

$$R = A_1 v_1$$

Solve for the speed of the water in the hose:

$$v_1 = \frac{R}{A_1}$$

We have labeled this speed v_1 because we identify point 1 within the hose. We identify point 2 in the air just outside the nozzle. We must find the speed $v_2 = v_{xi}$ with which the water exits the nozzle. The subscript i anticipates that it will be the *initial* velocity component of the water projected from the hose, and the subscript x indicates that the initial velocity vector of the projected water is horizontal.

Solve the continuity equation for fluids for v_2 :

$$(1) \quad v_2 = v_{xi} = \frac{A_1}{A_2} v_1 = \frac{A_1}{A_2} \left(\frac{R}{A_1} \right) = \frac{R}{A_2}$$

We now shift our thinking away from fluids and to projectile motion. In the vertical direction, an element of the water starts from rest and falls through a vertical distance of 1.00 m.

Write Equation 2.16 for the vertical position of an element of water, modeled as a particle under constant acceleration:

$$y_f = y_i + v_{yi}t - \frac{1}{2}gt^2$$

Call the initial position of the water $y_i = 0$ and recognize that the water begins with a vertical velocity component of zero. Solve for the time at which the water reaches the ground:

$$(2) \quad y_f = 0 + 0 - \frac{1}{2}gt^2 \rightarrow t = \sqrt{\frac{-2y_f}{g}}$$

Use Equation 2.7 to find the horizontal position of the element at this time, modeled as a particle under constant velocity:

$$x_f = x_i + v_{xi}t = 0 + v_2t = v_2t$$

Substitute from Equations (1) and (2):

$$x_f = \frac{R}{A_2} \sqrt{\frac{-2y_f}{g}}$$

Substitute numerical values:

$$x_f = \frac{30.0 \text{ L/min}}{0.500 \text{ cm}^2} \sqrt{\frac{-2(-1.00 \text{ m})}{9.80 \text{ m/s}^2}} \left(\frac{10^3 \text{ cm}^3}{1 \text{ L}} \right) \left(\frac{1 \text{ min}}{60 \text{ s}} \right) = 452 \text{ cm} = 4.52 \text{ m}$$

continued

14.7 continued

Finalize The time interval for the element of water to fall to the ground is unchanged if the projection speed is changed because the projection is horizontal. Increasing the projection speed results in the water hitting the ground farther from the end of the hose, but requires the same time interval to strike the ground.



© iStockphoto.com/ZL_09

Daniel Bernoulli

Swiss physicist (1700–1782)

Bernoulli made important discoveries in fluid dynamics. Bernoulli's most famous work, *Hydrodynamica*, was published in 1738; it is both a theoretical and a practical study of equilibrium, pressure, and speed in fluids. He showed that as the speed of a fluid increases, its pressure decreases. Referred to as "Bernoulli's principle," Bernoulli's work is used to produce a partial vacuum in chemical laboratories by connecting a vessel to a tube through which water is running rapidly.

14.6 Bernoulli's Equation

You have probably experienced driving on a highway and having a large truck pass you at high speed. In this situation, you may have had the frightening feeling that your car was being pulled in toward the truck as it passed. We will investigate the origin of this effect in this section.

As a fluid moves through a region where its speed or elevation above the Earth's surface changes, the pressure in the fluid varies with these changes. The relationship between fluid speed, pressure, and elevation was first derived in 1738 by Swiss physicist Daniel Bernoulli. Consider the flow of a segment of an ideal fluid through a nonuniform pipe in a time interval Δt as illustrated in Figure 14.18. This figure is very similar to Figure 14.16, which we used to develop the continuity equation. We have added two features: the forces on the outer ends of the blue portions of fluid and the heights of these portions above the reference position $y = 0$.

The force exerted on the segment by the fluid to the left of the blue portion in Figure 14.18a has a magnitude $P_1 A_1$. The work done by this force on the segment in a time interval Δt is $W_1 = F_1 \Delta x_1 = P_1 A_1 \Delta x_1 = P_1 V$, where V is the volume of the blue portion of fluid passing point 1 in Figure 14.18a. In a similar manner, the work done on the segment by the fluid to the right of the segment in the same time interval Δt is $W_2 = -P_2 A_2 \Delta x_2 = -P_2 V$, where V is the volume of the blue portion of fluid passing point 2 in Figure 14.18b. (The volumes of the blue portions of fluid in Figures 14.18a and 14.18b are equal because the fluid is incompressible.) This work is negative because the force on the segment of fluid is to the left and the displacement of the point of application of the force is to the right. Therefore, the net work done on the segment by these forces in the time interval Δt is

$$W = (P_1 - P_2)V$$

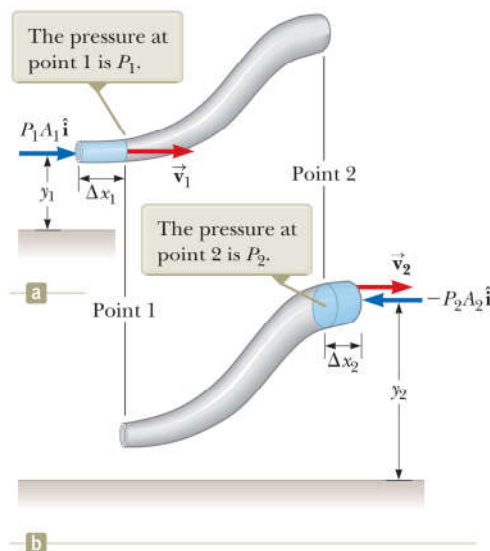


Figure 14.18 A fluid in laminar flow through a pipe. (a) A segment of the fluid at time $t = 0$. A small portion of the blue-colored fluid is at height y_1 above a reference position. (b) After a time interval Δt , the entire segment has moved to the right. The blue-colored portion of the fluid is that which has passed point 2 and is at height y_2 .

Part of this work goes into changing the kinetic energy of the segment of fluid, and part goes into changing the gravitational potential energy of the segment–Earth system. Because we are assuming streamline flow, the kinetic energy K_{gray} of the gray portion of the segment is the same in both parts of Figure 14.18. Therefore, the change in the kinetic energy of the segment of fluid is

$$\Delta K = \left(\frac{1}{2}mv_2^2 + K_{\text{gray}}\right) - \left(\frac{1}{2}mv_1^2 + K_{\text{gray}}\right) = \frac{1}{2}mv_2^2 - \frac{1}{2}mv_1^2$$

where m is the mass of the blue portions of fluid in both parts of Figure 14.18. (Because the volumes of both portions are the same, they also have the same mass.)

Considering the gravitational potential energy of the segment–Earth system, once again there is no change during the time interval for the gravitational potential energy U_{gray} associated with the gray portion of the fluid. Consequently, the change in gravitational potential energy of the system is

$$\Delta U = (mgy_2 + U_{\text{gray}}) - (mgy_1 + U_{\text{gray}}) = mgy_2 - mgy_1$$

From Equation 8.2, the total work done on the system by the fluid outside the segment is equal to the change in mechanical energy of the system: $W = \Delta K + \Delta U$. Substituting for each of these terms gives

$$(P_1 - P_2)V = \frac{1}{2}mv_2^2 - \frac{1}{2}mv_1^2 + mgy_2 - mgy_1$$

If we divide each term by the portion volume V and recall that $\rho = m/V$, this expression reduces to

$$P_1 - P_2 = \frac{1}{2}\rho v_2^2 - \frac{1}{2}\rho v_1^2 + \rho gy_2 - \rho gy_1$$

Rearranging terms gives

$$P_1 + \frac{1}{2}\rho v_1^2 + \rho gy_1 = P_2 + \frac{1}{2}\rho v_2^2 + \rho gy_2 \quad (14.8)$$

which is **Bernoulli's equation** as applied to an ideal fluid. This equation is often expressed as

$$P + \frac{1}{2}\rho v^2 + \rho gy = \text{constant} \quad (14.9)$$

◀ Bernoulli's equation

Bernoulli's equation shows that the pressure of a fluid decreases as the speed of the fluid increases. In addition, the pressure decreases as the elevation increases. This latter point explains why water pressure from faucets on the upper floors of a tall building is weak unless measures are taken to provide higher pressure for these upper floors.

When the fluid is at rest, $v_1 = v_2 = 0$ and Equation 14.8 becomes

$$P_1 - P_2 = \rho g(y_2 - y_1) = \rho gh$$

This result is in agreement with Equation 14.4.

Although Equation 14.9 was derived for an incompressible fluid, the general behavior of pressure with speed is true even for gases: as the speed increases, the pressure decreases. This *Bernoulli effect* explains the experience with the truck on the highway at the opening of this section. As air passes between you and the truck, it must pass through a relatively narrow channel. According to the continuity equation, the speed of the air is higher. According to the Bernoulli effect, this higher-speed air exerts less pressure on your car than the slower-moving air on the other side of your car. Therefore, there is a net force pushing you toward the truck!

- Quick Quiz 14.5** You observe two helium balloons floating next to each other at the ends of strings secured to a table. The facing surfaces of the balloons are separated by 1–2 cm. You blow through the small space between the balloons. What happens to the balloons? (a) They move toward each other. (b) They move away from each other. (c) They are unaffected.

Example 14.8 The Venturi Tube

The horizontal constricted pipe illustrated in Figure 14.19, known as a *Venturi tube*, can be used to measure the flow speed of an incompressible fluid. Determine the flow speed at point 2 of Figure 14.19a if the pressure difference $P_1 - P_2$ is known.

SOLUTION

Conceptualize Bernoulli's equation shows how the pressure of an ideal fluid decreases as its speed increases. Therefore, we should be able to calibrate a device to give us the fluid speed if we can measure pressure.

Categorize Because the problem states that the fluid is incompressible, we can categorize it as one in which we can use the equation of continuity for fluids and Bernoulli's equation.

Analyze Apply Equation 14.8 to points 1 and 2, noting that $y_1 = y_2$ because the pipe is horizontal:

$$(1) \quad P_1 + \frac{1}{2}\rho v_1^2 = P_2 + \frac{1}{2}\rho v_2^2$$

Solve the equation of continuity for v_1 :

$$v_1 = \frac{A_2}{A_1} v_2$$

Substitute this expression into Equation (1):

$$P_1 + \frac{1}{2}\rho \left(\frac{A_2}{A_1} \right)^2 v_2^2 = P_2 + \frac{1}{2}\rho v_2^2$$

Solve for v_2 :

$$v_2 = A_1 \sqrt{\frac{2(P_1 - P_2)}{\rho(A_1^2 - A_2^2)}}$$

Finalize From the design of the tube (areas A_1 and A_2) and measurements of the pressure difference $P_1 - P_2$, we can calculate the speed of the fluid with this equation. To see the relationship between fluid speed and pressure difference, place two empty soda cans on their sides about 2 cm apart on a table. Gently blow a stream of air horizontally between the cans and watch them roll together slowly due to a modest pressure difference between the stagnant air on their outside edges and the moving air between them. Now blow more strongly and watch the increased pressure difference move the cans together more rapidly.

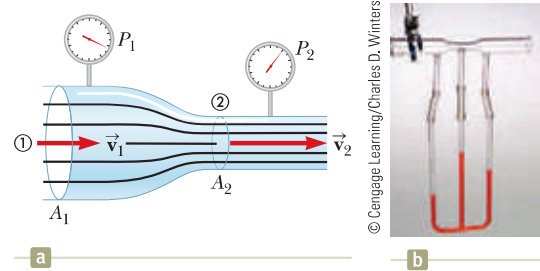


Figure 14.19 (Example 14.8) (a) Pressure P_1 is greater than pressure P_2 because $v_1 < v_2$. This device can be used to measure the speed of fluid flow. (b) A Venturi tube, located at the top of the photograph. The higher level of fluid in the middle column shows that the pressure at the top of the column, which is in the constricted region of the Venturi tube, is lower.

Example 14.9 Torricelli's Law AM

An enclosed tank containing a liquid of density ρ has a hole in its side at a distance y_1 from the tank's bottom (Fig. 14.20). The hole is open to the atmosphere, and its diameter is much smaller than the diameter of the tank. The air above the liquid is maintained at a pressure P . Determine the speed of the liquid as it leaves the hole when the liquid's level is a distance h above the hole.

SOLUTION

Conceptualize Imagine that the tank is a fire extinguisher. When the hole is opened, liquid leaves the hole with a certain speed. If the pressure P at the top of the liquid is increased, the liquid leaves with a higher speed. If the pressure P falls too low, the liquid leaves with a low speed and the extinguisher must be replaced.

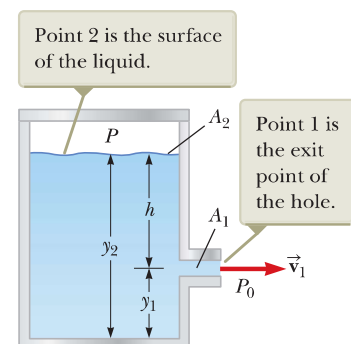


Figure 14.20 (Example 14.9) A liquid leaves a hole in a tank at speed v_1 .

► 14.9 continued

Categorize Looking at Figure 14.20, we know the pressure at two points and the velocity at one of those points. We wish to find the velocity at the second point. Therefore, we can categorize this example as one in which we can apply Bernoulli's equation.

Analyze Because $A_2 \gg A_1$, the liquid is approximately at rest at the top of the tank, where the pressure is P . At the hole, P_1 is equal to atmospheric pressure P_0 .

Apply Bernoulli's equation between points 1 and 2:

$$P_0 + \frac{1}{2}\rho v_1^2 + \rho g y_1 = P + \rho g y_2$$

Solve for v_1 , noting that $y_2 - y_1 = h$:

$$v_1 = \sqrt{\frac{2(P - P_0)}{\rho} + 2gh}$$

Finalize When P is much greater than P_0 (so that the term $2gh$ can be neglected), the exit speed of the water is mainly a function of P . If the tank is open to the atmosphere, then $P = P_0$ and $v_1 = \sqrt{2gh}$. In other words, for an open tank, the speed of the liquid leaving a hole a distance h below the surface is equal to that acquired by an object falling freely through a vertical distance h . This phenomenon is known as *Torricelli's law*.

WHAT IF? What if the position of the hole in Figure 14.20 could be adjusted vertically? If the tank is open to the atmosphere and sitting on a table, what position of the hole would cause the water to land on the table at the farthest distance from the tank?

Answer Model a parcel of water exiting the hole as a projectile. From the *particle under constant acceleration* model, find the time at which the parcel strikes the table from a hole at an arbitrary position y_1 :

$$y_f = y_i + v_{yi}t - \frac{1}{2}gt^2$$

$$0 = y_1 + 0 - \frac{1}{2}gt^2$$

$$t = \sqrt{\frac{2y_1}{g}}$$

From the *particle under constant velocity* model, find the horizontal position of the parcel at the time it strikes the table:

$$\begin{aligned} x_f &= x_i + v_{xi}t = 0 + \sqrt{2g(y_2 - y_1)} \sqrt{\frac{2y_1}{g}} \\ &= 2\sqrt{(y_2 y_1 - y_1^2)} \end{aligned}$$

Maximize the horizontal position by taking the derivative of x_f with respect to y_1 (because y_1 , the height of the hole, is the variable that can be adjusted) and setting it equal to zero:

$$\frac{dx_f}{dy_1} = \frac{1}{2}(2)(y_2 y_1 - y_1^2)^{-1/2}(y_2 - 2y_1) = 0$$

Solve for y_1 :

$$y_1 = \frac{1}{2}y_2$$

Therefore, to maximize the horizontal distance, the hole should be halfway between the bottom of the tank and the upper surface of the water. Below this location, the water is projected at a higher speed but falls for a short time interval, reducing the horizontal range. Above this point, the water is in the air for a longer time interval but is projected with a smaller horizontal speed.

14.7 Other Applications of Fluid Dynamics

Consider the streamlines that flow around an airplane wing as shown in Figure 14.21 on page 434. Let's assume the airstream approaches the wing horizontally from the right with a velocity \vec{v}_1 . The tilt of the wing causes the airstream to be deflected downward with a velocity \vec{v}_2 . Because the airstream is deflected by the wing, the wing must exert a force on the airstream. According to Newton's third law, the airstream exerts a force \vec{F} on the wing that is equal in magnitude and

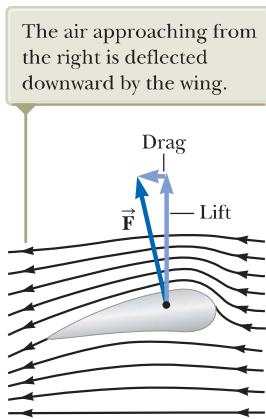


Figure 14.21 Streamline flow around a moving airplane wing. By Newton's third law, the air deflected by the wing results in an upward force on the wing from the air: *lift*. Because of air resistance, there is also a force opposite the velocity of the wing: *drag*.

opposite in direction. This force has a vertical component called **lift** (or aerodynamic lift) and a horizontal component called **drag**. The lift depends on several factors, such as the speed of the airplane, the area of the wing, the wing's curvature, and the angle between the wing and the horizontal. The curvature of the wing surfaces causes the pressure above the wing to be lower than that below the wing due to the Bernoulli effect. This pressure difference assists with the lift on the wing. As the angle between the wing and the horizontal increases, turbulent flow can set in above the wing to reduce the lift.

In general, an object moving through a fluid experiences lift as the result of any effect that causes the fluid to change its direction as it flows past the object. Some factors that influence lift are the shape of the object, its orientation with respect to the fluid flow, any spinning motion it might have, and the texture of its surface. For example, a golf ball struck with a club is given a rapid backspin due to the slant of the club. The dimples on the ball increase the friction force between the ball and the air so that air adheres to the ball's surface. Figure 14.22 shows air adhering to the ball and being deflected downward as a result. Because the ball pushes the air down, the air must push up on the ball. Without the dimples, the friction force is lower and the golf ball does not travel as far. It may seem counterintuitive to increase the range by increasing the friction force, but the lift gained by spinning the ball more than compensates for the loss of range due to the effect of friction on the translational motion of the ball. For the same reason, a baseball's cover helps the spinning ball "grab" the air rushing by and helps deflect it when a "curve ball" is thrown.

A number of devices operate by means of the pressure differentials that result from differences in a fluid's speed. For example, a stream of air passing over one end of an open tube, the other end of which is immersed in a liquid, reduces the pressure above the tube as illustrated in Figure 14.23. This reduction in pressure causes the liquid to rise into the airstream. The liquid is then dispersed into a fine spray of droplets. You might recognize that this *atomizer* is used in perfume bottles and paint sprayers.

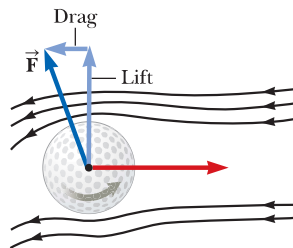


Figure 14.22 Because of the deflection of air, a spinning golf ball experiences a lifting force that allows it to travel much farther than it would if it were not spinning.

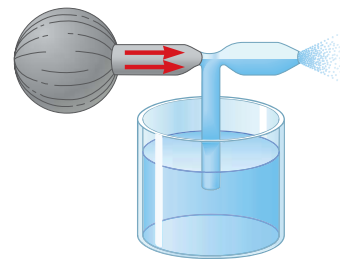


Figure 14.23 A stream of air passing over a tube dipped into a liquid causes the liquid to rise in the tube.

Summary

Definitions

The **pressure** P in a fluid is the force per unit area exerted by the fluid on a surface:

$$P \equiv \frac{F}{A} \quad (14.1)$$

In the SI system, pressure has units of newtons per square meter (N/m^2), and $1 \text{ N/m}^2 = 1 \text{ pascal (Pa)}$.

Concepts and Principles

The pressure in a fluid at rest varies with depth h in the fluid according to the expression

$$P = P_0 + \rho gh \quad (14.4)$$

where P_0 is the pressure at $h = 0$ and ρ is the density of the fluid, assumed uniform.

Pascal's law states that when pressure is applied to an enclosed fluid, the pressure is transmitted undiminished to every point in the fluid and to every point on the walls of the container.

When an object is partially or fully submerged in a fluid, the fluid exerts on the object an upward force called the **buoyant force**. According to **Archimedes's principle**, the magnitude of the buoyant force is equal to the weight of the fluid displaced by the object:

$$B = \rho_{\text{fluid}} g V_{\text{disp}} \quad (14.5)$$

The flow rate (volume flux) through a pipe that varies in cross-sectional area is constant; that is equivalent to stating that the product of the cross-sectional area A and the speed v at any point is a constant. This result is expressed in the **equation of continuity for fluids**:

$$A_1 v_1 = A_2 v_2 = \text{constant} \quad (14.7)$$

The sum of the pressure, kinetic energy per unit volume, and gravitational potential energy per unit volume has the same value at all points along a streamline for an ideal fluid. This result is summarized in **Bernoulli's equation**:

$$P + \frac{1}{2}\rho v^2 + \rho gy = \text{constant} \quad (14.9)$$

Objective Questions

I. denotes answer available in *Student Solutions Manual/Study Guide*

1. Figure OQ14.1 shows aerial views from directly above two dams. Both dams are equally wide (the vertical dimension in the diagram) and equally high (into the page in the diagram). The dam on the left holds back a very large lake, and the dam on the right holds back a narrow river. Which dam has to be built more strongly? (a) the dam on the left (b) the dam on the right (c) both the same (d) cannot be predicted

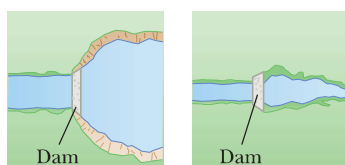


Figure OQ14.1

2. A beach ball filled with air is pushed about 1 m below the surface of a swimming pool and released from rest. Which of the following statements are valid, assuming the size of the ball remains the same? (Choose all correct statements.) (a) As the ball rises in the pool, the buoyant force on it increases. (b) When the ball is released, the buoyant force exceeds the gravitational force, and the ball accelerates upward. (c) The buoyant force on the ball decreases as the ball approaches the surface of the pool. (d) The buoyant force on the ball equals its weight and remains constant as the ball rises. (e) The buoyant force on the ball while it is submerged is approximately equal to the weight of a volume of water that could fill the ball.
3. A wooden block floats in water, and a steel object is attached to the bottom of the block by a string as in Figure OQ14.3. If the block remains floating, which

of the following statements are valid? (Choose all correct statements.) (a) The buoyant force on the steel object is equal to its weight. (b) The buoyant force on the block is equal to its weight. (c) The tension in the string is equal to the weight of the steel object. (d) The tension in the string is less than the weight of the steel object. (e) The buoyant force on the block is equal to the volume of water it displaces.

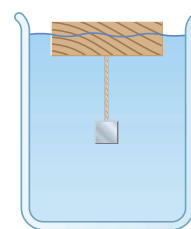


Figure OQ14.3

4. An apple is held completely submerged just below the surface of water in a container. The apple is then moved to a deeper point in the water. Compared with the force needed to hold the apple just below the surface, what is the force needed to hold it at the deeper point? (a) larger (b) the same (c) smaller (d) impossible to determine
5. A beach ball is made of thin plastic. It has been inflated with air, but the plastic is not stretched. By swimming with fins on, you manage to take the ball from the surface of a pool to the bottom. Once the ball is completely submerged, what happens to the buoyant force exerted on the beach ball as you take it deeper? (a) It increases. (b) It remains constant. (c) It decreases. (d) It is impossible to determine.

6. A solid iron sphere and a solid lead sphere of the same size are each suspended by strings and are submerged in a tank of water. (Note that the density of lead is greater than that of iron.) Which of the following statements are valid? (Choose all correct statements.) (a) The buoyant force on each is the same. (b) The buoyant force on the lead sphere is greater than the buoyant force on the iron sphere because lead has the greater density. (c) The tension in the string supporting the lead sphere is greater than the tension in the string supporting the iron sphere. (d) The buoyant force on the iron sphere is greater than the buoyant force on the lead sphere because lead displaces more water. (e) None of those statements is true.
7. Three vessels of different shapes are filled to the same level with water as in Figure OQ14.7. The area of the base is the same for all three vessels. Which of the following statements are valid? (Choose all correct statements.) (a) The pressure at the top surface of vessel A is greatest because it has the largest surface area. (b) The pressure at the bottom of vessel A is greatest because it contains the most water. (c) The pressure at the bottom of each vessel is the same. (d) The force on the bottom of each vessel is not the same. (e) At a given depth below the surface of each vessel, the pressure on the side of vessel A is greatest because of its slope.

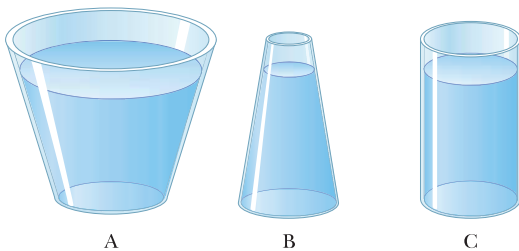


Figure OQ14.7

8. One of the predicted problems due to global warming is that ice in the polar ice caps will melt and raise sea levels everywhere in the world. Is that more of a worry for ice (a) at the north pole, where most of the ice floats on water; (b) at the south pole, where most of the ice sits on land; (c) both at the north and south pole equally; or (d) at neither pole?
9. A boat develops a leak and, after its passengers are rescued, eventually sinks to the bottom of a lake. When the boat is at the bottom, what is the force of the lake bottom on the boat? (a) greater than the weight of the boat (b) equal to the weight of the boat (c) less than the weight of the boat (d) equal to the weight of the displaced water (e) equal to the buoyant force on the boat
10. A small piece of steel is tied to a block of wood. When the wood is placed in a tub of water with the steel on top, half of the block is submerged. Now the block is inverted so that the steel is under water. (i) Does the amount of the block submerged (a) increase, (b) decrease, or (c) remain the same? (ii) What happens to the water level in the tub when the block is inverted? (a) It rises. (b) It falls. (c) It remains the same.
11. A piece of unpainted porous wood barely floats in an open container partly filled with water. The container is then sealed and pressurized above atmospheric pressure. What happens to the wood? (a) It rises in the water. (b) It sinks lower in the water. (c) It remains at the same level.
12. A person in a boat floating in a small pond throws an anchor overboard. What happens to the level of the pond? (a) It rises. (b) It falls. (c) It remains the same.
13. Rank the buoyant forces exerted on the following five objects of equal volume from the largest to the smallest. Assume the objects have been dropped into a swimming pool and allowed to come to mechanical equilibrium. If any buoyant forces are equal, state that in your ranking. (a) a block of solid oak (b) an aluminum block (c) a beach ball made of thin plastic and inflated with air (d) an iron block (e) a thin-walled, sealed bottle of water
14. A water supply maintains a constant rate of flow for water in a hose. You want to change the opening of the nozzle so that water leaving the nozzle will reach a height that is four times the current maximum height the water reaches with the nozzle vertical. To do so, should you (a) decrease the area of the opening by a factor of 16, (b) decrease the area by a factor of 8, (c) decrease the area by a factor of 4, (d) decrease the area by a factor of 2, or (e) give up because it cannot be done?
15. A glass of water contains floating ice cubes. When the ice melts, does the water level in the glass (a) go up, (b) go down, or (c) remain the same?
16. An ideal fluid flows through a horizontal pipe whose diameter varies along its length. Measurements would indicate that the sum of the kinetic energy per unit volume and pressure at different sections of the pipe would (a) decrease as the pipe diameter increases, (b) increase as the pipe diameter increases, (c) increase as the pipe diameter decreases, (d) decrease as the pipe diameter decreases, or (e) remain the same as the pipe diameter changes.

Conceptual Questions

1. denotes answer available in *Student Solutions Manual/Study Guide*

1. When an object is immersed in a liquid at rest, why is the net force on the object in the horizontal direction equal to zero?
2. Two thin-walled drinking glasses having equal base areas but different shapes, with very different cross-sectional areas above the base, are filled to the same level with water. According to the expression $P = P_0 + \rho gh$, the pressure is the same at the bottom of both glasses. In view of this equality, why does one weigh more than the other?
3. Because atmospheric pressure is about 10^5 N/m^2 and the area of a person's chest is about 0.13 m^2 , the force of the

atmosphere on one's chest is around 13 000 N. In view of this enormous force, why don't our bodies collapse?

4. A fish rests on the bottom of a bucket of water while the bucket is being weighed on a scale. When the fish begins to swim around, does the scale reading change? Explain your answer.
5. You are a passenger on a spacecraft. For your survival and comfort, the interior contains air just like that at the surface of the Earth. The craft is coasting through a very empty region of space. That is, a nearly perfect vacuum exists just outside the wall. Suddenly, a meteoroid pokes a hole, about the size of a large coin, right through the wall next to your seat. (a) What happens? (b) Is there anything you can or should do about it?
6. If the airstream from a hair dryer is directed over a table-tennis ball, the ball can be levitated. Explain.
7. A water tower is a common sight in many communities. Figure CQ14.7 shows a collection of colorful water towers in Kuwait City, Kuwait. Notice that the large weight of the water results in the center of mass of the system being high above the ground. Why is it desirable for a water tower to have this highly unstable shape rather than being shaped as a tall cylinder?



Figure CQ14.7

8. If you release a ball while inside a freely falling elevator, the ball remains in front of you rather than falling to the floor because the ball, the elevator, and you all experience the same downward gravitational acceleration. What happens if you repeat this experiment with a helium-filled balloon?
9. (a) Is the buoyant force a conservative force? (b) Is a potential energy associated with the buoyant force? (c) Explain your answers to parts (a) and (b).
10. An empty metal soap dish barely floats in water. A bar of Ivory soap floats in water. When the soap is stuck in the soap dish, the combination sinks. Explain why.
11. How would you determine the density of an irregularly shaped rock?
12. Place two cans of soft drinks, one regular and one diet, in a container of water. You will find that the diet drink floats while the regular one sinks. Use Archimedes's principle to devise an explanation.
13. The water supply for a city is often provided from reservoirs built on high ground. Water flows from the reservoir, through pipes, and into your home when you turn the tap on your faucet. Why does water flow more rapidly out of a faucet on the first floor of a building than in an apartment on a higher floor?

14. Does a ship float higher in the water of an inland lake or in the ocean? Why?
15. When ski jumpers are airborne (Fig. CQ14.15), they bend their bodies forward and keep their hands at their sides. Why?



Figure CQ14.15

16. Why do airplane pilots prefer to take off with the airplane facing into the wind?
17. Prairie dogs ventilate their burrows by building a mound around one entrance, which is open to a stream of air when wind blows from any direction. A second entrance at ground level is open to almost stagnant air. How does this construction create an airflow through the burrow?
18. In Figure CQ14.18, an airstream moves from right to left through a tube that is constricted at the middle. Three table-tennis balls are levitated in equilibrium above the vertical columns through which the air escapes. (a) Why is the ball at the right higher than the one in the middle? (b) Why is the ball at the left lower than the ball at the right even though the horizontal tube has the same dimensions at these two points?



Figure CQ14.18

19. A typical silo on a farm has many metal bands wrapped around its perimeter for support as shown in Figure CQ14.19. Why is the spacing between successive bands smaller for the lower portions of the silo on the left, and why are double bands used at lower portions of the silo on the right?



Figure CQ14.19

Problems



The problems found in this chapter may be assigned online in Enhanced WebAssign

1. straightforward; 2. intermediate;
3. challenging

1. full solution available in the *Student Solutions Manual/Study Guide*

AMT Analysis Model tutorial available in Enhanced WebAssign

GP Guided Problem

M Master It tutorial available in Enhanced WebAssign

W Watch It video solution available in Enhanced WebAssign

Note: In all problems, assume the density of air is the 20°C value from Table 14.1, 1.20 kg/m^3 , unless noted otherwise.

Section 14.1 Pressure

1. A large man sits on a four-legged chair with his feet off the floor. The combined mass of the man and chair is 95.0 kg. If the chair legs are circular and have a radius of 0.500 cm at the bottom, what pressure does each leg exert on the floor?
2. The nucleus of an atom can be modeled as several protons and neutrons closely packed together. Each particle has a mass of $1.67 \times 10^{-27} \text{ kg}$ and radius on the order of 10^{-15} m . (a) Use this model and the data provided to estimate the density of the nucleus of an atom. (b) Compare your result with the density of a material such as iron. What do your result and comparison suggest concerning the structure of matter?
3. A 50.0-kg woman wearing high-heeled shoes is invited into a home in which the kitchen has vinyl floor covering. The heel on each shoe is circular and has a radius of 0.500 cm. (a) If the woman balances on one heel, what pressure does she exert on the floor? (b) Should the homeowner be concerned? Explain your answer.
4. Estimate the total mass of the Earth's atmosphere. (The radius of the Earth is $6.37 \times 10^6 \text{ m}$, and atmospheric pressure at the surface is $1.013 \times 10^5 \text{ Pa}$.)

5. Calculate the mass of a solid gold rectangular bar that has dimensions of $4.50 \text{ cm} \times 11.0 \text{ cm} \times 26.0 \text{ cm}$.

Section 14.2 Variation of Pressure with Depth

6. (a) A very powerful vacuum cleaner has a hose 2.86 cm in diameter. With the end of the hose placed perpendicularly on the flat face of a brick, what is the weight of the heaviest brick that the cleaner can lift? (b) **What If?** An octopus uses one sucker of diameter 2.86 cm on each of the two shells of a clam in an attempt to pull the shells apart. Find the greatest force the octopus can exert on a clamshell in salt water 32.3 m deep.
7. The spring of the pressure gauge shown in Figure P14.7 has a force constant of $1\,250 \text{ N/m}$, and the piston has a diameter of 1.20 cm. As the gauge is lowered into water in a lake, what change in depth causes the piston to move in by 0.750 cm?

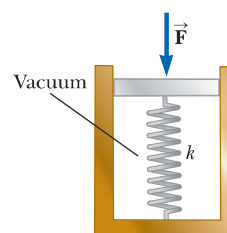


Figure P14.7

8. The small piston of a hydraulic lift (Fig. P14.8) has a cross-sectional area of 3.00 cm^2 , and its large piston has a cross-sectional area of 200 cm^2 . What downward force of magnitude F_1 must be applied to the small piston for the lift to raise a load whose weight is $F_g = 15.0 \text{ kN}$?

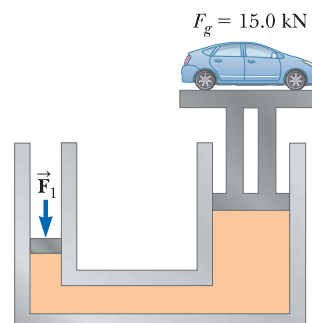


Figure P14.8

9. What must be the contact area between a suction cup (completely evacuated) and a ceiling if the cup is to support the weight of an 80.0-kg student?
10. A swimming pool has dimensions $30.0 \text{ m} \times 10.0 \text{ m}$ and a flat bottom. When the pool is filled to a depth of 2.00 m with fresh water, what is the force exerted by the water on (a) the bottom? (b) On each end? (c) On each side?
11. (a) Calculate the absolute pressure at the bottom of a freshwater lake at a point whose depth is 27.5 m. Assume the density of the water is $1.00 \times 10^3 \text{ kg/m}^3$ and that the air above is at a pressure of 101.3 kPa. (b) What force is exerted by the water on the window of an underwater vehicle at this depth if the window is circular and has a diameter of 35.0 cm?
12. *Why is the following situation impossible?* Figure P14.12 shows Superman attempting to drink cold water

through a straw of length $\ell = 12.0$ m. The walls of the tubular straw are very strong and do not collapse. With his great strength, he achieves maximum possible suction and enjoys drinking the cold water.

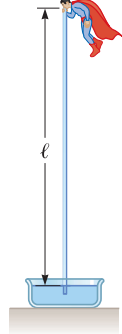


Figure P14.12

13. For the cellar of a new house, a hole is dug in the ground, with vertical sides going down 2.40 m. A concrete foundation wall is built all the way across the 9.60-m width of the excavation. This foundation wall is 0.183 m away from the front of the cellar hole. During a rainstorm, drainage from the street fills up the space in front of the concrete wall, but not the cellar behind the wall. The water does not soak into the clay soil. Find the force the water causes on the foundation wall. For comparison, the weight of the water is given by $2.40 \text{ m} \times 9.60 \text{ m} \times 0.183 \text{ m} \times 1000 \text{ kg/m}^3 \times 9.80 \text{ m/s}^2 = 41.3 \text{ kN}$.
14. A container is filled to a depth of 20.0 cm with water. On top of the water floats a 30.0-cm-thick layer of oil with specific gravity 0.700. What is the absolute pressure at the bottom of the container?
15. **Review.** The tank in Figure P14.15 is filled with water of depth $d = 2.00$ m. At the bottom of one sidewall is a rectangular hatch of height $h = 1.00$ m and width $w = 2.00$ m that is hinged at the top of the hatch. (a) Determine the magnitude of the force the water exerts on the hatch. (b) Find the magnitude of the torque exerted by the water about the hinges.

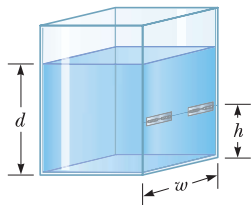


Figure P14.15

Problems 15 and 16.

16. **Review.** The tank in Figure P14.15 is filled with water of depth d . At the bottom of one sidewall is a rectangular hatch of height h and width w that is hinged at the top of the hatch. (a) Determine the magnitude of the force the water exerts on the hatch. (b) Find the magnitude of the torque exerted by the water about the hinges.

17. **Review.** Piston ① in Figure P14.17 has a diameter of 0.250 in. Piston ② has a diameter of 1.50 in. Determine the magnitude F of the force necessary to support the 500-lb load in the absence of friction.

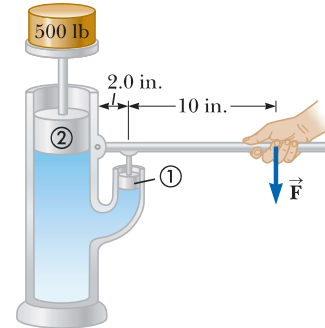


Figure P14.17

18. **Review.** A solid sphere of brass (bulk modulus of $14.0 \times 10^{10} \text{ N/m}^2$) with a diameter of 3.00 m is thrown into the ocean. By how much does the diameter of the sphere decrease as it sinks to a depth of 1.00 km?

Section 14.3 Pressure Measurements

19. Normal atmospheric pressure is $1.013 \times 10^5 \text{ Pa}$. The approach of a storm causes the height of a mercury barometer to drop by 20.0 mm from the normal height. What is the atmospheric pressure?
20. The human brain and spinal cord are immersed in the cerebrospinal fluid. The fluid is normally continuous between the cranial and spinal cavities and exerts a pressure of 100 to 200 mm of H_2O above the prevailing atmospheric pressure. In medical work, pressures are often measured in units of millimeters of H_2O because body fluids, including the cerebrospinal fluid, typically have the same density as water. The pressure of the cerebrospinal fluid can be measured by means of a *spinal tap* as illustrated in Figure P14.20. A hollow tube is inserted into the spinal column, and the height to which the fluid rises is observed. If the fluid rises to a height of 160 mm, we write its gauge pressure as 160 mm H_2O . (a) Express this pressure in pascals, in atmospheres, and in millimeters of mercury. (b) Some conditions that block or inhibit the flow of cerebrospinal fluid can be investigated by means of *Queckenstedt's test*. In this procedure, the veins in the patient's neck are compressed to make the blood pressure rise in the brain, which in turn should be transmitted to the cerebrospinal fluid. Explain how the level of fluid in the spinal tap can be used as a diagnostic tool for the condition of the patient's spine.

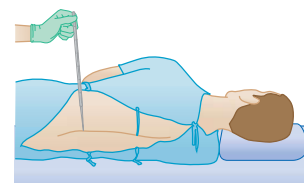


Figure P14.20

- 21.** Blaise Pascal duplicated Torricelli's barometer using a red Bordeaux wine, of density 984 kg/m^3 , as the working liquid (Fig. P14.21). (a) What was the height h of the wine column for normal atmospheric pressure? (b) Would you expect the vacuum above the column to be as good as for mercury?

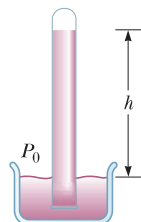


Figure P14.21

- 22.** Mercury is poured into a U-tube as shown in Figure P14.22a. The left arm of the tube has cross-sectional area A_1 of 10.0 cm^2 , and the right arm has a cross-sectional area A_2 of 5.00 cm^2 . One hundred grams of water are then poured into the right arm as shown in Figure P14.22b. (a) Determine the length of the water column in the right arm of the U-tube. (b) Given that the density of mercury is 13.6 g/cm^3 , what distance h does the mercury rise in the left arm?

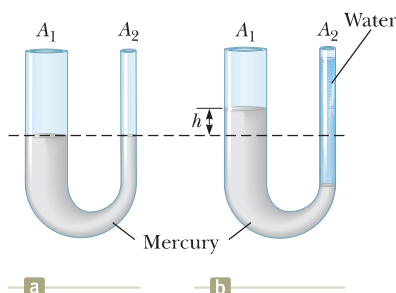


Figure P14.22

- 23.** A backyard swimming pool with a circular base of diameter 6.00 m is filled to depth 1.50 m . (a) Find the absolute pressure at the bottom of the pool. (b) Two persons with combined mass 150 kg enter the pool and float quietly there. No water overflows. Find the pressure increase at the bottom of the pool after they enter the pool and float.
- 24.** A tank with a flat bottom of area A and vertical sides is filled to a depth h with water. The pressure is P_0 at the top surface. (a) What is the absolute pressure at the bottom of the tank? (b) Suppose an object of mass M and density less than the density of water is placed into the tank and floats. No water overflows. What is the resulting increase in pressure at the bottom of the tank?

Section 14.4 Buoyant Forces and Archimedes's Principle

- 25.** A table-tennis ball has a diameter of 3.80 cm and average density of 0.0840 g/cm^3 . What force is required to hold it completely submerged under water?
- 26.** The gravitational force exerted on a solid object is 5.00 N . When the object is suspended from a spring

scale and submerged in water, the scale reads 3.50 N (Fig. P14.26). Find the density of the object.

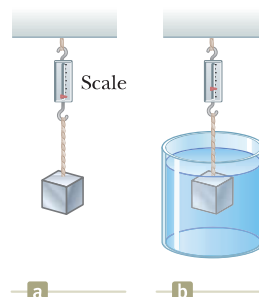


Figure P14.26 Problems 26 and 27.

- 27.** A 10.0-kg block of metal measuring 12.0 cm by 10.0 cm is suspended from a scale and immersed in water as shown in Figure P14.26b. The 12.0-cm dimension is vertical, and the top of the block is 5.00 cm below the surface of the water. (a) What are the magnitudes of the forces acting on the top and on the bottom of the block due to the surrounding water? (b) What is the reading of the spring scale? (c) Show that the buoyant force equals the difference between the forces at the top and bottom of the block.
- 28.** A light balloon is filled with 400 m^3 of helium at atmospheric pressure. (a) At 0°C , the balloon can lift a payload of what mass? (b) **What If?** In Table 14.1, observe that the density of hydrogen is nearly half the density of helium. What load can the balloon lift if filled with hydrogen?
- 29.** A cube of wood having an edge dimension of 20.0 cm and a density of 650 kg/m^3 floats on water. (a) What is the distance from the horizontal top surface of the cube to the water level? (b) What mass of lead should be placed on the cube so that the top of the cube will be just level with the water surface?
- 30.** The United States possesses the ten largest warships in the world, aircraft carriers of the *Nimitz* class. Suppose one of the ships bobs up to float 11.0 cm higher in the ocean water when 50 fighters take off from it in a time interval of 25 min , at a location where the free-fall acceleration is 9.78 m/s^2 . The planes have an average laden mass of $29\,000 \text{ kg}$. Find the horizontal area enclosed by the waterline of the ship.
- 31.** A plastic sphere floats in water with 50.0% of its volume submerged. This same sphere floats in glycerin with 40.0% of its volume submerged. Determine the densities of (a) the glycerin and (b) the sphere.
- 32.** A spherical vessel used for deep-sea exploration has a radius of 1.50 m and a mass of $1.20 \times 10^4 \text{ kg}$. To dive, the vessel takes on mass in the form of seawater. Determine the mass the vessel must take on if it is to descend at a constant speed of 1.20 m/s , when the resistive force on it is $1\,100 \text{ N}$ in the upward direction. The density of seawater is equal to $1.03 \times 10^3 \text{ kg/m}^3$.
- 33.** A wooden block of volume $5.24 \times 10^{-4} \text{ m}^3$ floats in water, and a small steel object of mass m is placed on top of the block. When $m = 0.310 \text{ kg}$, the system is in

equilibrium and the top of the wooden block is at the level of the water. (a) What is the density of the wood? (b) What happens to the block when the steel object is replaced by an object whose mass is less than 0.310 kg? (c) What happens to the block when the steel object is replaced by an object whose mass is greater than 0.310 kg?

34. The weight of a rectangular block of low-density material is 15.0 N. With a thin string, the center of the horizontal bottom face of the block is tied to the bottom of a beaker partly filled with water. When 25.0% of the block's volume is submerged, the tension in the string is 10.0 N. (a) Find the buoyant force on the block. (b) Oil of density 800 kg/m^3 is now steadily added to the beaker, forming a layer above the water and surrounding the block. The oil exerts forces on each of the four sidewalls of the block that the oil touches. What are the directions of these forces? (c) What happens to the string tension as the oil is added? Explain how the oil has this effect on the string tension. (d) The string breaks when its tension reaches 60.0 N. At this moment, 25.0% of the block's volume is still below the water line. What additional fraction of the block's volume is below the top surface of the oil?
35. A large weather balloon whose mass is 226 kg is filled with helium gas until its volume is 325 m^3 . Assume the density of air is 1.20 kg/m^3 and the density of helium is 0.179 kg/m^3 . (a) Calculate the buoyant force acting on the balloon. (b) Find the net force on the balloon and determine whether the balloon will rise or fall after it is released. (c) What additional mass can the balloon support in equilibrium?
36. A *hydrometer* is an instrument used to determine liquid density. A simple one is sketched in Figure P14.36. The bulb of a syringe is squeezed and released to let the atmosphere lift a sample of the liquid of interest into a tube containing a calibrated rod of known density. The rod, of length L and average density ρ_0 , floats partially immersed in the liquid of density ρ . A length h of the rod protrudes above the surface of the liquid. Show that the density of the liquid is given by

$$\rho = \frac{\rho_0 L}{L - h}$$

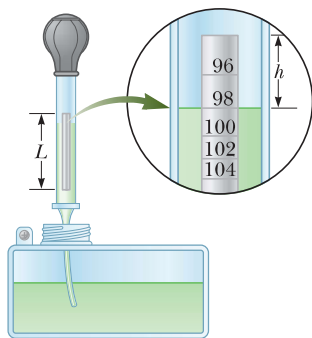


Figure P14.36 Problems 36 and 37.

37. Refer to Problem 36 and Figure P14.36. A hydrometer is to be constructed with a cylindrical floating rod. Nine

fiduciary marks are to be placed along the rod to indicate densities of 0.98 g/cm^3 , 1.00 g/cm^3 , 1.02 g/cm^3 , 1.04 g/cm^3 , \dots , 1.14 g/cm^3 . The row of marks is to start 0.200 cm from the top end of the rod and end 1.80 cm from the top end. (a) What is the required length of the rod? (b) What must be its average density? (c) Should the marks be equally spaced? Explain your answer.

38. On October 21, 2001, Ian Ashpole of the United Kingdom achieved a record altitude of 3.35 km (11 000 ft) powered by 600 toy balloons filled with helium. Each filled balloon had a radius of about 0.50 m and an estimated mass of 0.30 kg. (a) Estimate the total buoyant force on the 600 balloons. (b) Estimate the net upward force on all 600 balloons. (c) Ashpole parachuted to the Earth after the balloons began to burst at the high altitude and the buoyant force decreased. Why did the balloons burst?

39. How many cubic meters of helium are required to lift a light balloon with a 400-kg payload to a height of 8 000 m? Take $\rho_{\text{He}} = 0.179 \text{ kg/m}^3$. Assume the balloon maintains a constant volume and the density of air decreases with the altitude z according to the expression $\rho_{\text{air}} = \rho_0 e^{-z/8000}$, where z is in meters and $\rho_0 = 1.20 \text{ kg/m}^3$ is the density of air at sea level.

Section 14.5 Fluid Dynamics

Section 14.6 Bernoulli's Equation

40. Water flowing through a garden hose of diameter 2.74 cm fills a 25-L bucket in 1.50 min. (a) What is the speed of the water leaving the end of the hose? (b) A nozzle is now attached to the end of the hose. If the nozzle diameter is one-third the diameter of the hose, what is the speed of the water leaving the nozzle?
41. A large storage tank, open at the top and filled with water, develops a small hole in its side at a point 16.0 m below the water level. The rate of flow from the leak is found to be $2.50 \times 10^{-3} \text{ m}^3/\text{min}$. Determine (a) the speed at which the water leaves the hole and (b) the diameter of the hole.
42. Water moves through a constricted pipe in steady, ideal flow. At the lower point shown in Figure P14.42, the pressure is $P_1 = 1.75 \times 10^4 \text{ Pa}$ and the pipe diameter is 6.00 cm. At another point $y = 0.250 \text{ m}$ higher, the pressure is $P_2 = 1.20 \times 10^4 \text{ Pa}$ and the pipe diameter is 3.00 cm. Find the speed of flow (a) in the lower section and (b) in the upper section. (c) Find the volume flow rate through the pipe.

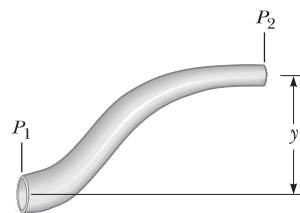


Figure P14.42

43. Figure P14.43 on page 442 shows a stream of water in steady flow from a kitchen faucet. At the faucet, the

diameter of the stream is 0.960 cm. The stream fills a 125-cm³ container in 16.3 s. Find the diameter of the stream 13.0 cm below the opening of the faucet.



Figure P14.43

44. A village maintains a large tank with an open top, containing water for emergencies. The water can drain from the tank through a hose of diameter 6.60 cm. The hose ends with a nozzle of diameter 2.20 cm. A rubber stopper is inserted into the nozzle. The water level in the tank is kept 7.50 m above the nozzle. (a) Calculate the friction force exerted on the stopper by the nozzle. (b) The stopper is removed. What mass of water flows from the nozzle in 2.00 h? (c) Calculate the gauge pressure of the flowing water in the hose just behind the nozzle.
45. A legendary Dutch boy saved Holland by plugging a hole of diameter 1.20 cm in a dike with his finger. If the hole was 2.00 m below the surface of the North Sea (density 1 030 kg/m³), (a) what was the force on his finger? (b) If he pulled his finger out of the hole, during what time interval would the released water fill 1 acre of land to a depth of 1 ft? Assume the hole remained constant in size.
46. Water falls over a dam of height h with a mass flow rate of R , in units of kilograms per second. (a) Show that the power available from the water is

$$P = Rgh$$

where g is the free-fall acceleration. (b) Each hydroelectric unit at the Grand Coulee Dam takes in water at a rate of 8.50×10^5 kg/s from a height of 87.0 m. The power developed by the falling water is converted to electric power with an efficiency of 85.0%. How much electric power does each hydroelectric unit produce?

47. Water is pumped up from the Colorado River to supply Grand Canyon Village, located on the rim of the canyon. The river is at an elevation of 564 m, and the village is at an elevation of 2 096 m. Imagine that the water is pumped through a single long pipe 15.0 cm in diameter, driven by a single pump at the bottom end. (a) What is the minimum pressure at which the

water must be pumped if it is to arrive at the village? (b) If 4 500 m³ of water is pumped per day, what is the speed of the water in the pipe? *Note:* Assume the free-fall acceleration and the density of air are constant over this range of elevations. The pressures you calculate are too high for an ordinary pipe. The water is actually lifted in stages by several pumps through shorter pipes.

48. In ideal flow, a liquid of density 850 kg/m³ moves from a horizontal tube of radius 1.00 cm into a second horizontal tube of radius 0.500 cm at the same elevation as the first tube. The pressure differs by ΔP between the liquid in one tube and the liquid in the second tube. (a) Find the volume flow rate as a function of ΔP . Evaluate the volume flow rate for (b) $\Delta P = 6.00$ kPa and (c) $\Delta P = 12.0$ kPa.
49. The Venturi tube discussed in Example 14.8 and shown in Figure P14.49 may be used as a fluid flowmeter. Suppose the device is used at a service station to measure the flow rate of gasoline ($\rho = 7.00 \times 10^2$ kg/m³) through a hose having an outlet radius of 1.20 cm. If the difference in pressure is measured to be $P_1 - P_2 = 1.20$ kPa and the radius of the inlet tube to the meter is 2.40 cm, find (a) the speed of the gasoline as it leaves the hose and (b) the fluid flow rate in cubic meters per second.

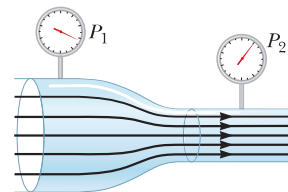


Figure P14.49

50. **Review.** Old Faithful Geyser in Yellowstone National Park erupts at approximately one-hour intervals, and the height of the water column reaches 40.0 m (Fig. P14.50). (a) Model the rising stream as a series of separate droplets. Analyze the free-fall motion of



Figure P14.50

one of the droplets to determine the speed at which the water leaves the ground. (b) **What If?** Model the rising stream as an ideal fluid in streamline flow. Use Bernoulli's equation to determine the speed of the water as it leaves ground level. (c) How does the answer from part (a) compare with the answer from part (b)? (d) What is the pressure (above atmospheric) in the heated underground chamber if its depth is 175 m? Assume the chamber is large compared with the geyser's vent.

Section 14.7 Other Applications of Fluid Dynamics

51. An airplane is cruising at altitude 10 km. The pressure outside the craft is 0.287 atm; within the passenger compartment, the pressure is 1.00 atm and the temperature is 20°C. A small leak occurs in one of the window seals in the passenger compartment. Model the air as an ideal fluid to estimate the speed of the airstream flowing through the leak.
52. An airplane has a mass of 1.60×10^4 kg, and each wing has an area of 40.0 m². During level flight, the pressure on the lower wing surface is 7.00×10^4 Pa. (a) Suppose the lift on the airplane were due to a pressure difference alone. Determine the pressure on the upper wing surface. (b) More realistically, a significant part of the lift is due to deflection of air downward by the wing. Does the inclusion of this force mean that the pressure in part (a) is higher or lower? Explain.
53. A siphon is used to drain water from a tank as illustrated in Figure P14.53. Assume steady flow without friction. (a) If $h = 1.00$ m, find the speed of outflow at the end of the siphon. (b) **What If?** What is the limitation on the height of the top of the siphon above the end of the siphon? *Note:* For the flow of the liquid to be continuous, its pressure must not drop below its vapor pressure. Assume the water is at 20.0°C, at which the vapor pressure is 2.3 kPa.

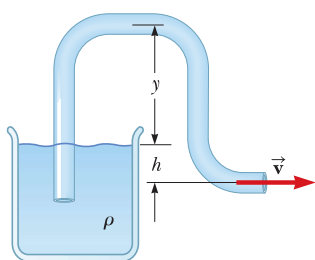


Figure P14.53

54. The Bernoulli effect can have important consequences for the design of buildings. For example, wind can blow around a skyscraper at remarkably high speed, creating low pressure. The higher atmospheric pressure in the still air inside the buildings can cause windows to pop out. As originally constructed, the John Hancock Building in Boston popped windowpanes that fell many stories to the sidewalk below. (a) Suppose a horizontal wind blows with a speed of 11.2 m/s outside a large pane of plate glass with dimensions

$4.00 \text{ m} \times 1.50 \text{ m}$. Assume the density of the air to be constant at 1.20 kg/m^3 . The air inside the building is at atmospheric pressure. What is the total force exerted by air on the windowpane? (b) **What If?** If a second skyscraper is built nearby, the airspeed can be especially high where wind passes through the narrow separation between the buildings. Solve part (a) again with a wind speed of 22.4 m/s, twice as high.

55. A hypodermic syringe contains a medicine with the density of water (Fig. P14.55). The barrel of the syringe has a cross-sectional area $A = 2.50 \times 10^{-5} \text{ m}^2$, and the needle has a cross-sectional area $a = 1.00 \times 10^{-8} \text{ m}^2$. In the absence of a force on the plunger, the pressure everywhere is 1.00 atm. A force \vec{F} of magnitude 2.00 N acts on the plunger, making medicine squirt horizontally from the needle. Determine the speed of the medicine as it leaves the needle's tip.

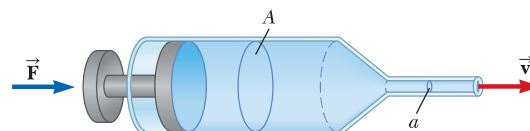


Figure P14.55

Additional Problems

56. Decades ago, it was thought that huge herbivorous dinosaurs such as *Apatosaurus* and *Brachiosaurus* habitually walked on the bottom of lakes, extending their long necks up to the surface to breathe. *Brachiosaurus* had its nostrils on the top of its head. In 1977, Knut Schmidt-Nielsen pointed out that breathing would be too much work for such a creature. For a simple model, consider a sample consisting of 10.0 L of air at absolute pressure 2.00 atm, with density 2.40 kg/m^3 , located at the surface of a freshwater lake. Find the work required to transport it to a depth of 10.3 m, with its temperature, volume, and pressure remaining constant. This energy investment is greater than the energy that can be obtained by metabolism of food with the oxygen in that quantity of air.
57. (a) Calculate the absolute pressure at an ocean depth of 1 000 m. Assume the density of seawater is $1\,030 \text{ kg/m}^3$ and the air above exerts a pressure of 101.3 kPa. (b) At this depth, what is the buoyant force on a spherical submarine having a diameter of 5.00 m?
58. In about 1657, Otto von Guericke, inventor of the air pump, evacuated a sphere made of two brass hemispheres (Fig. P14.58). Two teams of eight horses each could pull the hemispheres apart only on some trials and then "with greatest difficulty," with the resulting

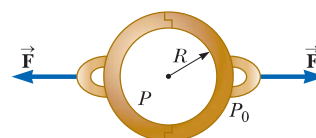


Figure P14.58

sound likened to a cannon firing. Find the force F required to pull the thin-walled evacuated hemispheres apart in terms of R , the radius of the hemispheres; P , the pressure inside the hemispheres; and atmospheric pressure P_0 .

59. A spherical aluminum ball of mass 1.26 kg contains an empty spherical cavity that is concentric with the ball. The ball barely floats in water. Calculate (a) the outer radius of the ball and (b) the radius of the cavity.

60. A helium-filled balloon (whose envelope has a mass of $m_b = 0.250$ kg) is tied to a uniform string of length $\ell = 2.00$ m and mass $m = 0.0500$ kg. The balloon is spherical with a radius of $r = 0.400$ m. When released in air of temperature 20°C and density $\rho_{\text{air}} = 1.20$ kg/m³, it lifts a length h of string and then remains stationary as shown in Figure P14.60. We wish to find the length of string lifted by the balloon. (a) When the balloon remains stationary, what is the appropriate analysis model to describe it? (b) Write a force equation for the balloon from this model in terms of the buoyant force B , the weight F_b of the balloon, the weight F_{He} of the helium, and the weight F_s of the segment of string of length h . (c) Make an appropriate substitution for each of these forces and solve symbolically for the mass m_s of the segment of string of length h in terms of m_b , r , ρ_{air} , and the density of helium ρ_{He} . (d) Find the numerical value of the mass m_s . (e) Find the length h numerically.

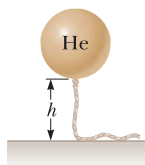


Figure P14.60

61. **Review.** Figure P14.61 shows a valve separating a reservoir from a water tank. If this valve is opened, what is the maximum height above point B attained by the water stream coming out of the right side of the tank? Assume $h = 10.0$ m, $L = 2.00$ m, and $\theta = 30.0^\circ$, and assume the cross-sectional area at A is very large compared with that at B .

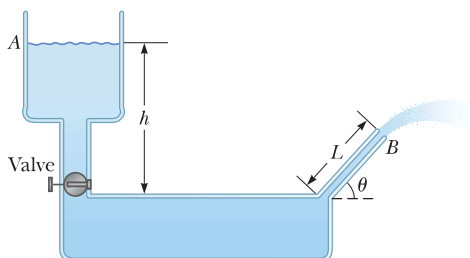


Figure P14.61

62. The true weight of an object can be measured in a vacuum, where buoyant forces are absent. A measurement in air, however, is disturbed by buoyant forces. An object of volume V is weighed in air on an equal-arm

balance with the use of counterweights of density ρ . Representing the density of air as ρ_{air} and the balance reading as F'_g , show that the true weight F_g is

$$F_g = F'_g + \left(V - \frac{F'_g}{\rho g} \right) \rho_{\text{air}} g$$

63. Water is forced out of a fire extinguisher by air pressure as shown in Figure P14.63. How much gauge air pressure in the tank is required for the water jet to have a speed of 30.0 m/s when the water level is 0.500 m below the nozzle?

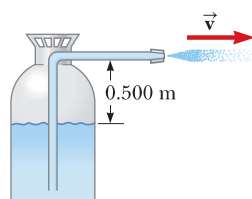


Figure P14.63

64. **Review.** Assume a certain liquid, with density 1230 kg/m³, exerts no friction force on spherical objects. A ball of mass 2.10 kg and radius 9.00 cm is dropped from rest into a deep tank of this liquid from a height of 3.30 m above the surface. (a) Find the speed at which the ball enters the liquid. (b) Evaluate the magnitudes of the two forces that are exerted on the ball as it moves through the liquid. (c) Explain why the ball moves down only a limited distance into the liquid and calculate this distance. (d) With what speed will the ball pop up out of the liquid? (e) How does the time interval Δt_{down} , during which the ball moves from the surface down to its lowest point, compare with the time interval Δt_{up} for the return trip between the same two points? (f) **What If?** Now modify the model to suppose the liquid exerts a small friction force on the ball, opposite in direction to its motion. In this case, how do the time intervals Δt_{down} and Δt_{up} compare? Explain your answer with a conceptual argument rather than a numerical calculation.

65. **Review.** A light spring of constant $k = 90.0$ N/m is attached vertically to a table (Fig. P14.65a). A 2.00 -g balloon is filled with helium (density $= 0.179$ kg/m³)

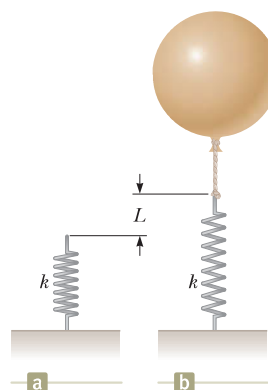


Figure P14.65

to a volume of 5.00 m^3 and is then connected with a light cord to the spring, causing the spring to stretch as shown in Figure P14.65b. Determine the extension distance L when the balloon is in equilibrium.

66. To an order of magnitude, how many helium-filled toy balloons would be required to lift you? Because helium is an irreplaceable resource, develop a theoretical answer rather than an experimental answer. In your solution, state what physical quantities you take as data and the values you measure or estimate for them.
67. A 42.0-kg boy uses a solid block of Styrofoam as a raft while fishing on a pond. The Styrofoam has an area of 1.00 m^2 and is 0.0500 m thick. While sitting on the surface of the raft, the boy finds that the raft just supports him so that the top of the raft is at the level of the pond. Determine the density of the Styrofoam.
68. A common parameter that can be used to predict turbulence in fluid flow is called the *Reynolds number*. The Reynolds number for fluid flow in a pipe is a dimensionless quantity defined as

$$\text{Re} = \frac{\rho v d}{\mu}$$

where ρ is the density of the fluid, v is its speed, d is the inner diameter of the pipe, and μ is the viscosity of the fluid. Viscosity is a measure of the internal resistance of a liquid to flow and has units of $\text{Pa} \cdot \text{s}$. The criteria for the type of flow are as follows:

- If $\text{Re} < 2\,300$, the flow is laminar.
- If $2\,300 < \text{Re} < 4\,000$, the flow is in a transition region between laminar and turbulent.
- If $\text{Re} > 4\,000$, the flow is turbulent.

(a) Let's model blood of density $1.06 \times 10^3 \text{ kg/m}^3$ and viscosity $3.00 \times 10^{-3} \text{ Pa} \cdot \text{s}$ as a pure liquid, that is, ignore the fact that it contains red blood cells. Suppose it is flowing in a large artery of radius 1.50 cm with a speed of 0.0670 m/s . Show that the flow is laminar. (b) Imagine that the artery ends in a *single* capillary so that the radius of the artery reduces to a much smaller value. What is the radius of the capillary that would cause the flow to become turbulent? (c) Actual capillaries have radii of about 5–10 micrometers, much smaller than the value in part (b). Why doesn't the flow in actual capillaries become turbulent?

69. Evangelista Torricelli was the first person to realize that we live at the bottom of an ocean of air. He correctly surmised that the pressure of our atmosphere is attributable to the weight of the air. The density of air at 0°C at the Earth's surface is 1.29 kg/m^3 . The density decreases with increasing altitude (as the atmosphere thins). On the other hand, if we assume the density is constant at 1.29 kg/m^3 up to some altitude h and is zero above that altitude, then h would represent the depth of the ocean of air. (a) Use this model to determine the value of h that gives a pressure of 1.00 atm at the surface of the Earth. (b) Would the peak of Mount Everest rise above the surface of such an atmosphere?

70. **Review.** With reference to the dam studied in Example 14.4 and shown in Figure 14.5, (a) show that the total torque exerted by the water behind the dam about a horizontal axis through O is $\frac{1}{6}\rho g w H^3$. (b) Show that the effective line of action of the total force exerted by the water is at a distance $\frac{1}{3}H$ above O .

71. A 1.00-kg beaker containing 2.00 kg of oil (density = 916.0 kg/m^3) rests on a scale. A 2.00-kg block of iron suspended from a spring scale is completely submerged in the oil as shown in Figure P14.71. Determine the equilibrium readings of both scales.

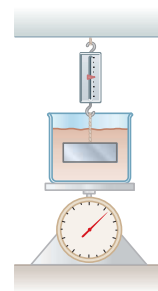


Figure P14.71 Problems 71 and 72.

72. A beaker of mass m_b containing oil of mass m_o and density ρ_o rests on a scale. A block of iron of mass m_{Fe} suspended from a spring scale is completely submerged in the oil as shown in Figure P14.71. Determine the equilibrium readings of both scales.

73. In 1983, the United States began coining the one-cent piece out of copper-clad zinc rather than pure copper. The mass of the old copper penny is 3.083 g and that of the new cent is 2.517 g . The density of copper is 8.920 g/cm^3 and that of zinc is 7.133 g/cm^3 . The new and old coins have the same volume. Calculate the percent of zinc (by volume) in the new cent.

74. **Review.** A long, cylindrical rod of radius r is weighted on one end so that it floats upright in a fluid having a density ρ . It is pushed down a distance x from its equilibrium position and released. Show that the rod will execute simple harmonic motion if the resistive effects of the fluid are negligible, and determine the period of the oscillations.

75. **Review.** Figure P14.75 shows the essential parts of a hydraulic brake system. The area of the piston in the master cylinder is 1.8 cm^2 and that of the piston

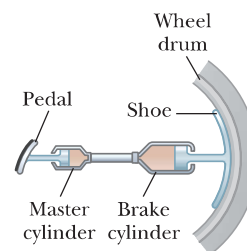


Figure P14.75

in the brake cylinder is 6.4 cm^2 . The coefficient of friction between shoe and wheel drum is 0.50. If the wheel has a radius of 34 cm, determine the frictional torque about the axle when a force of 44 N is exerted on the brake pedal.

76. The *spirit-in-glass thermometer*, invented in Florence, Italy, around 1654, consists of a tube of liquid (the spirit) containing a number of submerged glass spheres with slightly different masses (Fig. P14.76). At sufficiently low temperatures, all the spheres float, but as the temperature rises, the spheres sink one after another. The device is a crude but interesting tool for measuring temperature. Suppose the tube is filled with ethyl alcohol, whose density is 0.78945 g/cm^3 at 20.0°C and decreases to 0.78097 g/cm^3 at 30.0°C . (a) Assuming that one of the spheres has a radius of 1.000 cm and is in equilibrium halfway up the tube at 20.0°C , determine its mass. (b) When the temperature increases to 30.0°C , what mass must a second sphere of the same radius have to be in equilibrium at the halfway point? (c) At 30.0°C , the first sphere has fallen to the bottom of the tube. What upward force does the bottom of the tube exert on this sphere?



Figure P14.76

77. **Review.** A uniform disk of mass 10.0 kg and radius 0.250 m spins at 300 rev/min on a low-friction axle. It must be brought to a stop in 1.00 min by a brake pad that makes contact with the disk at an average distance 0.220 m from the axis. The coefficient of friction between pad and disk is 0.500. A piston in a cylinder of diameter 5.00 cm presses the brake pad against the disk. Find the pressure required for the brake fluid in the cylinder.
78. **Review.** In a water pistol, a piston drives water through a large tube of area A_1 into a smaller tube of area A_2 as shown in Figure P14.78. The radius of the large tube is 1.00 cm and that of the small tube is 1.00 mm. The smaller tube is 3.00 cm above the larger tube. (a) If the pistol is fired horizontally at a height of 1.50 m, determine the time interval required for the water to

travel from the nozzle to the ground. Neglect air resistance and assume atmospheric pressure is 1.00 atm. (b) If the desired range of the stream is 8.00 m, with what speed v_2 must the stream leave the nozzle? (c) At what speed v_1 must the plunger be moved to achieve the desired range? (d) What is the pressure at the nozzle? (e) Find the pressure needed in the larger tube. (f) Calculate the force that must be exerted on the trigger to achieve the desired range. (The force that must be exerted is due to pressure over and above atmospheric pressure.)

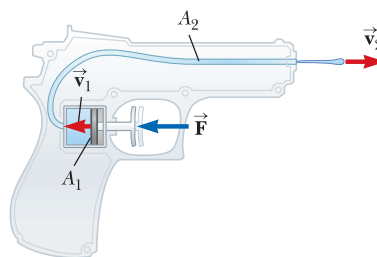


Figure P14.78

79. An incompressible, nonviscous fluid is initially at rest in the vertical portion of the pipe shown in Figure P14.79a, where $L = 2.00 \text{ m}$. When the valve is opened, the fluid flows into the horizontal section of the pipe. What is the fluid's speed when all the fluid is in the horizontal section as shown in Figure P14.79b? Assume the cross-sectional area of the entire pipe is constant.

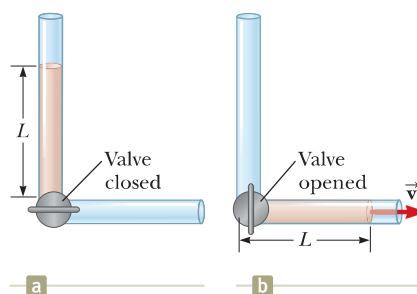


Figure P14.79

80. The water supply of a building is fed through a main pipe 6.00 cm in diameter. A 2.00-cm-diameter faucet tap, located 2.00 m above the main pipe, is observed to fill a 25.0-L container in 30.0 s. (a) What is the speed at which the water leaves the faucet? (b) What is the gauge pressure in the 6-cm main pipe? Assume the faucet is the only "leak" in the building.
81. A U-tube open at both ends is partially filled with water (Fig. P14.81a). Oil having a density 750 kg/m^3 is then poured into the right arm and forms a column $L = 5.00 \text{ cm}$ high (Fig. P14.81b). (a) Determine the difference h in the heights of the two liquid surfaces. (b) The right arm is then shielded from any air motion while air is blown across the top of the left arm until the surfaces of the two liquids are at the same height (Fig. P14.81c). Determine the speed of the air being

blown across the left arm. Take the density of air as constant at 1.20 kg/m^3 .

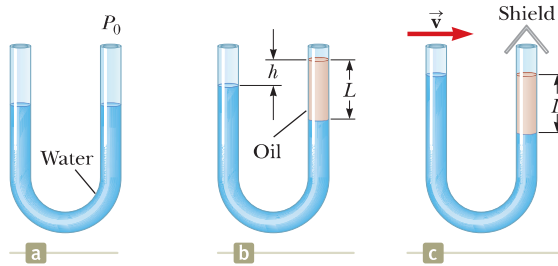


Figure P14.81

82. A woman is draining her fish tank by siphoning the water into an outdoor drain as shown in Figure P14.82. The rectangular tank has footprint area A and depth h . The drain is located a distance d below the surface of the water in the tank, where $d \gg h$. The cross-sectional area of the siphon tube is A' . Model the water as flowing without friction. Show that the time interval required to empty the tank is given by

$$\Delta t = \frac{Ah}{A'\sqrt{2gd}}$$

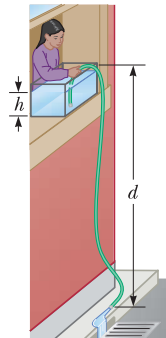


Figure P14.82

83. The hull of an experimental boat is to be lifted above the water by a hydrofoil mounted below its keel as shown in Figure P14.83. The hydrofoil has a shape like that of an airplane wing. Its area projected onto a horizontal surface is A . When the boat is towed at sufficiently high speed, water of density ρ moves in streamline flow so that its average speed at the top of the hydrofoil is n times larger than its speed v_b below the hydrofoil. (a) Ignoring the buoyant force, show that the upward lift force exerted by the water on the hydrofoil has a magnitude

$$F \approx \frac{1}{2}(n^2 - 1)\rho v_b^2 A$$

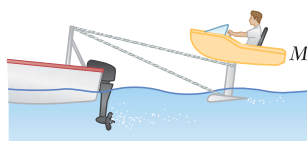


Figure P14.83

- (b) The boat has mass M . Show that the liftoff speed is given by

$$v \approx \sqrt{\frac{2Mg}{(n^2 - 1)A\rho}}$$

84. A jet of water squirts out horizontally from a hole near the bottom of the tank shown in Figure P14.84. If the hole has a diameter of 3.50 mm, what is the height h of the water level in the tank?

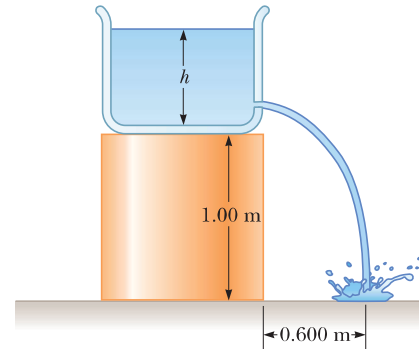


Figure P14.84

Challenge Problems

85. An ice cube whose edges measure 20.0 mm is floating in a glass of ice-cold water, and one of the ice cube's faces is parallel to the water's surface. (a) How far below the water surface is the bottom face of the block? (b) Ice-cold ethyl alcohol is gently poured onto the water surface to form a layer 5.00 mm thick above the water. The alcohol does not mix with the water. When the ice cube again attains hydrostatic equilibrium, what is the distance from the top of the water to the bottom face of the block? (c) Additional cold ethyl alcohol is poured onto the water's surface until the top surface of the alcohol coincides with the top surface of the ice cube (in hydrostatic equilibrium). How thick is the required layer of ethyl alcohol?

86. Why is the following situation impossible? A barge is carrying a load of small pieces of iron along a river. The iron pile is in the shape of a cone for which the radius r of the base of the cone is equal to the central height h of the cone. The barge is square in shape, with vertical sides of length $2r$, so that the pile of iron comes just up to the edges of the barge. The barge approaches a low bridge, and the captain realizes that the top of the pile of iron is not going to make it under the bridge. The captain orders the crew to shovel iron pieces from the pile into the water to reduce the height of the pile. As iron is shoveled from the pile, the pile always has the shape of a cone whose diameter is equal to the side length of the barge. After a certain volume of iron is removed from the barge, it makes it under the bridge without the top of the pile striking the bridge.

87. Show that the variation of atmospheric pressure with altitude is given by $P = P_0 e^{-\alpha y}$, where $\alpha = \rho_0 g / P_0$, P_0