

# COURSE ORIENTATION



# **COURSE ORIENTATION**

## **Physical Therapy Procedures -1- (RHS-321)**



# COURSE ORIENTATION



1. Academic Policies & Procedures
2. Class policies & procedures

# COURSE ORIENTATION



## 1.Academic Policies & Procedures

- ❖ Program Completion Time: 16 weeks to complete this course
- ❖ Course title and code : Physical Therapy Procedures I-(RHS 321)
- ❖ Credited hours 3hours ( 2 theory + 1 practice)
- ❖ Prerequisite : none
- ❖ N.B this course is prerequisite for another course at level 4:(RHS325)

# Attendance Policy



- Attendance is **MANDATORY**
- You need to complete all 60 hours or more of classroom time in the class room and LAB (attend at least 75% to be able to enter the final exam.)
- It is the student's responsibility to make up all lost time from the classroom


## Be On Time

Class begins promptly at 10:00 am , Sunday

You should arrive at least 10 minutes prior to class time to set up for the day.

Daly more than 10 minutes for repetitive two times will be considered as reduction form 5% of class activities .

**Do NOT schedule an interview during class time**



# Attendance Policy



- You need to email me or call the academic supervisor if you are out sick and provide official letter.
- You are responsible for making up the missed time
- Bathroom break allowed



[www.shutterstock.com](http://www.shutterstock.com) · 389330062

# COURSE ORIENTATION

Objectives

Course  
Content

Assessment

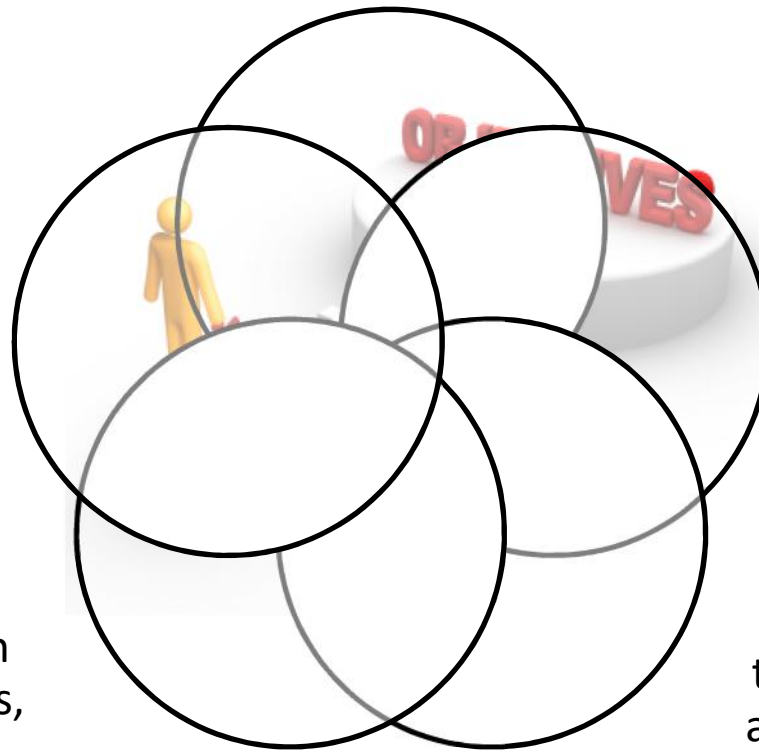
*Starting point*

Teaching Methods

Identify physical, physiological and therapeutic effects of different electro-physical agents indications, contraindications, precautions and dangerous of different electro-physical agents.

Demonstrate the procedures of applications different electro-physical modalities probably under supervision

Communicate with patients, colleagues, and clinical staff probably.




Differentiate between physical agents according to their uses, physiological and therapeutic effects.

Select the proper therapeutic modality according to patient's diagnosis and condition.



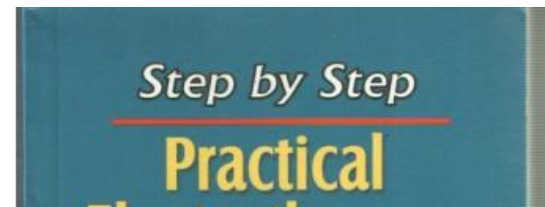
# Course Contents



# Course contents

Theoretical parts (65%)

Practical part (35%)



# Course contents

Electromagnetic spectrum

Heating modalities

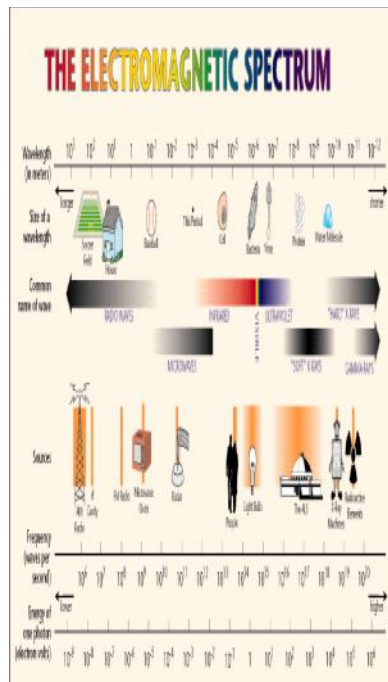
Infrared Therapy

Magenta therapy

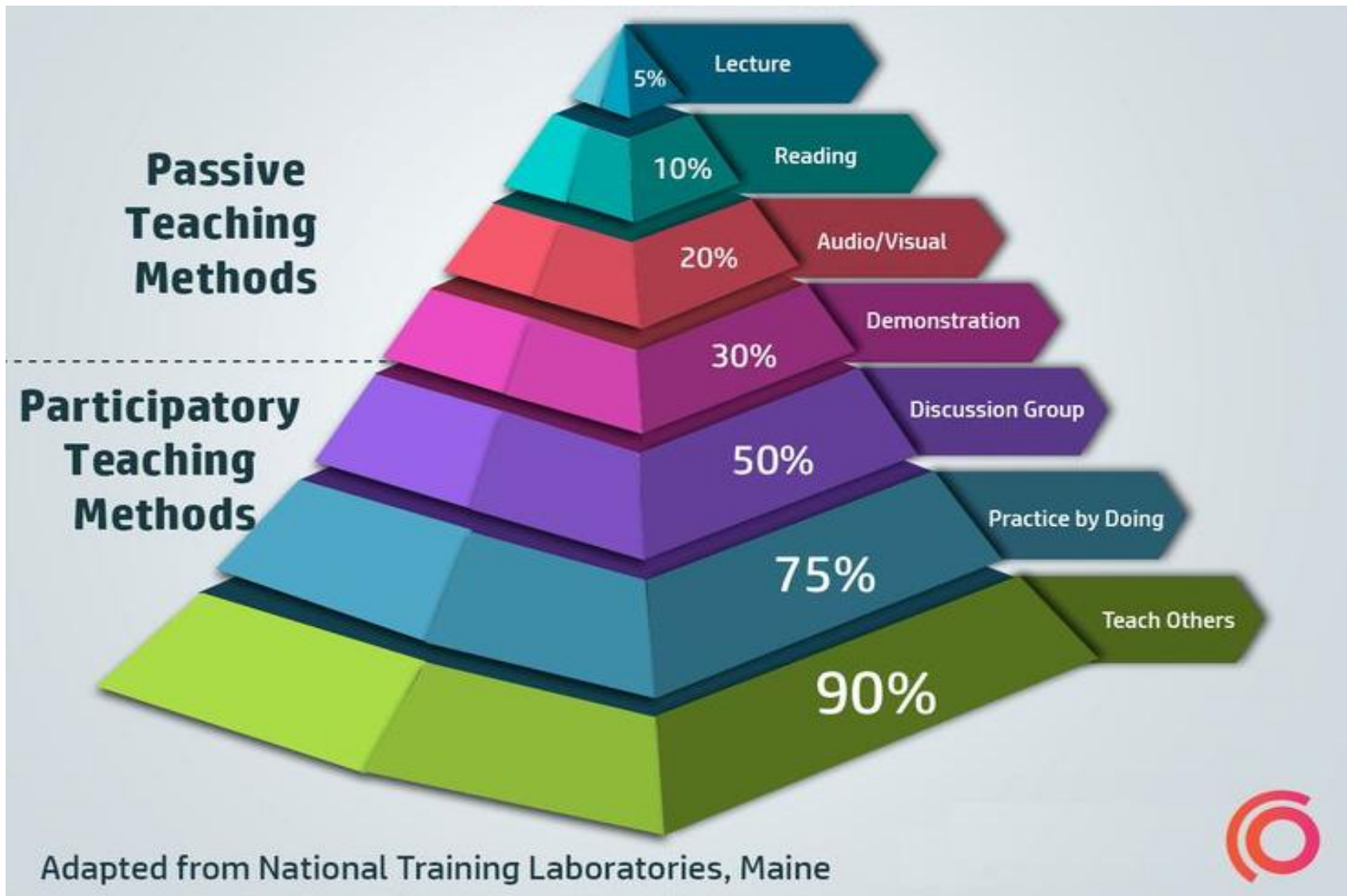
Ultrasound + ESWT

Laser

IPC



# Teaching Methods



# Grading and Assessment

A+	A	B+	B	C+	C	D+	D	F
100-95	94-90	89-85	84-80	79-75	74-70	69-65	64-60	<60



Midterm  
theoretical  
exam  
(1&2)=20%




Final  
theoretical  
exam =40%



Midterm  
lab exam  
(1&2)=  
(20%)



Final lab  
exam=  
(15%)



Quizzes  
and class  
activities  
=5%

# Essential References



- Cameron MH. Physical agent in Rehabilitation; from research to practice. 3<sup>rd</sup> edition. Elsevier 2009.
- Wa.R, Alex .W, John. L and Ann. R.“ Electrotherapy Explained principles and practice”. Butter Worth- Heinemann Title. 4<sup>th</sup> edition, 2006.
- John. E.F, and Tim.N.S. “Practice Electrotherapy. A guide to safe Application”. Churchill Livingstone Title. 2007.
- Roger. M. Nelson, Dean P Currier and Karen Whayes “Clinical Electrotherapy” Prenice Hall, 3<sup>rd</sup> edition, 1999.
- Karen .W. Hayes. “Manual for physical agents”. Prentic Hall Heath, 1<sup>st</sup> edition, 2000.

Electronic Materials, Web Sites

[www.electrotherapy.com](http://www.electrotherapy.com)

<http://fac.ksu.edu.sa/momrar/hom>



# Class room policy



# Your Checklist to Success

- A notebook and a pen or pencil to record notice
- Books or handout material that is being covered for that week
- Homework assignment completed
- Planning your time
- Flexibility and ability to work together
- Work hard and take responsibility
- Be ready to learn and do your best
- Take risks and make mistakes
- Communicate with your professor and colleague



*All the best for  
your Exams*



# Test retake policy



If a student takes an exam as scheduled but doesn't earn a passing grade (60%), and his attendance and class activities are above the average required of have an official sick vocation, and after completing requisite. The student may be given the opportunity to retake the exam at the end of the course or at time determined by staff.

Your cooperation throughout the lectures is very important and you have 5% for continuous evaluation

Student Name: \_\_\_\_\_ Test: \_\_\_\_\_

## Test Retake Request

I did poorly on a test, but I will study & work hard to learn the material better. I would like the opportunity for a retake please.

**I Will Prepare for the Retake by Doing the Following:**

1. \_\_\_\_\_
2. \_\_\_\_\_
3. \_\_\_\_\_

Student Signature: \_\_\_\_\_ Date: \_\_\_\_\_

**To be Completed by Teacher:**

☐ Request Approved. Retake will be on: \_\_\_\_\_

☐ Not Approved. Reason: \_\_\_\_\_

Copyright 2014 Peggy Lee for Teachers' Resources

# Code of Conduct



No Smoking

No cell phone (If you are expecting an important call please take it OUTSIDE of the classroom).

No loud conversation with other during class

No Downloading any personal software

No recording or taking phot without permission

No eating in class

No sleeping

Drinking water allowed

Avoid mishandling or abusing/damaging the classroom equipment

Wearing the approved uniform and lab coat

**You are responsible to make up the lost time due to these interruptions**



# Methods of communication

- Phone number: 0542115404
  - E-mail : [momamarar@ksu.edu.sa](mailto:momamarar@ksu.edu.sa)  
Dr.taher\_m@yahoo.com  
<http://fac.ksu.edu.sa/momamarar/home>
- Office number 2074  
Office phone 93597  
Office hours:
- Sunday 8-10
  - Monday 8-12
  - Wednesday 8-10

