

THE COMPLETE ENCYCLOPEDIA OF MINERALS

Description of over 600 Minerals
from around the world



PETR KORBEL & MILAN NOVÁK

THE COMPLETE
ENCYCLOPEDIA OF

MINERALS

THE COMPLETE ENCYCLOPEDIA OF MINERALS

Description of over 600 Minerals from around the world

PETR KORBEL & MILAN NOVÁK



Explanation of the abbreviations used in the book

C	- color
S	- streak
L	- luster
D	- diaphaneity
DE	- density
H	- hardness
CL	- cleavage
F	- fracture
M	- morphology
LU	- luminescence
R	- remark
X	- crystal
XX	- crystals

In the figure captions, the bigger dimension is always mentioned

Scale of the frequency of the occurrence

●	- very rare
● ●	- rare
● ● ●	- uncommon
● ● ● ●	- abundant
● ● ● ● ●	- common

© 1999 Rebo International b.v., Lisse, the Netherlands

© 2001 Grange Books PLC, United Kingdom

Text: Petr Korbelt, Milan Novák

Fotografie: Fotobanka Granit (100), Petr Korbelt (220).

Géza Kulcsár (16), Jeffry A. Scovil (331), Sándor Szakáll (34)

Production and layout: Granit Ltd., Praha

ISBN 1 84013 404 6

All rights reserved.

Copying of the entire book as well as of its parts in any way is forbidden by law without prior written consent of the publisher.

Contents

Introduction	7
1. Elements	9
2. Sulphides	19
3. Halides	67
4. Oxides	75
5. Carbonates	113
6. Borates	131
7. Sulfates	137
8. Phosphates	155
9. Silicates	193
10. Organic compounds	281
11. Rocks, meteorites and tektites	285
Recommended literature	291
Index	293



Introduction

The ever increasing number of publications about minerals reflects a growing interest in nature. Most of those publications though only deal with a few dozen of the most common minerals or gemstones. This book fills the gap by also featuring less common and rare minerals. The authors describe over 600 mineral species and varieties, illustrated with about 750 color photographs. In choosing illustrations of particular minerals, aesthetic criteria such as size of crystal and color played a role in addition to their importance and distribution in nature. This book includes some rare minerals, known only from one locality, because they form very attractive crystals or aggregates. There are minerals known to humankind since prehistoric times such as quartz and gold but also minerals first described quite recently like rossmanite. The photographs show well-formed and colorful crystals but many aggregates, which are more common in nature, are also included. The minerals in the book are listed according to the mineralogical system of Hugo Strunz, in his book *Mineralogische Tabellen* in 1978. The chemical formulae of individual minerals follow the form of Glossary of Mineral Species 1995 by M. Fleischer and J.A. Mandarino. The information is complemented in both cases with the latest knowledge from scientific literature, such as new nomenclature of amphiboles, micas and zeolites.

The mineral descriptions cover the basic physical and chemical data, including chemical formula and crystal system. The data provided correspond mainly to the end-members. The less common valence of the chemical elements is marked in the chemical formula (Fe^{2+} , Mn^{3+} , As^+ , Mn^+ , Pb^+). Where an element features in both valences in the mineral, they are both marked (e.g. ilvaite, braunite).

The origin of individual minerals is described in detail. We chose for a relatively simplified scheme because the normal complexity cannot be described here in detail. Minerals can be distinguished as either primary (resulting directly from a solidifying of magma, crystallizing of an aqueous solution or metamorphism - recrystallization in a solid state) and secondary (resulting from alteration of the original mineral, e.g. during its oxidation or reduction under low temperature and pressure close to the surface of the Earth). Primary minerals are divided into the following groups: 1. magmatic, when a mineral crystallizes directly from a melt (it includes magmatic and effusive igneous rocks, including granitic and alkaline syenite pegmatites and

meteorites); 2. sedimentary, when a mineral crystallizes during a process of diagenesis or from hydrous solutions under normal temperature (clastic, organic and chemical sedimentary rocks); 3. metamorphic, when a mineral crystallizes during metamorphic processes in a solid state at a wide range of temperature and pressure (it includes regionally and contact metamorphosed rocks and skarns); 4. hydrothermal, when minerals crystallize from aqueous solutions and fluids under high to low temperatures (it includes ore and the Alpine-type veins, cavities in volcanic rocks, minerals and rocks, hydrothermally altered under high temperature, e.g. greisens).

Secondary minerals are divided into following groups: 1. oxidation, when minerals result from the oxidation (weathering) of the primary minerals in the oxidation zone of ore deposits and other rocks (it includes the origin of malachite and azurite during the chalcopryrite oxidation, also the origin of secondary phosphates in granitic pegmatites during the oxidation of primary phosphates); 2. cementation, when minerals result from the reduction of the primary minerals (the origin of native copper and native silver under the reduction conditions in the cementation zone of ore deposits). This classification is very much simplified of course, because in many cases we cannot readily determine a specific origin of a particular mineral. This relates to minerals that crystallize under conditions which approximately represent a transition between separate phases of the origin, such as the magmatic or hydrothermal origins of elbaite in the pegmatite cavities; the metamorphic or hydrothermal origins of grossular in skarns; the magmatic or metamorphic origins of oordierite in migmatites; and the hydrothermal or secondary origins of some phosphates in granitic pegmatites etc.

With the localities for individual minerals we have tried to list the most important worldwide localities regardless of their recent production but we have also included recent discoveries since these may produce important mineral specimens. Where a mineral has an important use this is listed at the end of mineral description. We would like to acknowledge all who contributed in any way to the production of this book, particularly those private collectors and institutions which loaned minerals for photography. We hope those fascinated in the world of minerals and of nature will find this book a fascinating source of information.

This book is dedicated to the memory of Dr. Jaroslav "Venek", who was of extraordinary influence on several generations of Czech and Slovak mineralogists and mineral collectors with his enthusiasm for mineralogy and attitude to life.

Marcasite, 100 mm, Misburg, Germany





1. Elements

Copper Cu

CUBIC



Properties: C – light pink to copper-red, it darkens and covers green to black in air; S – red; L – metallic; D – opaque; DE – 8.9; H – 2.5 – 3; CL – none; F – hackly; M – cubic crystals and its combinations, dendritic aggregates, sheets, slabs, massive.

Origin and occurrence: Primary hydrothermal copper is mainly related to basic igneous rocks; it is also common as a product of supergene cementation. It is associated with cuprite, malachite, azurite, silver, chalkocite, bornite and other minerals. The largest accumulations of primary copper are in the Keweenaw Peninsular, Lake Superior, USA, the largest being 15 x 7 x 3m (approx. 50 x 23 x 10ft) and weighing 420 tons. Fine crystals up to 50 mm (approx. 2in) also occur there, as do calcite crystals with copper inclusions. Superb supergene copper crystals come from many localities like Tsumeb, Namibia and Chessy, France. Crystals up to 140mm (5½ in) long occurred in the Ray mine and in Bisbee, Arizona, USA. Very fine spinel-law twins up to 5 cm in size and dendritic aggregates come from Mednorudnyansk, Ural mountains, Russia; crystals up to 30 mm (1¼ in) were found

Silver, 52 mm, Freiberg, Germany

Copper, 120 mm, Keweenaw Peninsula, U.S.A.

Copper, 42 mm, Cornwall, UK



in Dzhezkazgan, Kazakhstan. Fine specimens of copper, associated with cuprite, azurite and malachite occurred in Rudabánya, Hungary. *Application:* electronics, electrical engineering, ingredient in gold alloys.



Silver

Ag

CUBIC ● ● ●


Properties: C – silver-white, tarnishes gray to black; S – silver-white; L – metallic; D – opaque; DE – 10.5; H – 2.5 – 3; CL – none; F – hackly; M – cubic crystals, dendritic aggregates, wires, leaves, massive.

Origin and occurrence: Hydrothermal in ore veins and also of secondary cementation origin in association with acanthite, stephanite, proustite, pyrargyrite, copper and many other minerals. The best specimens of crystallized and wire silver come from Kongsberg, Norway, where wires up to 400 mm (16 in) long and crystals up to 40 mm (1⁷/₁₆ in) in size have been found.

Beautiful specimens of wire silver with wires over 100 mm (4 in) long are known from Freiberg, Schneeberg and St. Andreasberg, Germany. Wires several cm long were also found in Příbram and Jáchymov, Czech Republic. Dendritic aggregates from Batopilas, Chihuahua, Mexico, reached up to 150 mm (6 in). Crystals and aggregates of silver, grown together with copper are genetically unique in the basalt cavities in the Keweenaw Peninsula near Lake Superior, Michigan, USA. Wires, up to 100 mm (4 in) long, come also from the San Genaro Mine in Huancavelica and Uchucchaqua, Peru. New finds of silver wires, up to 150 mm (6 in) long, have been made in Dzhezkazgan, Kazakhstan.

Application: photographic industry, jewelry, electronics.

Silver, 55 mm, Schwarzwald, Germany



Gold, 48 mm, El Dorado, California, U.S.A.



Gold

Au

CUBIC



Properties: C – gold-yellow; S – yellow; L – metallic; D – opaque; DE – 19.3; H – 2.5-3; CL – none; F – hackly; M – octahedral and cubic crystals, skeletal and dendritic aggregates, leaves, nuggets.

Origin and occurrence: Primary hydrothermal in ore veins, also in contact metamorphic deposits and pegmatites. Placer deposits are secondary. It occurs with pyrite, arsenopyrite, quartz, sylvanite, calaverite, krennerite and other minerals. Beautiful leaves and crystals of gold found in many localities in California, USA (Colorado Quartz mine, Nigger Hill and others). Fine leaf gold comes from Rosia Montana, Romania. The best crystals, skeletal octahedra, up to 50 mm (2 in) have been found in alluvial sediments near Gran Sabana, Roraima Shield, Venezuela. Gold wires up to 110 mm ($4\frac{3}{16}$ in) long were very rare in Ground Hog mine, Gilman, Colorado, USA. The largest known sheets of crystallized gold occurred in the Jamestown mine, California, USA, where a cavity, which yielded 49 kg (108 lb) of golden leaves, was discovered on 26.12.1992. The largest measures about 300 mm ($11\frac{13}{16}$ in) and has about 25.79 kg (56 lb 13 oz) of

Gold, 68 mm, Eagle's Nest Mine, California, U.S.A.



gold on it. Typical aggregates of fine gold wires come from Farncomb Hill near Breckenridge, Colorado, USA. Fine crystals were also found in Berezovsk, Ural mountains and in the Lena River basin, Siberia, Russia. Fine scales and larger nuggets from placer deposits were found in Klondike, Alaska; Tuolumne County, California, USA and in Ballarat, Victoria, Australia. Fine dendritic aggregates occurred in the Hope's Nose, Devon, UK. A unique find of leaves up to 100 mm (4 in) was made in Krepice near Vodnany, Czech Republic.

Application: practically the only source of gold as a metal; used in jewelry, electronics and medicine.

Mercury

Hg

TRIGONAL



Properties: C – tin white; L – metallic to adamantine; D – opaque; DE – 13.6; M – liquid at temperatures above -39°C (-38.2°F); R – very poisonous fumes.

Origin and occurrence: Hydrothermal in low-temperature ore deposits, also connected with hot springs. It is associated with cinnabar, calomel and other Hg minerals. It occurred in Almaden, Spain;



Idria and Avala, Serbia; New Almaden and New Idria, California, Terlingua, Texas, USA; Dedova hora, Czech Republic and Rudnany, Slovakia as droplets and liquid cavity fillings.

Application: chemical industry, measuring instruments, metallurgy.

Moschellandsbergite

Ag₂Hg₃

CUBIC ● ●

Properties: C – silver-white; S – silver-white; L – metallic; D – opaque; DE – 13.5; H – 3.5; CL – good; F – conchoidal; M – dodecahedral crystals and their combinations, granular, massive.

Origin and occurrence: Hydrothermal in low-temperature deposits, associated with cinnabar, tetrahedrite, pyrite and other minerals. Crystals, several mm long, were found in Moschellandsberg,

Moschellandsbergite, 6 mm grain, Moschellandsberg



Germany. They are also known from Sala, Sweden; Les Chalanches, France and Brezina, Czech Republic.

Lead

Pb

CUBIC ● ●

Properties: C – gray-white, tarnishes to lead-gray and gets dull; S – lead-gray; L – metallic; D – opaque; DE – 11.3; H – 1.5; CL – none; M – octahedral and cubic crystals, massive.

Origin and occurrence: Hydrothermal, also sedimentary (authigenic), associated with willemite and other minerals. The best specimens with crystals up to 40 mm (1 5/8 in) in size, come from LDngban, crystallized also from Pajsberg, Sweden. Octahedra, up to 10 mm (3/8 in), are described from El Dorado, Gran Sabana, Venezuela. It also occurs in Franklin, New Jersey, USA and Jalpa, Zacatecas, Mexico.

Iron

Fe

CUBIC ● ●

Properties: C – steel-gray to black; S – gray; L – metallic; D – opaque; DE – 7.9; H – 4; CL – perfect; F – hackly; M – crystals, granular, massive.

Origin and occurrence: Terrestrial iron occurs mainly in basic rocks, but it is also known from carbonate sediments and the petrified wood. The most famous locality is Blaafjeld near Uivfaq on Disko Island, Greenland, where masses up to 20 tons were found.

Lead, 53 mm, Langban, Sweden



Iron, 80 mm, Bühl, Germany



Chunks, weighing over 10 kg (22 lb) come from Bühl near Kassel, Germany. Impregnations of iron in dolerite occur in the Khuntukun massif and masses up to 80 kg (176 lb) are known from Ozeraya Mt., Siberia, Russia.

Platinum

Pt

CUBIC ● ●

Properties: C – steel-gray to dark gray; S – steel-gray to silver-white; L – metallic; D – opaque; DE – 21.5; H – 4-4.5; CL – none; F – hackly; M – cubic crystals, nuggets, grains and scales.

Platinum, 8 mm, Konder, Russia



Origin and occurrence: Platinum occurs in magmatic segregations, together with chromite, olivine and magnetite in ultrabasic rocks; secondary in placers. The best crystals up to 15 mm ($1/2$ in) come from Konder in Khabarovsk Region, small crystals, but mainly nuggets, weighing up to 11.5 kg (25 lb 5 oz) found in the Tura River basin near Turiinsk, Ural Mountains. Primary platinum is known from deposits in the vicinity of Nizhniy Tagil, Ural Mountains, Russia; from the Onverwacht mine, Bushveld, South Africa and Sudbury, Ontario, Canada. Fine smaller nuggets, weighing up to 75 g (165 lb) were found in the Trinity River sediments in California, USA and the Chocó River sediments in Columbia.

Application: chemical industry, catalytic convertors, rocket industry.

↑ +
←

Arsenic, 45 mm, Alden Island, Canada



Arsenic

As

TRIGONAL ● ● ●

Properties: C – tin-white, tarnishes quickly to black; SB tin-white; L – metallic; D – opaque; DE – 5.8; H – 3.5; CL – perfect; F – uneven; M – rhombohedral crystals, botryoidal aggregates, granular, massive.

Origin and occurrence: Mainly hydrothermal, together with other As minerals. It forms massive veins, up to 200 mm (7 7/8 in) thick, with botryoidal surface in Jáchymov, Czech Republic and in Freiberg, Germany. In Akatani, Japan, spherical aggregates consisting of small crystals were found. It is also known from Sacarimb, Romania. Botryoidal aggregates of arsenic with leaf gold were found in the Royal Oak mine, Coromandel, New Zealand. Crystals of metamorphic origin come from Sterling Hill, New Jersey, USA.

Stibarsen, 58 mm, Atlin, Canada



Antimony, 37 mm, New Brunswick, Canada



Stibarsen

SbAs

TRIGONAL ● ● ●

Properties: C – tin-white to gray, tarnishes black; S – gray; L – metallic, sometimes dull; D – opaque; DE – 6.3; H – 3-4; CL – perfect; M – indistinct crystals, botryoidal aggregates.

Origin and occurrence: In pegmatites with antimony, stibiotantalite and microlite; hydrothermal in ore veins with pyrrargyrite, proustite, pyrostilpnite and dyscrasite. Beautiful botryoidal aggregates of stibarsen (previously labeled as allemontite), up to 100 mm (approx. 4 in) in size, come from Příbram and Trebsko, Czech Republic. Botryoidal aggregates up to 80 mm (3 1/8 in) and imperfect crystals were found in quartz veins in Atlin, British Columbia, Canada. Fine specimens occurred in a Li-bearing pegmatite near Varuträsk, Sweden.

Antimony

Sb

TRIGONAL ● ● ●

Properties: C – tin-white; S – gray; L – metallic; D – opaque; DE – 6.7; H – 3-3.5; CL – perfect; F – uneven; M – rhombohedral crystals, botryoidal aggregates, massive.

Origin and occurrence: Hydrothermal in ore veins with silver, stibnite, stibarsen, sphalerite and other minerals; also in pegmatites. As veinlets in a pegmatite in Varuträsk, Sweden. Cleavable plates, up to 50 mm (2 in) known from Törnåva, Finland.

Massive aggregates up to 200 mm ($7\frac{1}{8}$ in) come from Příbram, Czech Republic. Rhombohedral crystals up to 10 mm ($\frac{3}{8}$ in) across and accumulations up to 300 mm ($11\frac{13}{16}$ in) in size described from Lake George, New Brunswick, Canada.

Bismuth

Bi

TRIGONAL ● ● ●

Properties: C – silver-white, tarnishes pink; S – silver-white; L – metallic; D – opaque; DE – 9.8; H – 2-2.5; CL – perfect; M – rhombohedral crystals, granular, massive.

Origin and occurrence: It is found in pegmatites, greisens and hydrothermal in ore veins together with chalcopyrite, arsenopyrite, löllingite, nickeline, breithauptite and many other minerals. Common in pegmatites in Anjanabonoina, Madagascar. Very fine crystals, up to 20 mm ($\frac{25}{32}$ in) known from Schlema and Hartenstein, Germany. Skeletal aggregates, overgrown with other arsenides, occurred in Jáchymov, Czech Republic. Masses weighing several kg found in Bolivia (Tasna, Velaque) and Australia (Kingsgate, New South Wales). Cleavable masses up to 12 cm ($4\frac{11}{16}$ in) described from Cobalt and Gowganda, Ontario, Canada.

Application: Bi ore.

Arsenolamprite

As

ORTHORHOMBIC ●

Properties: C – gray-white, it covers with a black coating; S – black, L – metallic to adamantine; D – opaque; DE – 5.6; H – 2; CL – perfect; M – acicular crystals, tabular and fan-shaped aggregates, massive.

Origin and occurrence: Hydrothermal in ore veins associated with arsenic, bismuth, silver and other minerals. Its crystals and veinlets were found with Cu

Bismuth, 20 mm, Cínovec, Czech Republic



Arsenolamprite, 70 mm, Jáchymov, Czech Republic



arsenides in Černý důl, Czech Republic. Occurs also in Jáchymov, Czech Republic and Marienberg Germany. Found recently in Căvnic, Romania.

Graphite

C

HEXAGONAL ● ● ● ● ●

Properties: C – black to steel-gray; S – black to steel-gray; L – metallic, dull, earthy; D – opaque; DE – 2.3; H – 1-2; CL – perfect; M – hexagonal tabular crystals, massive.

Origin and occurrence: Metamorphic, from metamorphism of a sedimentary material with C contents; also primary magmatic. Associated with many materials, stable under conditions of the graphite origin. Crystals several cm in size known from Nordre Strømfjord, Greenland. Crystals were also found in Sterling Hill, New Jersey and Crestmore, California, USA. Foliated aggregates are found in Sri Lanka (Radegeera, Galle region). Accumulations in Buckingham and Grenville, Quebec, Canada are industrially important. Also common in Shunga deposit in Karelia, Russia; in Český Krumlov, Netolice and Blížná, Czech Republic.

Application: metallurgy, nuclear industry, production of lubricants.

Graphite, 130 mm, Krichim, Bulgaria



Diamond

C

CUBIC • •

Varieties: bort (opaque technical diamonds), balas (dark colored, spherical radial aggregates), carbonado (brown-black to black massive aggregates, up to egg sized)

Properties: C – colorless, yellow, brown, white, pink, black, red, blue, green; S – white; L – adamantine; D – transparent to translucent; DE – 3.5; H – 10; CL – perfect; F – conchoidal; M – octahedral and cubic crystals; LU – sometimes fluorescent, sometimes phosphorescent.

Origin and occurrence: Primary magmatic occurrences are limited to kimberlite pipes, secondary occurrences to placers. Large primary deposits are known from South Africa (Premier mine, Kimberley) and Yakutia, Russia (pipes in the vicinity of Mirnyi). Primary and secondary occurrences of diamonds are located in lamproites and placers near Argyle, Western Australia, Australia. Most historical diamonds from India (Golconda), Brazil (Diamantina, Minas Gerais), Congo, Angola and Namibia were found in placer deposits. Diamonds of industrial grade always prevail over the gem quality stones. The largest gem-grade diamond ever found, the Cullinan, weighing 3106 carats, comes from the Premier mine

Diamond, 15 mm x, Mirnyi, Russia

in Kimberley, South Africa. It yielded gem rough for 104 faceted stones, the heaviest of which weighs 531 carats. The largest faceted diamond known, called Golden Jubilee, was found in the same place in 1986. It weighed 755 carats before cutting and as a finished stone it weighs 545.65 carats. The dark blue Hope (44 carats) and the green Dresden (76 carats) probably came from India. Absolutely unique red diamond, weighing 5 carats, which is at the Smithsonian Institution, Washington, DC, USA, is of unknown origin. *Application:* the most popular gemstone, bort and carbonado varieties are used as abrasives.

Sulfur

S

ORTHORHOMBIC • • • •

Properties: C – sulfur-yellow, yellow-brown, greenish, reddish to yellowish-gray; S – white; L – resinous to greasy; D – transparent to translucent; DE – 2.1; H – 1.5-2.5; CL – imperfect; F – conchoidal to uneven; M – dipyramidal, disphenoidic and thick tabular crystals, botryoidal and stalactitic aggregates.

Origin and occurrence: Hydrothermal product of fumaroles, product of an activity of microorganisms, disintegration of sulfides and acidic chemical reactions; associated with gypsum, anhydrite, aragonite, calcite,



Sulphur, 66 mm, Sicily, Italy



celestite and halite. The world's best crystals come from many localities near Girgenti, Sicily, Italy (Caltanissetta, Cianciana) where they reached up to 12 cm ($4\frac{1}{16}$ in) in size. Fine crystals are also known from Tarnobrzeg, Poland and Yavokskoye near Lvov, Ukraine. As a product of solfataras it occurs in many volcanically active places, like Solfatara near Pozzuoli, Italy or in sulfur lava near Shiretoku, Japan. Sulfur layers, up to 30 m (100 ft) thick, associated with salt diapirs, are located near Charles Lake, Louisiana, USA. It originates during intensive oxidation/reduction reactions of pyrite in Rio Tinto, Spain and in Kostajnik, Serbia.

Application: chemical, paper-making, rubber and leather-making industries, agriculture.

Selenium, 110 mm, Kladno, Czech Republic



Selenium

Se

TRIGONAL ● ●

Properties: C – gray to red-gray; S – red; L – metallic; D – opaque to translucent; DE – 4.8; H – 2; CL – good; M – acicular crystals, droplets of vitreous surface, felt-like aggregates.

Origin and occurrence: Secondary, resulting from alteration, fumaroles and from burning coal dumps, with sulfur, sal ammoniac and other sulfates. Also from oxidation of organic compounds in U- and V-bearing deposits of the Colorado Plateau type, associated with pyrite, zippeite and other minerals. Red needles up to 20 mm ($\frac{25}{32}$ in) long come from the United Verde mine, Jerome, Arizona, USA. Black selenium needles found in burning coal dumps in Kladno and Radvanice, Czech Republic. Occurs with ores of U and V along sandstone fissures in the Peanut Mine, Bull Canyon, Colorado, USA. Occurred through volcanic activity in Vulcano, Lipari Islands, Italy.

Tellurium

Te

TRIGONAL ● ●

Properties: C – tin-white; S – gray; L – metallic; D – opaque; DE – 6.2; H – 2-2.5; CL – perfect; M – prismatic and acicular crystals, granular, massive.

Origin and occurrence: Primary hydrothermal in low-temperature ore deposits; it originates also as secondary through the oxidation/reduction reactions of tellurides. It is associated with gold, sylvanite, altaite, pyrite and other minerals. Crystals up to 30 mm ($1\frac{1}{16}$ in) long are known from Balya, Turkey. Crystals up to 20 mm ($\frac{25}{32}$ in) long occurred in the Au deposits Cripple Creek and Colorado City, USA. Crystals up to 10 mm ($\frac{7}{8}$ in) across come from Kawazu and Suzuki, Japan. Rich cleavage masses and crystals up to 70 mm ($2\frac{3}{4}$ in) long were found in Uzbekistan. Crystallized tellurium is also known from Fata Baii and Baia de Aries, Romania.

Tellurium, 1 mm xx, Zlatna, Romania





2. Sulfides

Algodonit

Cu_6As

HEXAGONAL • • •

Properties: C – steel-gray to silver-white, it quickly covers with a brown coating on air; S – gray; L – metallic; D – opaque; DE – 8,7; H – 4; CL – none; F – conchoidal; M – crystals, granular, massive.

Origin and occurrence: Hydrothermal, mainly intimately inter-grown with other Cu arsenides. Its largest accumulations are known from Cu deposits in melaphyres in the Keweenaw Peninsula, Lake Superior, Michigan, USA. It is also known from Chile (Algodones mine near Coquimbo, Atacama). Other localities are Talmessi, Iran and Långban, Sweden.

Domeykite

Cu_3As

CUBIC • • •

Properties: C – tin-white to steel-gray, it tarnishes yellow and covers with a brown coating; S – gray; L – metallic; D – opaque; DE – 7,9; H – 3-3,5; CL – none; F – uneven; M – botryoidal aggregates, massive.

Origin and occurrence: Hydrothermal with copper, cuprite, algodonite and silver. Common in masses, weighing several kg, together with algodonite in the Keweenaw Peninsula, Michigan, USA. The largest accumulations are known from Talmessi and Anarak, Iran. It occurs near Copiap and Chañarcillo, Chile. Massive aggregates in cuprite up to 50 mm (2 in) come from Biloves, Czech Republic.

Sphalerite, 56 mm, Picos de Europa, Spain

Algodonite, 60 mm, Keweenaw Peninsula, U.S.A.



Domeykite, 3 mm x, Rudabánya, Hungary



Allargentum

$\text{Ag}_{1-x}\text{Sb}_x$

HEXAGONAL •

Properties: C – silver-white; S – gray; L – metallic; D – opaque; DE – 10,1; H – not determined; CL – none; M – small crystals, granular.

Origin and occurrence: Hydrothermal in the silver-bearing ore veins, associated with silver, breithauptite and dyscrasite. Crystals up to 1 mm ($1/32$ in) known from Hartenstein, Germany. Its intergrowths with silver ores were found in Cobalt, Ontario, Canada. It is also known from Broken Hill, New South Wales, Australia and microscopic in Rejská vein in Kutná Hora, Czech Republic.

Allargentum, 50 mm, Schlema, Germany



Dyscrasite

Ag₃Sb

ORTHORHOMBIC ● ● ●

Properties: C – silver-white, it tarnishes yellow to black; S – silver-white; L – metallic; D – opaque; DE – 9,7; H – 3,5-4; CL – good; F – uneven; M – pyramidal and prismatic crystals, granular, massive. **Origin and occurrence:** Hydrothermal in the ore veins, associated with silver, stibarsen, pyrargyrite, calcite and other minerals. The best specimens come from the silver-bearing veins, cross-cutting the U deposit Háje near Pöibram, Czech Republic, where prismatic crystals up to 50 mm (approx. 2 in) long and striated tabular twins were found. They are mostly embedded in stibarsen; all the specimens, appearing in the mineral shows, are etched out of matrix. Deformed crystals of completely different habit are known from St. Andreasberg, Germany. Crystals occurred also in the Consols mine in Broken Hill, New South Wales, Australia.

Chalcocite

Cu₂S

MONOCLINIC ● ● ● ●

Properties: C – lead-gray to black; S – lead-gray to black; L – metallic; D – opaque; DE – 5,8; H – 2,5-3; CL – imperfect; F – conchoidal; M – prismatic to

tabular crystals, granular, massive.

Origin and occurrence: Hydrothermal, also sedimentary and metamorphic, mostly secondary, in the oxidation and cementation zones of ore deposits. It occurs together with pyrite, chalcopyrite, covellite, bornite and other minerals. Crystals up to 25 cm (9⁷/₈ in) found in the M'Sesa mine, Zaire. Beautiful crystals several cm across come from Redruth and St Just, Cornwall, UK. Crystals over 20 mm (2⁵/₃₂ in) across occurred in Bristol, Connecticut and in Butte, Montana. Crystals up to 50 mm (2 in) in size known from the Flambeau mine near Ladysmith, Wisconsin, USA. Shiny cyclic twins of crystals up to 20 mm (2⁵/₃₂ in) found in Dzhezkazgan, Kazakhstan. Massive aggregates are important Cu ore in Rio Tinto, Spain; Bor, Serbia; Bisbee, Arizona, USA and Tsumeb, Namibia.

Application: important Cu ore.

Djurleite

Cu₃Si₆

MONOCLINIC ● ● ● ●

Properties: C – lead-gray to black; S – lead-gray; L – metallic; D – opaque; DE – 5,8; H – 2,5-3; CL – none; F – conchoidal; M – short prismatic to tabular crystals, granular, massive.

Origin and occurrence: Secondary as a product of the cementation zone in ore deposits. Crystals up to 10 mm (2⁵/₃₂ in) across known from the Botallack mine

Dyscrasite, 75 mm, Pöibram, Czech Republic



Chalcocite, 17 mm x, Cornwall, UK



near St. Just, Cornwall, UK. Aggregates of thick acicular crystals up to 30 mm ($1\frac{1}{16}$ in) long found in Dzhezkazgan, Kazakhstan.

It occurs in massive form in many porphyry copper deposits (Butte, Montana; Bisbee, Arizona, USA), also in Tsumeb, Namibia, together with chalcopyrite, pyrite and other minerals.

Djurleite, 3 mm xx, Dzhezkazgan, Kazakhstan



Berzelianite

Cu_2Se

CUBIC • • •

Properties: C – silver-white, tarnishes black; S – silver shiny; L – metallic; D – opaque; DE – 7,3; H – 2,5; CL – none; F – uneven; M – granular, massive.

Origin and occurrence: Hydrothermal, together with other selenides in U, Fe and Au deposits. It is the main mineral in the selenide mineralization in Tilkerode, Germany. Grains, up to several tens of cm across, greenish tarnished, occurred together with other selenides in Bukov, Habøi, Petrovice and Přeborčice, Czech Republic. Similar occurrence is known from near Pinky Fault near Athabasca Lake, Saskatchewan, Canada.

Berzelianite, 60 mm, Bukov, Czech Republic



Bornite, 15 mm xx, Dzhezkazgan, Kazakhstan



Bornite



ORTHORHOMBIC • • • •

Properties: C – copper-red, tarnishes iridescent; S – gray-black; L – metallic; D – opaque; DE – 5,1; H – 3-3,5; CL – imperfect; F – uneven to conchoidal; M – pseudo-cubic octahedral crystals, massive.

Origin and occurrence: Magmatic, hydrothermal, sedimentary, in skarns and pegmatites together with chalcocite, chalcopyrite, pyrite, quartz and other minerals. Fine crystals up to 10 mm ($\frac{1}{8}$ in) across are known

Bornite, 3 mm xx, Dzhezkazgan, Kazakhstan



from Carn Brea, Cornwall, England, UK. Crystals up to 30 mm ($\frac{13}{16}$ in) come from Likasi, Shaba, Zaire. Beautiful crystals up to 40 mm ($1\frac{7}{16}$ in) across were found recently together with chalcocite in Dzhezkazgan, Kazakhstan. Massive aggregates are common and used as Cu ore in Kipushi, Shaba, Zaire. Fine-grained, sedimentary bornite occurs in Cu-bearing shales in Mansfeld, Germany, where it forms the main ore layer. Crystals, up to 20 mm ($\frac{25}{32}$ in) in size, occurred in the Cole shaft and masses, weighing several thousands of tons, were mined in the Campbell shaft, Bisbee, Arizona, USA. *Application:* Cu ore.

Umangite



TETRAGONAL • • • •

Properties: C – blue-black with reddish tint, tarnishes purple; S – black; L – metallic; D – opaque; DE – 6,6; H – 3; CL – imperfect; F – uneven to conchoidal; M – granular, massive.

Origin and occurrence: Hydrothermal in ore veins together with other selenides (clausthalite, berzelianite). It is common, associated with berzelianite in Tilkerode, Germany; Sierra de Umango, Argentina and Slavkovice, Czech Republic. Larger accumulations occur in the Martin Lake mine near Athabasca Lake, Canada.

Acanthite

Ag₂S

MONOCLINIC ● ● ●

Properties: C – black; S – black; L – metallic; D – opaque; DE – 7,2; H – 2-2,5; CL – none; F – uneven; M – pseudo-cubic crystals, massive. It mainly occurs as paramorphs after argentite (high-temperature phase of the same composition).

Origin and occurrence: Hydrothermal in ore veins. Beautiful crystals over 50 mm (2 in) long occurred in the Himmelsfürst mine in Freiberg, in Annaberg and Schneeberg, Germany. Acicular crystals are known from Jáchymov, Czech Republic. It is common in association with silver, proustite, pyrrargyrite, polybasite, stephanite, galena and other minerals in Mexico. Probably the best paramorphs after argentite up to 70 mm (2¾ in) across come from the Rayas mine, Guanajuato. Fine crystals occur in the Las Chispas mine, Arizpe, Sonora and many localities in Zacatecas, Chihuahua.

Application: important Ag ore.

Argentite

Ag₂S

CUBIC ● ● ●

Properties: C – black-gray, tarnishes black; S – black; L – metallic; D – opaque; DE – 7,1; H – 2-2,5; CL – imperfect; F – uneven to conchoidal; M – octahedral and cubic crystals, dendritic aggregates, massive. Stable at temperatures over 179EC (354.2°F), below this temperature there are paramorphs of acanthite after argentite.

Umangite, 40 mm, Beaverlodge Lake, Canada



Acanthite, 23 mm, Arizpe, Mexico



Origin and occurrence: Hydrothermal in low-temperature ore deposits, associated with silver, galena and Ag sulfosalts. Occurs between the oxidation and cementation zone with stromeyerite, silver, jalpaite, iodargyrite and other minerals. Fine crystals up to 40 mm (1½ in) across, are known from Freiberg and Schneeberg, Germany. Similar crystals found in Jáchymov and Midnec, Czech Republic. Crystals up to 30 mm (1½ in) occur in Sarrabus, Sardinia, Italy. Maybe the best argentite crystals occurred in Mexico (Arizpe, Sonora; Zacatecas; Guanajuato), where crystals reached up to 40 mm (1½ in). Fine crystals up to 20 mm (¾ in) across reported from Chañarcillo in Chile.

Application: important Ag ore.

Argentite, 29 mm, Zacatecas, Mexico



Aguilarite, 4 mm xx, Guanajuato, Mexico



Hessite

Ag₂Te

MONOCLINIC • • •

Properties: C – lead to steel-gray, tarnishes black; S – light gray; L – metallic; D – opaque; DE – 8.4; H – 2-3; CL – imperfect; F – even; M – pseudo-cubic crystal combinations, granular, massive.

Origin and occurrence: Hydrothermal in medium- and low-temperature ore veins together with calave-

rite, sylvanite, altaite, gold, tellurium and other sulfides. The best specimens with crystals up to 20 mm (²⁵/₃₂ in) across (²⁵/₃₂ in) and aggregates up to 100 mm (4 in) come from the Bote mine, Romania. Small crystals occur in the Jamestown mine, California, USA. Massive aggregates were found in Gold Hill, Colorado, USA and Moctezuma, Mexico. Aggregates, up to tens of cm² (several sq in) in size, were known in the Zavodinskii mine, Altai, Kazakhstan.

Aguilarite

Ag₄SeS

ORTHORHOMBIC •

Properties: C – lead-gray, tarnishes black; S – gray-black; L – metallic; D – opaque; DE – 7.7; H – 2.5; CL – none; F – hackly; M – skeletal crystals, massive.

Origin and occurrence: Hydrothermal in ore veins, together with silver, stephanite, proustite, pearceite, calcite and quartz. The best crystallized specimens with crystals up to 30 mm (1¹/₁₆ in) across come from the San Carlos mine, Guanajuato and Chontalpan, Taxco, Guerrero, Mexico. It is also known in inter-

Hessite, 31 mm, Botes, Romania



growths with acanthite and naumannite from the Comstock Lode, Virginia City, Nevada, USA.

Argyrodite

Ag_8GeS_6

ORTHORHOMBIC

Properties: C – steel-gray, tarnishes black; S – gray-black; L – metallic; D – opaque; DE – 6,3; H – 2,5-3; CL – none; F – uneven to conchoidal; M – combinations of cubic crystals, botryoidal aggregates, massive.

Origin and occurrence: Hydrothermal in low-temperature base metal deposits, associated with Ag sulfosalts. It occurred in crystals in the Himmelsfurst mine, Freiberg, Germany. Crystals were also found in several localities in Bolivia (Atoche, Colquechaca, Potosi). Crystal measuring 60 mm (24 in) across is reported from Porco, Bolivia.

Stromeyerite

AgCuS

ORTHORHOMBIC

Properties: C – dark steel gray, tarnishes blue; S – steel-gray; L – metallic; D – opaque; DE – 6,3; H – 2,5-3; CL – none; F – conchoidal; M – pseudo-hexagonal tabular crystals, massive.

Origin and occurrence: Mostly secondary in the cementation zone of ore veins, associated with freibergite, bornite, chalcocite, galena and other minerals. Fine tabular crystals up to 10 mm ($3/8$ in) across found in Dzhezkazgan, Kazakhstan, where pseudo-morphs of stromeyerite after silver wires also occur. Skeletal prismatic pseudo-morphs after chalcocite crystals come from Vranèice, Czech Republic. Massive aggregates are common in many deposits in Colorado, USA (Aspen; Red Mountain), Chile (Copiapó), Bolivia (Potosi) and Canada (Cobalt, Ontario).

Stromeyerite, 6 mm xx, Dzhezkazgan, Kazakhstan



Argyrodite, 34 mm, Mexico



Jalpaite

Ag_3CuS_2

TETRAGONAL

Properties: C – light gray, tarnishes dark gray to iridescent; S – black; L – metallic; D – opaque; DE – 6,8; H – 2-2,5; CL – good; F – conchoidal; M – crystals, granular.

Origin and occurrence: Hydrothermal in low-temperature ore veins. Crystals up to 25 mm (1 in) across known from Jalpa, Querétaro, Mexico. Crystals up to 30 mm ($1 1/16$ in) across come from the Caribou mine, Colorado, USA. Massive aggregates, associated with galena, sphalerite, pyrite, stromeyerite, polybasite and other minerals, occurred in Poibram, Czech Republic.

Jalpaite, 30 mm veinlet, P?ibram, Czech Republic



Pentlandite, 90 mm, Sudbury, Canada



Pentlandite

$(\text{Fe,Ni})_9\text{S}_8$

CUBIC ● ● ● ●

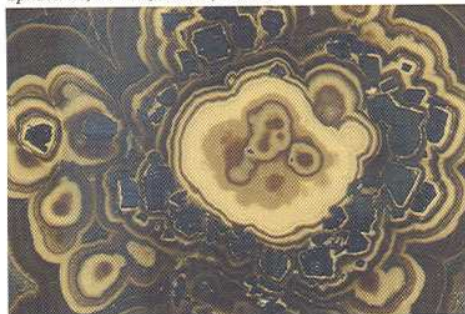
Properties: C – light bronze to red-brown; S – light bronze; L – metallic; D – opaque; DE – 5.0; H – 3.5–4; CL – none; F – conchoidal; M – crystals, massive.

Origin and occurrence: Typical magmatic liquid mineral, associated with pyrrhotite and chalcopyrite. It is common in Sudbury, Ontario, Canada, as mostly microscopic inclusions in chalcopyrite, but also as imperfect crystals. Large accumulations are known from Talnakh near Norilsk, Siberia, Russia, where it occurs together with Cu, Pt and Pd sulfides. It is also important ore in the deposit near Rustenburg, South Africa.

Application: the most important Ni ore.

Sphalerite, 31 mm, Elmwood, U.S.A.

Sphalerite, 70 mm, Olkusz, Poland



Sphalerite


ZnS

CUBIC ● ● ● ●

Varieties: cleiophane (green, yellow, orange), marmatite (black)

Properties: C – colorless, yellow, orange, green, brown, black; S – brownish, light yellow, white; L – resinous to adamantine; D – transparent, translucent, opaque; DE – 4.1; H – 3.5–4; CL – perfect; F – conchoidal; M – tetrahedral and dodecahedral crystals, botryoidal, fibrous and stalactitic aggregates, massive; LU – sometimes orange.

Origin and occurrence: Magmatic (liquid, in pegmatites); hydrothermal in low- to high-temperature deposits, skarns, hydrothermal sedimentary deposits;



rare sedimentary and metamorphic. It occurs together with galena, pyrite, chalcopyrite, marcasite, fluorite, barite, quartz and other minerals. Beautiful crystals up to 100 mm (4 in) across come from Trepča, Serbia. Green and red crystals up to 100 mm (4 in) known from Cananea, Sonora, Mexico. Fine yellow crystals up to 30 mm (1 1/16 in) were common in Banská "tiav-nica, Slovakia; similar crystals occur in Madan, Bulgaria. The most beautiful yellow, orange and red crystals up to 150 mm (6 in) across found in Picos de Europa, Santander, Spain. They are sometimes faceted. Brown crystals up to 50 mm (2 in) come from Joplin, Missouri; stalactitic aggregates up to 150 mm (6 in) long come from Galena, Illinois, USA. Perfect black, shiny crystals and twins up to 50 mm (2 in) are famous from Dalnegorsk, Russia; yellow crystals, up to 30 mm (1 1/16 in), occurred in Dzhezkazgan, Kazakhstan. Transparent crystals up to 30 mm (1 1/16 in) also found in Franklin, New Jersey, USA. Green crystals up to 100 mm (approx. 4 in) across occurred in the Big Four mine, Colorado, USA. Crystals up to 50 mm (2 in) known from the Oppu mine, Aomori, Japan.

Application: principal Zn ore.

Coloradoite

HgTe

CUBIC ● ●

Properties: C – black-gray; S – black-gray; L – metallic; D – opaque; DE – 8,1; H – 2,5; CL – none; F – uneven to conchoidal; M – granular, massive.

Origin and occurrence: Hydrothermal, associated with altaite, calaverite, krennerite, gold, pyrite and other minerals in Au-bearing veins. It was common in Cripple Creek and in the Smuggler mine, Colorado; in the Norwegian mine, California, USA. Grains, reaching up to several mm, come from Jilové, Czech Republic.

Coloradoite, 70 mm, Kalgoorlie, Australia



Chalcopyrite, 10 mm xx, Cavnic, Romania



Chalcopyrite

CuFeS₂

TETRAGONAL ● ● ● ● ●

Properties: C – brass-yellow, tarnishes iridescent; S – green-black; L – metallic; D – opaque; DE – 4,3; H – 3,5-4; CL – imperfect; F – uneven; M – tetrahedral crystals, botryoidal aggregates, massive.

Origin and occurrence: Magmatic, hydrothermal and sedimentary, in association with sphalerite, galena, tetrahedrite, pyrite and many other sulfides. Fine crystals up to 30 mm (1 1/16 in) across are known from Banská "tiav-nica, Slovakia and from Cavnic, Romania.

Crystals up to 120 mm (4 11/16 in) across, associated with other sulfides, come from the Nikolai mine in Dalnegorsk, Russia. Beautiful crystals up to 120 mm (4 11/16 in) found in Japan (Arawaka, Osarizawa). Fine crystals reaching up to several cm occur in Peru (Huanzala, Huaron). Massive aggregates are important Cu ore in Sudbury, Ontario, Canada; Bingham, Utah; Bisbee, Arizona, USA and Rio Tinto, Spain.

Application: important Cu ore.

Chalcopyrite, 15 mm x, Ground Hog Mine, U.S.A.



Luzonite, 60 mm, Récsk, Hungary



Luzonite



TETRAGONAL • •

Properties: C – dark pink-brown; S – black; L – metallic; D – opaque; DE – 4,5; H – 3,5; CL – good; F – uneven to conchoidal; M – crystals, granular, massive.

Origin and occurrence: Hydrothermal in low- to medium-temperature veins, associated with enargite, tetrahedrite, sphalerite, bismuthinite, Ag sulfosalts and other minerals. Crystals up to 40 mm ($1\frac{5}{16}$ in) across come from Quiruvilca; it is common in Cerro de Pasco, Peru. It is also common in the Teine mine, Hokkaido, Japan; crystals also occur in Kinkwaseli, Taiwan. It is known from Bor, Serbia and Récsk, Hungary.

Stannite



TETRAGONAL • • •

Properties: C – steel-gray to black, tarnishes blue;

Stannite, 10 mm xx, Potosi, Bolivia



Germanite, 40 mm, Tsumeb, Namibia



S – black; L – metallic; D – opaque; DE – 4,5; H – 4; CL – imperfect; F – uneven; M – pseudo-octahedral crystals, granular, massive.

Origin and occurrence: Hydrothermal in high-temperature Sn deposits. The best specimens come from Bolivia; crystals up to 50 mm (2 in) across known from Llallagua; crystals up to 30 mm ($1\frac{3}{16}$ in) from Chocaya and cross-like inter-growths from the San José and Itos mines near Oruro. It occurs as massive vein fillings in Carn Brea, Cornwall, UK and Cínovec, Czech Republic. It was also found in amblygonite pegmatites in Cáceres, Spain and in quartz-amblygonite veins near Vernéšov, Czech Republic.

Application: Sn ore.

Germanite

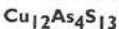


CUBIC • • •

Properties: C – pink to purple-grey, S – black, L – metallic, D – opaque, DE – 4,5, H – 4, CL – none, F – uneven, M – tetrahedral crystals, granular, massive.

Origin and occurrence: Hydrothermal, often intergrown with tennantite, bornite and other minerals. It was important only in one particular place in Tsumeb, Namibia, where larger accumulations were found. Smaller occurrences are known from the Shikanai mine, Japan; small cubic crystals come from the Humboldt mine, Colorado, USA.

Tennantite



CUBIC • • • •

Properties: C – steel-gray; S – black, brown to dark

red; L – metallic; D – opaque; DE – 4,6; H – 3-4,5; CL – none; F – conchoidal to uneven; M – tetrahedral crystals, granular, massive.

Origin and occurrence: Hydrothermal in ore veins and greisens with pyrite, calcite, dolomite, quartz and other sulfides and Cu-Pb-Zn-Ag sulfosalts. Fine crystals are known from Cornwall, UK (Wheal Jewel, Gwennap; Carn Brea). Crystals up to 150 mm (6 in) across, come from Tsumeb, Namibia. Crystals of binnite in Lengenbach, Binnental, Switzerland, up to 30 mm (1 1/16 in). Crystals up to 20 mm (25/32 in) across were found recently in Dzhezkazgan, Kazakhstan. Large masses occurred in Kipushi, Zaire. Crystals up to 25 mm (1 in) known from El Cobre, Zacatecas, Mexico. *Application:* Cu ore.

Tetrahedrite

$\text{Cu}_{12}\text{Sb}_4\text{S}_{13}$

CUBIC ● ● ● ●

Properties: C – steel-gray to black; S – black, brown; L – metallic; D – opaque; DE – 5,0; H – 3-4,5; CL – none; F – conchoidal; M – tetrahedral crystals, granular, massive.

Origin and occurrence: Hydrothermal in low- to medium temperature veins; in contact metamorphic deposits together with chalcopyrite, galena, sphalerite, pyrite, bornite, calcite, quartz and other minerals. The largest known crystals up to 25 cm (9 7/8 in) across

Tetrahedrite, 10 mm xx, Peru




Tennantite, 26 mm, El Cobre, Mexico



come from Anzen and Irazain in Pyrennees, France. Common crystals several cm in size occur in Cavnic, Romania. Fine specimens with crystals up to 70 mm (2 3/4 in) across found in the Mercedes mine in Huallanca, Peru. Other Peruvian localities like Casapalca and Morococha yielded fine crystallized specimens. Fine crystals up to 20 mm (25/32 in) in size known from Poibram, Czech Republic.

Application: ruda Cu.

Freibergite, 15 mm xx, Obecnice, Czech Republic



Freibergite

$(\text{Ag,Cu,Fe})_{12}(\text{Sb,As})_4\text{S}_{13}$

CUBIC • • • •

Properties: C – gray to black; S – black, brown to dark red; L – metallic; D – opaque; DE – 5,4; H – 3-4,5; CL – none; F – uneven to conchoidal; M – tetrahedral crystals, massive.

Origin and occurrence: Hydrothermal in ore deposits, associated with many sulfides and sulfosalts. It is mainly massive in the Himmelsfürst mine in Freiberg, Germany; Cobalt, Ontario, Canada and in Mount Isa, Queensland, Australia. It was a principal Ag ore in Kutná Hora, Czech Republic.

Application: Ag ore.

Wurtzite

ZnS

HEXAGONAL • • • •

Properties: C – dark red-brown, dark brown to brown-black; S – brown; L – resinous to submetallic; D –

Wurtzite, 30 mm xx, Animas, Bolivia



translucent to opaque; DE – 4,1; H – 3,5-4; CL – good; M – pyramidal, prismatic to thick tabular, striated crystals, concentric banded and radial aggregates.

Origin and occurrence: Hydrothermal in ore veins with sphalerite, marcasite, pyrite and other minerals. Also of low-temperature origin along the cracks of clay concretions. The best wurtzite crystals come from Bolivia; crystals up to 40 mm ($1\frac{1}{16}$ in) across from Animas and crystals up to 20 mm ($\frac{25}{32}$ in) across from Llallagua and Potosí. Fine crystals up to 30 mm ($1\frac{1}{16}$ in) across found in Talnakh near Norilsk, Siberia, Russia. Interesting radial aggregates, up to several cm in diameter, occurred in Pøibram, Czech Republic.

Greenockite

CdS

HEXAGONAL • • • •

Properties: C – yellow to orange, dark red; S – orange-yellow to brick-red; L – adamantine to resinous; D – opaque to translucent; DE – 4,8; H – 3-3,5; CL – good; F – conchoidal; M – trillings, pulverulent coatings.

Origin and occurrence: Mainly secondary as pulverulent coatings on sphalerites. It also occurs in cavities of volcanic rocks together with prehnite, zeolites and calcite. Crystals are known from ore veins in Llallagua, Bolivia. Pulverulent coatings are described from Pøibram, Czech Republic; Bleiberg, Austria and from the deposits in the Tri State region, Missouri, USA. Crystals up to 10 mm ($\frac{3}{8}$ in) occurred in the cavities of volcanic rocks near Renfrew, Scotland, UK.

Enargite

Cu_3AsS_4

ORTHORHOMBIC • • • • •

Properties: C – gray-black to black; S – gray-black;

Greenockite, 20 mm, Ocna de Fier, Romania



L – metallic; D – opaque; DE – 4,4; H – 3; CL – perfect; F – uneven; M – tabular and prismatic, striated crystals, massive.

Origin and occurrence: Hydrothermal in medium-temperature, sometimes in low-temperature deposits, associated with quartz, pyrite, sphalerite, galena, bornite and other minerals. Beautiful crystals, up to 100 mm (4 in) across, come from the Luz Angelica mine in Quiruvilca; crystals up to 150 mm (6 in) across from Morococha and Cerro de Pasco, Peru. Fine crystals were found in Butte, Montana, USA and in Mancayano, Luzon, Philippines. It occurs as a principal Cu ore in several deposits (Bor, Serbia; Huaron, Peru).

Application: Cu ore.

Cubanite

Cu_2FeS_3

ORTHORHOMBIC • • •

Properties: C – brass-yellow to bronze; S – black; L – metallic; D – opaque; DE – 4,1; H – 3,5; CL – none; F – conchoidal; M – tabular crystals, massive.

Origin and occurrence: Magmatic in liquid deposits as inclusions in chalcopyrite, as hydrothermal in high-temperature deposits, associated with chalcopyrite, pyrite, pyrrhotite and sphalerite. The best crystals, twins, up to 40 mm ($1\frac{5}{16}$ in) across, come from the Henderson No.2 mine, Chibougamau, Quebec, Canada. It was also described in crystals from Sudbury, Ontario, Canada and Morro Velho, Brazil. Its large accumulations are important Cu ore

Cubanite, 33 mm x, Chibougamau, Canada



Enargite, 41 mm, Butte, U.S.A.



in Sudbury, Ontario, Canada; in Mooihoek, South Africa and in Prince William Sound, Alaska, USA.

Application: important Cu ore.

Sternbergite, 20 mm, St. Andreasberg, Germany



Sternbergite
Ag₂FeS₃

ORTHORHOMBIC • •

Properties: C – golden-brown; S – black; L – metallic to adamantine; D – opaque; DE – 4,3; H – 1-1,5; CL – perfect; M – thin tabular pseudo-hexagonal crystals, often in rosettes and fan-shaped aggregates. *Origin and occurrence:* Hydrothermal in Ag-bearing veins, associated with stephanite, acanthite, proustite, argentopyrite and other minerals. Tabular crystals up to several mm across known from Jáchymov and Midinec, Czech Republic; from St. Andreasberg, Johanngeorgenstadt, Schneeberg and Freiberg, Germany.

Pyrrhotite, 68 mm, Dalnegorsk, Russia



Argentopyrite, 60 mm, M?d?nec, Czech Republic



Argentopyrite
Ag₂FeS₃

ORTHORHOMBIC • •

Properties: C – gray-white, tarnishes iridescent; S – gray; L – metallic; D – opaque; DE – 4,3; H – 3,5 – 4; CL – none; F – uneven; M – thick tabular pseudo-hexagonal crystals, granular. *Origin and occurrence:* Hydrothermal in ore veins, associated with proustite, pyrrargyrite, stephanite, sternbergite, dolomite, quartz and other minerals. Crystals up to 5 mm ($\frac{1}{16}$ in) across come from Jáchymov and Midinec, Czech Republic; it is also known from Schlema, Freiberg and Schneeberg, Germany and from Colquechaca, Bolivia.

Pyrrhotite
Fe_{1-x}S (x = 0-0,17)

MONOCLINIC • • • •

Properties: C – bronze-yellow to brown, tarnishes quickly; S – dark gray-black; L – metallic; D – opaque; DE – 4,7; H – 3,5-4,5; CL – none; F – uneven to conchoidal; M – tabular, pyramidal and prismatic crystals, massive. *Origin and occurrence:* Magmatic liquid in basic rocks, together with pyrite and pentlandite; in pegmatites; hydrothermal in high-temperature and metasomatic deposits; sedimentary and metamorphic. Tabular crystals up to 300 mm ($11\frac{13}{16}$ in) across come from Trepča, Serbia and Dalnegorsk, Russia; prismatic crystals up to 150 mm (6 in) long found in Santa Eulalia, Chihuahua, Mexico and Chiuzbaia, Romania. Tabular crystals up to 110 mm ($4\frac{3}{16}$ in) occurred in Cavnic, Romania. Large imperfect crystals, coated with wavellite, are known from Llallagua, Bolivia. Huge masses of industrial importance occur in Sudbury, Ontario, Canada; Talnakh near Norilsk, Siberia, Russia and elsewhere. *Application:* sometimes as Fe ore.



Nickeline

NiAs

HEXAGONAL • • • •

Properties: C – light copper-red, tarnishes gray to black; S – light brown-black; L – metallic; D – opaque; DE – 7,8; H – 5-5,5; CL – none; F – conchoidal; M – striated crystals, botryoidal and dendritic aggregates, granular, massive.

Origin and occurrence: Hydrothermal in high-temperature ore veins with skutterudite, nickel-skutterudite, safflorite, rammelsbergite and other minerals. Also magmatic in norites and peridotites. Crystals up to 15 mm ($^{3/2}$ in) across come from Pöhla; small crystals were found in Richelsdorf, Germany. Fine massive aggregates and small crystals occurred in Bou Azzer, Morocco. Huge accumulations are known in Cobalt and Gowganda, Ontario, Canada.

Application: Ni ore.

Breithauptite

NiSb

HEXAGONAL • •

Properties: C – light copper-red, purplish; S – red-brown; L – metallic; D – opaque; DE – 8,6; H – 5,5;


CL – none; F – conchoidal to uneven; M – thin tabular crystals, dendritic aggregates, massive.

Origin and occurrence: Magmatic, hydrothermal and metamorphic, associated with silver, nickeline, cobaltite and other sulfides. It occurs inter-grown with pyrrhotite and pentlandite in magmatic liquid deposit Vlaktefontein, South Africa. It is common in hydrothermal veins in Cobalt, Ontario, Canada; also known from Sarrabus, Sardinia, Italy and St. Andreasberg, Germany.

Breithauptite, 80 mm, Cobalt, Canada



Millerite, 26 mm, Antwerp, U.S.A.



Millerite

NiS

TRIGONAL ● ● ●

Properties: C – light brass-yellow to bronze, tarnishes iridescent; S – greenish-black; L – metallic; D – opaque; DE – 5,4; H – 3-3,5; CL – perfect; F – uneven; M – acicular crystals, cleavable masses, aggregates of parallel inter-grown crystals with velvety surface.

Origin and occurrence: Hydrothermal in low-temperature ore deposits, also as a product of decomposition of Ni sulfides. It is associated with pyrrhotite, ankerite, whewellite, barite and other minerals.

Alabandine, 40 mm, Sacarimb, Romania



Cleavable masses occurred near Temagami near Sudbury, Ontario, Canada and in Kambalda, Western Australia, Australia. Acicular crystals come from ore veins in Jáchymov and Příbram, Czech Republic; needles in cavities of siderite concretions in the vicinity of Kladno, Czech Republic, reached up to 70 mm (2¾ in). Acicular crystals up to 80 mm (3⅓ in) long known from the limestone cavities near Dortmund, Germany. Beautiful specimens with crystals up to 50 mm (2 in) long in the cavities in hematite occurred in the Sterling mine, Antwerp, New York, USA. Velvety fibrous aggregates were found in the Thompson mine, Manitoba, Canada. *Application:* Ni ore.

Alabandine

MnS

CUBIC ● ●

Properties: C – black; S – green; L – submetallic; D – opaque; DE – 4,1; H – 3,5-4; CL – perfect; F – uneven; M – cubic and octahedral crystals, granular, massive.

Origin and occurrence: Hydrothermal in ore veins, associated with rhodochrosite, calcite, galena, sphalerite, pyrite and other minerals. Crystals up to 20 mm (2½ in) across together with granular aggregates are relatively common in Romania (Săcăřimb, Baia de Arieř , Rořia Montana). Crystals are also known from the Queen of the West mine, Colorado and from the Lucky Cuss mine, Tombstone, Arizona, USA.

Galena, 56 mm, Neudorf, Germany



Galena

PbS

CUBIC ●●●●●

Varieties: steinmannite

Properties: C – lead-gray; S – lead-gray; L – metallic; D – opaque; DE – 7,6; H – 2,5; CL – perfect; F – conchoidal; M – cubic crystals and their complex combinations, tabular crystals, skeletal aggregates, massive.

Origin and occurrence: Magmatic, hydrothermal, metamorphic, very rare sedimentary, associated with sphalerite, chalcopyrite, pyrite, quartz and other minerals. Large crystals up to several tens of cm in size come from many localities in the USA. (Joplin,

Clausthalite, 20 mm veinlet, Tilkerode, Germany



Galena, 66 mm, Picher, U.S.A.



Missouri; Galena, Kansas; Picher, Oklahoma; Sweetwater mine, Missouri). Beautiful, often skeletal crystals or spinel-law twins up to 200 mm ($7\frac{7}{8}$ in) across known from the Nikolai mine in Dalnegorsk, Russia. Fine crystals occur also in Naica, Chihuahua, Mexico. Famous complicated combinations of crystals were found in Neudorf, Germany. Octahedral crystals up to 10 mm ($\frac{3}{8}$ in) (steinmannite variety) were common in Příbram, Czech Republic. Beautiful specimens with cubes up to several cm across come from Madan, Bulgaria; spinel-law twins occurred in Herja, Romania.

Application: the most important Pb ore.

Clausthalite

PbSe

CUBIC ●●●●●

Properties: C – lead-gray, bluish; S – gray-black; L – metallic; D – opaque; DE – 8,3; H – 2,5 – 3; CL – good; F – granular; M – granular, massive..

Origin and occurrence: Hydrothermal in ore veins with a low S content, together with berzelianite, umangite, uraninite and other minerals. It occurs as massive aggregates in calcite veins with other selenides in Clausthal and Tilkerode, Germany. It is similar in Skrikerum, Sweden; common in the U deposits in Předsbořice, Bukov and Zlatkov, Czech Republic.

Altaite, 65 mm, Stania, Romania



Altaite
PbTe

CUBIC ● ● ●

Properties: C – tin-white to yellowish, tarnishing to bronze; S – black; L – metallic; D – opaque; DE – 8,3; H – 3; CL – perfect; F – conchoidal; M – cubic and octahedral crystals, massive.

Miargyrite, 20 mm, Kutná Hora, Czech Republic



Origin and occurrence: Hydrothermal in vein Au deposits, associated with other tellurides, galena and other minerals. Crystals up to 20 mm ($2\frac{1}{2}$ in) across are known from the Revenge mine, Colorado, USA. It is massive with agularite in Kalgoorlie, Western Australia, Australia. It is relatively common with other tellurides in Săcărîmb, Romania; in the Zavodinskii mine, Altai, Russia and in Zod near Sevan Lake, Armenia.

Miargyrite
AgSbS₂

MONOCLINIC ● ● ●

Properties: C – black to steel-gray; S – cherry-red; L – metallic, adamantine; D – opaque; DE – 5,3; H – 2,5; CL – imperfect; F – conchoidal; M – thick tabular, striated crystals, massive.

Origin and occurrence: Hydrothermal in low-temperature ore veins, together with proustite, pyrargyrite, polybasite, silver, quartz and other minerals. Fine crystals, up to 10 mm ($\frac{1}{2}$ in) across, occurred in Příbram and Kutná Hora, Czech Republic; in Bräunsdorf and Freiberg, Germany. It is also known from many localities in Bolivia (Tatasi, Oruro – 10 mm ($\frac{1}{8}$ in) crystals, Potosí) and Mexico (Sombretete, Catorce). It was also found in Hiendelaencina, Guadalajara, Spain.

Application: Ag ore.

Franckeite
(Pb,Sn)₆FeSb₂S₁₄

TRICLINIC ● ●

Properties: C – gray-black; S – gray-black; L – metallic; D – opaque; DE – 5,9; H – 2,5-3; CL –

Franckeite, 30 mm, Oruro, Bolivia



Cylindrite, 50 mm, Poopó, Bolivia



perfect; M – thin tabular, curved crystals, often rosette-like aggregates of crystals.

Origin and occurrence: Hydrothermal in Ag-Sn deposits, associated with cylindrite, zinkenite, cassiterite, wurtzite and other minerals; in contact metamorphic limestones. The best crystals up to 60 mm (24 in) across come from various localities in Bolivia (Mollecagua near Poopó; Huanuni; Chocoya near Potosí; Colquechaca and Oruro). It is known in contact metamorphic limestone from the Kalkar quarry, California, USA.

Application: Sn ore.

Cylindrite

$\text{Pb}_3\text{Sn}_4\text{FeSb}_2\text{S}_{14}$

TRICLINIC ● ● ●

Properties: C – lead-gray to black; S – black; L – metallic; D – opaque; DE – 5.4; H – 2.5; CL – perfect; M – cylindrical, conical and spherical crystal aggregates, massive.

Origin and occurrence: Hydrothermal in Sn-bearing veins with franckeite, stannite, cassiterite, galena and other minerals. World famous specimens with

crystals up to 50 mm (2 in) long come from the Trinacria and Santa Cruz mines near Poopó, Bolivia. It was also reported from the Smirnovsk deposit, Transbaikalia, Russia.

Cinnabar

HgS

TRIGONAL ● ● ● ●

Properties: C – red to brownish-red; S – crimson; L – adamantine to metallic, also dull; D – opaque; DE – 8.2; H – 2-2.5; CL – perfect; F – conchoidal to uneven; M – rhombohedral, thick tabular and prismatic crystals, massive.

Origin and occurrence: Low-temperature hydrothermal mineral, associated with realgar, mercury, pyrite, marcasite and other minerals. The world's best specimens with crystals up to 70 mm (2¾ in) across are known from many localities in China (Hunan and Guizhou provinces). Fine shiny crystals up to 10 mm (⅜ in) across come from Nikitovka, Ukraine and in Khaidarkan, Kyrgyzstan. Crystals up to 30 mm (1⅞ in) also found in Monte Amiata and Rippa near Seravezza, Italy. Its massive aggregates are an important Hg ore in Allchar, Macedonia; Almaden, Spain and elsewhere.

Application: the most important Hg ore.

Cinnabar, 30 mm x, Hunan, China



Covellite, 65 mm, Butte, U.S.A.



Covellite

CuS

HEXAGONAL ● ● ●

Properties: C – indigo-blue, tarnishing iridescent; S – lead-gray; L – submetallic to resinous; D – opaque; DE – 4,6; H – 1,5-2; CL – perfect; F – uneven; M – hexagonal tabular crystals, massive.

Origin and occurrence: Rare hydrothermal; mainly secondary in the oxidation zone of ore deposits, associated with chalcopryrite, chalcocite, djurleite, bornite and other minerals. Tabular crystals up to 30 mm ($1\frac{1}{16}$ in) across are known from Butte, Montana

Linnéite, 60 mm, Ruwenzori, Uganda



and Summitville, Colorado, USA; also from Sarrabus, Sardinia, Italy. Massive aggregates are common in Bor, Serbia; Bisbee, Arizona, USA and elsewhere.

Application: Cu ore.

Linneite

$\text{Co}^{2+}\text{Co}^{3+}_2\text{S}_4$

CUBIC ● ● ●

Properties: C – light gray to steel-gray; S – black-gray; L – metallic; D – opaque; DE – 4,9; H – 4,5-5,5; CL – imperfect; F – uneven to conchoidal; M – octahedral crystals, granular, massive.

Origin and occurrence: Hydrothermal in ore veins and metamorphic deposits, together with chalcopryrite, pyrrhotite, millerite, bismuthinite and sphalerite. The best crystals up to 30 mm ($1\frac{1}{16}$ in) across come from the Kilembe mine, Uganda. Crystals are also known from Musonoi, Shaba, Zaire; Mhsen, Germany; siderite concretions in Kladno, Czech Republic and from the Bastnäs mine near Riddarhyttan, Sweden.

Carrollite

$\text{Cu}(\text{Co},\text{Ni})_2\text{S}_4$

CUBIC ● ● ●

Properties: C – light to steel-gray, tarnishing red-purple; S – gray; L – metallic; D – opaque; DE – 4,8; H – 4,5-5,5; CL – imperfect; F – conchoidal to uneven; M – octahedral crystals, granular, massive.

Origin and occurrence: Hydrothermal in ore veins, associated with linnéite, chalcopryrite and other minerals. It is a principal Co ore in deposits in Zaire. Beautiful crystals up to 20 mm ($\frac{25}{32}$ in) across are known from the M'Sesa mine near Kambove, Kolwezi and from Kamoto, Shaba.

Application: Co ore.

Carrollite, 8 mm x, Kambove, Zair



Stibnite

Sb₂S₃

ORTHORHOMBIC




Properties: C – steel-gray, tarnishing iridescent or black; S – lead-gray; L – metallic; D – opaque; DE – 4.6; H – 2; CL – perfect; F – conchoidal to uneven; M – thick to thin prismatic crystals, thin needles, massive.

Origin and occurrence: Hydrothermal in medium- and low-temperature ore veins with quartz and gold, the other associated minerals are rare (arsenopyrite, berthierite, gudmundite, antimony). The largest known stibnite crystals occurred in the Ichinokawa mine, Shikoku, Japan, where they were up to 60 cm (24 in) long. Similar sized crystals were found recently in several localities in China (the Xikuangshan mine, Hunan). Crystals up to 200 mm (7 7/8 in) across come from Manhattan, Nevada, USA. Beautiful crystals are known from Romania; long prismatic ones with barite crystals are prevalent in Baia Sprie, clusters of thin needles come from Herja and thick prismatic crystals from Baiuș. Perfect druses of crystals up to 150 mm (6 in) long, associated with purple fluorite crystals, barite and calcite, occurred in Kadamdzhai, Kyrgyzstan. Beautiful druses of stibnite crystals with quartz come also from Kremnica, Slovakia. Also Kostajnik, Serbia and La Lucette, France yielded fine crystals in the past.

Application: Sb ore.


Stibnite, 187 mm, Ichinokawa, Japan



Stibnite, 120 mm, Baia Sprie, Romania



Bismuthinite, 160 mm, Tasna, Bolivia



Bismuthinite

Bi_2S_3

ORTHORHOMBIC ● ● ● ●

Properties: C – lead-gray to tin-white, tarnishing yellow and iridescent; S – lead-gray; L – metallic; D

Kermesite, 20 mm xx, Freiberg, Germany



Tetradymite, 80 mm, Ciclova, Romania



– opaque; DE – 6,8; H – 2-2,5; CL – perfect; F – uneven; M – thick prismatic to acicular, striated crystals, fibrous aggregates, massive.

Origin and occurrence: Hydrothermal in ore deposits; also in recent volcanic exhalation deposits, associated with bismuth, arsenopyrite, stannite, galena and other minerals. The world's best crystals over 50 mm (2 in) long, come from Bolivia (Tasna; Huanuni; Llallagua). Fine crystals were also found in Redruth, Cornwall, UK. Rich finds were made in Biggenden, Queensland, Australia. Interesting crystals are known from Spind, Norway.

Application: Bi ore.

Kermesite

$\text{Sb}_2\text{S}_2\text{O}$

TRICLINIC ● ● ●

Properties: C – cherry-red; S – brown-red; L – adamantine to submetallic; D – translucent to opaque; DE – 4,7; H – 1-1,5; CL – perfect; M – acicular crystals, radial aggregates.

Origin and occurrence: Secondary, as a result of a stibnite oxidation in Sb deposits, associated with stibnite, antimony, senarmontite, valentinite and stibiconite. Famous specimens with needles up to 100 mm (4 in) long, in radial aggregates, come from Pezinok and Pernek, Slovakia. Crystals up to 50 mm (2 in) long found in the Globe and Phoenix mines, Zimbabwe. It is also known from Bolivia (San Francisco mine, Poopó; Oruro) and Bräunsdorf, Germany.

Nagyagite, 100 mm, Sacarimb, Romania



Tetradymite



TRIGONAL ● ● ●

Properties: C – light steel-gray, tarnishing dark to iridescent; S – light steel-gray; L – metallic; D – opaque; DE – 7,3; H – 1,5-2; CL – perfect; M – pyramidal crystals, curved bladed aggregates, massive.

Origin and occurrence: Hydrothermal in medium- and high-temperature Au deposits; also in contact metamorphosed deposits, together with gold, hessite, calaverite, pyrite and other minerals. Crystals up to 10 mm ($\frac{3}{8}$ in) across are known from Župkov, Slovakia. It is common in Colorado (Red Cloud) and in California (Carson Hill), USA. It occurs with gold in skarns in Baija Bihorului, Romania.

Nagyagite



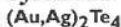
TETRAGONAL ● ● ●

Properties: C – black-gray; S – black-gray; L – metallic; D – opaque; DE – 7,5; H – 1,5; CL – perfect; F – uneven; M – thin tabular to foliated crystals, granular, massive.

Origin and occurrence: Hydrothermal in low-temperature veins, associated with altaite, arsenic, gold, rodochrosite and other minerals. Foliated crystals up to 40 mm ($1\frac{5}{16}$ in) across come from

Săcărîmb and Baia de Arieș, Romania. Fine specimens were also found in Tavua, Viti Levu, Fiji and in the Sylvia mine, Tararu Creek, New Zealand. It also occurred in Gold Hill and Cripple Creek, Colorado, USA and in Kalgoorlie, Western Australia, Australia.

Sylvanite



MONOCLINIC ● ● ●

Properties: C – steel-gray to silver-white, tarnishing to yellow; S – steel-gray to silver-white; L – metallic; D – opaque; DE – 8,2; H – 1,5-2; CL – perfect; F – uneven; M – short prismatic to thick tabular crystals, skeletal aggregates, granular.

Origin and occurrence: Hydrothermal in low-temperature ore veins, also in medium- and high-temperature deposits as one of the latest minerals, associated with gold, calaverite, hessite, krennerite and other minerals. The best specimens come from Săcărîmb and Baia de Arieș, Romania, where it occurs as skeletal crystals and aggregates. Crystals were also found in Cripple Creek, Colorado, USA; crystals up to 10 mm ($\frac{1}{8}$ in) across come from the Emperor mine, Viti Levu, Fiji.

Sylvanite, 20 mm, Cripple Creek, U.S.A.



Krennerite, 3 mm xx, Sacarimb, Romania



Krennerite

AuTe₂

ORTHORHOMBIC ● ●

Properties: C – silver-white to brass-yellow; S – silver-white; L – metallic; D – opaque; DE – 8,9; H – 2-3; CL – perfect; F – conchoidal to uneven; M – short prismatic, striated crystals, massive.

Origin and occurrence: Hydrothermal in gold-bearing veins, associated with gold, tellurium, pyrite, quartz and other tellurides. Crystals up to 20 mm (²⁵/₃₂ in) across found in Tavua, Viti Levu, Fiji. Small crystals occurred in Săcărîmb and Baia de Arieș, Romania and in Cripple Creek, Colorado, USA.

Application: Au ore.

Calaverite

AuTe₂

MONOCLINIC ● ● ●

Properties: C – brass-yellow to silver-white; S – greenish; L – metallic; D – opaque; DE – 9,3; H – 2,5-3; CL – none; F – uneven to conchoidal; M – bladed and short prismatic, striated crystals, granular, massive.

Origin and occurrence: Hydrothermal in low-temperature Au-bearing veins, sometimes in medium- and high-temperature deposits, associated with coloradoite, altaite, krennerite and other tellurides. It is common in the Mother Lode in California (Carson Hill). It is important, together with hessite in Cripple Creek, crystals up to 10 mm (³/₈ in) across come from the Cresson mine, Colorado, USA. It is also known from several mines near Kirkland Lake, Ontario, Canada.

Application: Au ore.

Pyrite

FeS₂

CUBIC ● ● ● ● ●

Properties: C – light brass-yellow, tarnishing iridescent and darkens; S – green-black to brown-black; L – metallic; D – opaque; DE – 5,0; H – 6-6,5; CL – imperfect; F – conchoidal to uneven; M – combinations of cubic crystals, striated, stalactitic and spherical aggregates, massive.

Origin and occurrence: Magmatic segregations in basic rocks with pyrrhotite and pentlandite, in pegmatites and skarns; hydrothermal in porphyry and vein deposits together with other sulfides; hydrothermal sedimentary, sedimentary and metamorphic. Magmatic segregations are known from Sudbury, Ontario, Canada and Merensky Reef, Transvaal, South Africa. Large crystals up to 200 mm (7⁷/₈ in) across are known from Rio Marina, Elba, Italy. Fine octahedra come from Llallagua, Bolivia. Crystals, up to 120 mm (4¹¹/₁₆ in) across, were found in Bingham and Park City, Utah, USA. Crystals up to 150 mm (6 in) are known from Huanzala and Quiruvilca, Peru. The largest pyrite deposit is Rio Tinto, Spain, where fine-grained pyrite formed accumulations about 1 billion tons. Beautiful cubes up to 80 mm (3¹/₈ in) come from Navajún, Spain. Large deformed crystals

Calaverite, 21 mm, Nagyg, Romania



Pyrite, 74 mm, Navajún, Spain



up to 200 mm (7 7/8 in) across occurred in the Sámó mine near Hnúšťa, Slovakia. Interesting, complex combinations of crystals found in Nanisivik, on an edge from Climax, Colorado, USA.

Application: production of sulfuric acid.

Hauerite

MnS₂

CUBIC ● ● ●

Properties: C – red-brown to brown-black; S – brown-red; L – metallic to adamantine; D – opaque; DE – 3,44; H – 4; CL – perfect; F – uneven to conchoidal; M – octahedral crystals and their combinations, spherical aggregates..

Origin and occurrence: Low-temperature sedimentary mineral, limited to clays with high S contents. The best crystals up to 50 mm (2 in) across come from the Destricella mine near Raddusa, Sicily, Italy. Crystals up to 25 mm (1 in) and their aggregates are known from Víglašská Huta (former Kalinka) near Zvolen, Slovakia. Crystals up to 15 mm (9/16 in) across occur in Tarnobrzeg, Poland. Also found with sulfur, gypsum, realgar and calcite in the salt domes near High Island, Texas, USA.

Pyrite, 135 mm, Washington, U.S.A.



Hauerite, 39 mm, Raddusa, Italy



Sperrylite, 55 mm, Talnakh, Russia



Sperrylite
PtAs₂

CUBIC ● ●

Properties: C – tin-white; S – black; L – metallic; D – opaque; DE – 10,8; H – 6-7; CL – imperfect; F – conchoidal; M – complex combinations of cubic crystals, massive.

Origin and occurrence: It is mainly of magmatic liquid origin, associated with pyrrhotite, pentlandite, cubanite and other minerals. The best crystals come from Talnakh near Norilsk, Siberia, Russia, where inter-grown crystals reached up to 50 mm (2 in). Crystals up to 40 mm (1⁹/₁₆ in) across known from Tweefontein, Potgietersrust, Bushveld, South Africa. It also occurred as disseminated aggregates in Sudbury, Ontario, Canada.

Aurostibite
AuSb₂

CUBIC ● ●

Properties: C – gray, tarnishing iridescent; S – gray; L – metallic; D – opaque; DE – 9,9; H – 3; CL Bnone; M – granular.

Origin and occurrence: Hydrothermal in quartz veins, associated with gold and other Sb minerals. Grains up to 5 mm (³/₁₆ in) across come from Krásná Hora, Czech Republic. It also occurs in the Giant Yellowknife mine, Northwest Territories and Hemlo, Thunder Bay, Ontario, Canada and is also reported from Bestyube, Kazakhstan.

Krut'aite
CuSe₂

CUBIC ●

Properties: C – gray; S – gray; L – metallic; D – opaque; DE – 6,5; H – 4; M – microscopic crystals, massive.

Origin and occurrence: Hydrothermal, associated with clausthalite, uraninite and other minerals. The richest accumulations of massive aggregates were found in the El Dragón mine, Potosí, Bolivia, where crystals up to 1 mm (¹/₃₂ in) occurred as well. It was originally described as microscopic from Petrovice, Czech Republic.

Cobaltite
CoAsS

ORTHORHOMBIC ● ● ●


Properties: C – silver-white; S – gray-black; L – metallic, adamantine to dull; D – opaque; DE – 6,3; H – 5,5; CL – perfect; F – uneven; M – pseudo-cubic crystals, granular, massive.

Origin and occurrence: Hydrothermal in high-temperature ore deposits and metamorphic, together

Aurostibite, 4 mm grain, Krásná Hora, Czech Republic



Krut'aite, 40 mm, El Dragon, Bolivia



with magnetite, sphalerite, chalcopyrite, other sulfides and arsenides of Co and Ni. The best dodecahedra, several cm across, come from metamorphic sulfide deposits in Tunaberg, Sweden. Other Swedish localities, like Håkansboda and Ramsberg, yielded crystals up to 60 mm (24 in) across. Fine crystals about 10 mm ($\frac{2}{5}$ in) occurred in the magnesite deposit Mútník near Hnúšt'a, Slovakia. Cubic crystals up to 30 mm ($1\frac{1}{16}$ in) across found in Espanola, Ontario, Canada. Beautiful crystals are known from the skarn in Bimbowrie, South Australia, Australia.

Application: Co ore.

Gersdorffite

NiAsS

CUBIC ●●●

Properties: C – silver-white to steel-gray, tarnishing gray-black; S – gray-black; L – metallic; D – opaque; DE – 6,0; H – 5,5; CL – perfect; F – uneven; M – octahedral striated crystals and their combinations, massive.

Origin and occurrence: Hydrothermal in medium-temperature ore deposits in association with nickeline, nickel-skutterudite, ullmanite, siderite and other minerals. Crystals up to 100 mm (4 in) across come from the Snowbird mine, Montana, USA. It is import-

Cobaltite, 5 mm x, Håkansboda, Sweden



ant in several mines near Sudbury and Cobalt, Ontario, Canada. Large cleavable masses are known from Dobšiná, Rudňany and Nizná Slaná, Slovakia. Crystals from the Ait Ahmane mine near Bou Azzer, Morocco, reached up to 40 mm ($1\frac{1}{16}$ in). *Application:* Ni ore.

Gersdorffite, 10 mm xx, Bou Azzer, Morocco



Ullmanite, 60 mm, Bou Cricha, Morocco



Ullmanite
NiSbS

CUBIC ● ●

Properties: C – steel-gray to silver-white; S – gray-black; L – metallic; D – opaque; DE – 6,8; H – 5-5,5; CL – perfect; F – uneven; M – combinations of cubic crystals, massive.

Origin and occurrence: Hydrothermal in ore veins together with other Ni minerals. Fine crystals, up to 20 mm ($\frac{3}{16}$ in) across, come from Monte Narba near Sarrabus, Sardinia, Italy. Twins are known from

Marcasite, 42 mm, Vintřov, Czech Republic



Lölling, Austria. Crystals up to 10 mm ($\frac{1}{8}$ in) were found in Kšice near Stěbř, Czech Republic. It is common in Broken Hill, New South Wales, Australia and in Cochabamba, Bolivia.

Application: Ni ore.

Marcasite
FeS₂

ORTHORHOMBIC ● ● ● ●

Properties: C – tin-white, bronze-yellow, tarnishing iridescent; S – grayish to brownish-black; L – metallic; D – opaque; DE – 4,9; H – 6-6,5; CL – good; F – uneven; M – tabular, pyramidal and prismatic crystals, often twinned into the form of cockscomb-like aggregates, stalactitic, botryoidal and massive.

Origin and occurrence: It originates at low temperatures in very acidic environment, either in sedimentary, or in hydrothermal deposits, associated with pyrite, pyrrhotite, galena, sphalerite, fluorite, dolomite and calcite. Hydrothermal crystals and pseudo-morphs after pyrrhotite are known from Freiberg, Germany; Llallagua, Bolivia and Chiuzbaia, Romania. Crystals from Wiesloch, Germany and Reocin, Santander, Spain are of similar origin. Large crystals occurred in Joplin, Missouri and in Galena, Illinois, USA. The best crystals of sedimentary marcasite come from coal basins. Fine crystals from black coal are known from Essen, Germany. Cockscomb-like aggregates up to 150 mm (6 in) across, come from the brown coal basin in Vintřov, Czech Republic. Spherical, radial concretions with pyrite are known from Sparta, Illinois, USA and from Champagne, France.

Application: production of sulfuric acid.

Marcasite, 70 mm, Sparta, U.S.A.



Löllingite, 7 mm xx, Cobalt, Canada



Löllingite
FeAs₂

ORTHORHOMBIC ● ● ●

Properties: C – steel-gray to silver-white; S – gray-black; L – metallic; D – opaque; DE – 7,5; H – 5-5,5; CL – sometimes good; F – uneven; M – prismatic crystals, massive.

Origin and occurrence: Magmatic in pegmatites; hydrothermal in greisens and Sn-W veins, rare in the other types of ore veins, together with skutterudite,

Safflorite, 70 mm, Bou Azzer, Morocco



bismuth, nickeline, siderite, calcite and other minerals. Fine crystals are known from syenite in Langensundsfjord, Norway. Crystals up to 50 cm (20 in) across come from a pegmatite in Kaatiala, Finland. Masses occur in the Kobokobo pegmatite, Kivu, Zaire. Massive aggregates with schorl were found in Dolní Bory, aggregates with cassiterite in Poebuz, Czech Republic.

Safflorite
(Co,Fe)As₂

ORTHORHOMBIC ● ● ●

Properties: C – tin-white, tarnishing to dark gray; S – gray-black; L – metallic; D – opaque; DE – 7,5; H – 4,5-5; CL – good; F – uneven to conchoidal; M – prismatic crystals, radial aggregates, massive.

Origin and occurrence: Hydrothermal in medium-temperature with skutterudite, rammelsbergite, nickeline, silver, bismuth and löllingite. It is common in Schneeberg, Germany; Cobalt, Ontario, Canada; Batopilas, Chihuahua, Mexico and in Bou Azzer, Morocco.

Rammelsbergite
NiAs₂

ORTHORHOMBIC ● ● ●


Properties: C – tin-white, pinkish; S – gray-black; L – metallic; D – opaque; DE – 7,1; H – 5,5-6; CL – good; F – uneven; M – prismatic crystals, radial and fibrous aggregates, massive.

Origin and occurrence: Hydrothermal in medium-temperature veins associated with other Ni and Co minerals. Botryoidal aggregates come from Schneeberg, Germany. It is common in Sarrabus, Sardinia, Italy; in the Eldorado mine near Great Bear Lake; in Cobalt, Ontario, Canada and Bou Azzer, Morocco.

Rammelsbergite, 60 mm, Schneeberg, Germany



Arsenopyrite, 26 mm x, Portal, Mexico



Arsenopyrite

FeAsS

MONOCLINIC • • • •

Properties: C – silver-white to steel-gray; S – black; L – metallic; D – opaque; DE – 6,2; H – 5,5 – 6; CL – good; F – uneven; M – thick tabular to prismatic striated crystals, granular, massive.

Origin and occurrence: It occurs in pegmatites; hydrothermal in high-temperature vein deposits and greisens; metamorphic in contact metamorphic skarns, gneisses and mica schists. Long prismatic crystals up to 30 cm (12 in) long are known from the Obira mine, Japan. It is very common in greisen Sn and W deposits, fine crystals are known from Horní Slavkov, Czech Republic and Ehrenfriedersdorf, Germany. Beautiful crystals up to 50 mm (2 in) across come from Panasqueira, Portugal, where they occurred associated with fluorapatite, wolframite and siderite. Historically important were large crystals from Tavistock, Devon, UK. Crystals up to 40 mm (1 5/16 in) found in Llallagua, Bolivia. Crystals up to 50 mm (2 in) across were found recently in the Nikolai mine in Dalnegorsk, Russia.

Gudmundite, 10 mm xx, Polar Urals, Russia



Shiny crystals up to 30 mm (1 1/16 in) across, come from Hunan province, China. *Application:* As ore.

Gudmundite

FeSbS

MONOCLINIC • • • •

Properties: C – silver-white to steel-gray; S – black; L – metallic; D – opaque; DE – 7,0; H – 5-6; CL – none; F – uneven; M – prismatic twinned crystals, massive.

Origin and occurrence: Late hydrothermal mineral of ore deposits, also in metamorphic deposits and skarns. It is common in metamorphic sulfide deposits in Sweden (Boliden, Gudmundstorp). Massive aggregates are known from Kutná Hora and Vlastějovice, Czech Republic. It was common in Broken Hill, New South Wales, Australia.

Molybdenite

MoS₂

HEXAGONAL • • • •

Properties: C – lead-gray; S – blue-gray; L – metallic; D – opaque; DE – 4,0; H – 1-1,5; CL – perfect; M – tabular and prismatic crystals, scaly aggregates.

Origin and occurrence: Magmatic in pegmatites, granites and aplites, hydrothermal in high-temperature veins, also in porphyry ore deposits and in contact metamorphic deposits; associated with chalcopyrite, quartz and other minerals. Large crystals come from pegmatites in Blue Hill Bay, Maine, USA and in Mutue-Fides-Stavoren, Transvaal, South Africa, where they reach several tens of cm in size. Crystals up to 150 x 70 mm (6 x 2 3/4 in) across come from the transitional type between pegmatites and quartz veins near Arendal and Moss, Norway; large crystals also occur in the Temiskaming district, Quebec, Canada; tabular crystals up to 120 mm (2 5/16 in) across found in quartz-molybdenite breccia pipes in veins in Australia (Queensland, New South Wales). Fine crystals are also known from Kladnica near Vito a, Bulgaria; Horní Slavkov, Czech Republic and Ehrenfriedersdorf, Germany. As a fine grained disseminated ore was mined in Bingham, Utah and Climax, Colorado, USA.

Application: Mo ore.

Skutterudite

CoAs₂₋₃

CUBIC • • • •

Properties: C – tin-white to silver-gray, tarnishing to



gray and iridescent; S – black; L – metallic; D – opaque; DE – 6,8; H – 5,5 – 6; CL – good; F – conchoidal to uneven; M – combinations of cubic crystals, skeletal aggregates, granular, massive.

Origin and occurrence: Hydrothermal in medium- to high-temperature ore veins, associated with other Ni and Co minerals. Crystals up to 50 mm (2 in) across come from Bou Azzer, Morocco. Crystals up to several cm in size were found in Schneeberg and Annaberg, Germany. Large massive accumulations occur in Cobalt and Gowganda, Ontario, Canada. *Application:* Co ore.

Skutterudite, 25 mm, Schneeberg, Germany



Nickel-skutterudite

NiAs₃

CUBIC



Properties: C – tin-white to silver, tarnishing to gray and iridescent; S – black; L – metallic; D – opaque; DE – 6,5; H – 5,5 – 6; CL – good; F – conchoidal to uneven; M – combinations of cubic crystals, skeletal aggregates, granular.

Origin and occurrence: Hydrothermal in medium-temperature veins with arsenopyrite, arsenic, bismuth, calcite and siderite. Known in crystals from Chatham, Connecticut and Chester, Massachusetts, USA; also Val d'Anniviers, Wallis, Switzerland. Massive aggregates come from Dobšiná, Slovakia; Les Chalanches, France; Mohawk mine, Michigan, USA; Schneeberg, Germany. *Application:* ruda Co a Ni.

Nickel-skutterudite, 36 mm, Saxony, Germany



Proustite, 25 mm, Chanarcillo, Chile



Proustite



TRIGONAL



Properties: C – crimson, darkens upon exposure to light; S – crimson; L – adamantine; D – translucent to opaque; DE – 5,6; H – 2-2,5; CL – good; F – conchoidal to uneven; M – prismatic, rhombohedral and scalenohedral crystals, massive.

Origin and occurrence: Low-temperature hydrothermal mineral, also in the oxidation and cementation zone together with stephanite, silver, xanthoconite, acanthite and other minerals. The best specimens with crystals up to 100 mm (4 in) long come from the Dolores mine, Chañarcillo, Chile. Crystals up to 80 mm ($3\frac{1}{8}$ in) long found in the Himmelsfürst mine in Freiberg, Niederschlema and Schneeberg, Germany. Large druses with crystals up to 40 x 20 mm ($1\frac{9}{16}$ x $2\frac{5}{32}$ in) across occurred in Jáchymov; crystals up to 20 mm ($2\frac{5}{32}$ in) across known from Poibram and Stará Vožice, Czech Republic. Fine crystals come from Batopilas, Chihuahua and Sombretete, Zacatecas, Mexico. Crystalline masses of proustite, weighing over 250 kg (550 lb), were found in 1865 in the Poorman mine, Silver City, Idaho, USA. *Application:* Ag ore.

Pyrrgyrite, 61 mm, Zacatecas, Mexico



Pyrargyrite

Ag_3SbS_3

TRIGONAL • •

Properties: C – dark red, darkens upon exposure to light; S – crimson; L – adamantine; D – translucent to opaque; DE – 5,9; H – 2,5; CL – good; F – conchoidal to uneven; M – prismatic, rhombohedral and scalenohedral crystals, granular, massive.

Origin and occurrence: Low-temperature hydrothermal mineral, also secondary in the oxidation and cementation zone, together with silver, acanthite, other Ag sulfosalts, calcite and quartz. Crystals in Colquechaca, Bolivia and Chañarcillo, Chile reached several cm in size. Crystals up to 70 mm (2¾ in) long occurred in the Santo Niño vein in Fresnillo, Zacatecas, Mexico. San Genaro mine in Huancavelica, Peru yielded crystals up to 50 mm (2 in) across. Crystals up to 40 mm (1½ in) across found in Freiberg; smaller crystals only are known from St. Andreasberg, Germany. Crystals up to 20 mm (¾ in) across come from Příbram and Stará Vožice, Czech Republic. Crystals up to 50 mm (2 in) across found in the San Carlos mine, Huelmo, Spain.

Application: Ag ore.

Xanthoconite

Ag_3AsS_3

MONOCLINIC • •

Properties: C – dark crimson, orange-yellow to yellow-brown; S – orange-yellow; L – adamantine; D – translucent; DE – 5,5; H – 2-3; CL – good; F – conchoidal; M – tabular and lath-like crystals, botryoidal and radial aggregates.

Xanthoconite, 2 mm xx, Marienberg, Germany



Pyrostilpnite, 60 mm, Potosí, Bolivia



Origin and occurrence: Hydrothermal in ore veins together with proustite, pyrargyrite, acanthite, arsenic and calcite. Botryoidal masses with yellow crystals up to 7mm (¾ in) long come from Freiberg; other important localities are St. Andreasberg, Germany; Ste-Marie-aux-Mines, France; Cobalt, Ontario, Canada; Příbram, Třebesko and Jáchymov, Czech Republic.

Pyrostilpnite

Ag_3SbS_3

MONOCLINIC • •

Properties: C – hyacinth- to orange-red; S – orange-yellow; L – adamantine; D – translucent; DE – 6,0; H – 2; CLB perfect; F – conchoidal; M – tabular to lath-like crystals, radial aggregates.

Origin and occurrence: Hydrothermal in low-temperature veins, associated with pyrargyrite, stephanite, acanthite and other Ag minerals. The best crystals come from St. Andreasberg, Germany. Crystals up to 10 mm (¾ in) long were found in Příbram, Třebesko and Jáchymov, Czech Republic. It is also described from Colquechaca, Bolivia and Chañarcillo, Chile.

Samsonite



MONOCLINIC

Properties: C – steel-gray; S – dark red; L – metallic; D – opaque; DE – 5,5; H – 2,5; CL – none; F – conchoidal; M – prismatic striated crystals.

Origin and occurrence: The only locality, where it occurred in relatively larger amount, was the Samson mine in St. Andreasberg, Germany, where crystals up to 10 mm ($\frac{1}{8}$ in) across were found.

Chalcostibite



ORTHORHOMBIC

Properties: C – lead-gray, tarnishing to blue and green; S – lead-gray; L – metallic; D – opaque; DE – 5,0; H – 3-4; CL – perfect; F – conchoidal; M – long prismatic, striated crystals, granular, massive.

Origin and occurrence: Hydrothermal in ore veins, associated with jamesonite, chalcopyrite, tetrahedrite, stibnite, andorite and other minerals. Partly altered crystals up to 100 mm (4 in) long are known from Rar-el-Auz near Casablanca, Morocco. It is often in deposits in Bolivia (Huanchaca, Oruro, Colquechaca), where its crystals reach 10 mm ($\frac{3}{8}$ in)

Samsonite, 12 mm x, St. Andreasberg, Germany



Chalcostibite, 29 mm, Saint Pons, France



Emplectite, 60 mm, Schwarzenberg, Germany



in size. The world's best crystals up to 16 cm ($6\frac{1}{16}$ in) long were discovered recently near St Pons, France.

Emplectite



ORTHORHOMBIC • • •

Properties: C – gray to tin-white; S – gray; L – metallic; D – opaque; DE – 6,4; H – 2; CL – perfect; F – conchoidal to uneven; M – thin prismatic to acicular striated crystals.

Origin and occurrence: Hydrothermal in high-temperature veins associated with chalcopyrite,

Berthierite, 98 mm, Herja, Romania



Wittichenite, 50 mm, Wittichen, Germany



molybdenite, quartz, tetrahedrite and other minerals. Fine acicular crystals up to 30 mm ($1\frac{1}{16}$ in) long come from Krupka, Czech Republic. Crystallized specimens were also found in Wittichen and Johanngeorgenstadt, Germany; Colquijirca, Peru and in the Akenobe mine, Japan.

Wittichenite



ORTHORHOMBIC • • •

Properties: C – steel-gray to tin-white, tarnishing yellow to steel-gray; S – black; L – metallic; D – opaque; DE – 6,2; H – 2-3; CL – none; F – conchoidal; M – prismatic crystals, massive.

Origin and occurrence: Hydrothermal in ore veins, associated with other Bi minerals, Cu-Fe sulfides, selenides and secondary U minerals. It occurs in Wittichen, Germany; Baița Bihorului, Romania; Tsumeb, Namibia and Cerro de Pasco, Peru.

Berthierite



ORTHORHOMBIC • • •

Properties: C – dark steel-gray, tarnishing iridescent to brown; S – dark brown-gray; L – metallic; D – opaque; DE – 4,7; H – 2-3; CL – imperfect; M – long prismatic, striated crystals, fibrous, felt-like and radial aggregates.

Origin and occurrence: Hydrothermal in low-temperature Sb deposits. Acicular crystals up to 10 mm ($\frac{3}{8}$ in) long are known from the St. Antoni de Padua gallery in Kutná Hora, Czech Republic; thick prismatic crystals come from Poproň, Slovakia. Iridescent columnar aggregates up to 200 mm ($7\frac{1}{8}$ in) long occur in Herja, Romania. Fine specimens are known also from Oruro, Bolivia.

Stephanite, 8 mm xx, Zacatecas, Mexico



Stephanite

Ag_5SbS_4

ORTHORHOMBIC ● ●

Properties: C – black; S – black; L – metallic; D – opaque; DE – 6,3; H – 2-2,5; CL – imperfect; F – conchoidal; M – short prismatic to tabular striated crystals, massive.

Origin and occurrence: Late hydrothermal mineral in Ag deposits, associated with proustite, acanthite, silver, tetrahedrite, galena, sphalerite and pyrite. Crystals up to 40 mm ($1\frac{9}{16}$ in) long come from Příbram and Jáchymov, Czech Republic and from St. Andreasberg, Germany. Crystals up to 50 mm (2 in) across found in the Las Chispas mine, Arizpe, Sonora, Mexico and Hiendelaencina, Spain. Smaller crystals occurred in Freiberg, Schneeberg and Annaberg, Germany. *Application:* Ag ore.

Pearceite

$\text{Ag}_{16}\text{As}_2\text{S}_{11}$

MONOCLINIC ● ●

Properties: C – black; S – black; L – metallic; D – opaque; DE – 6,1; H – 3; CL – none; F – conchoidal to irregular; M – short prismatic to tabular crystals and rosette-like aggregates, massive.

Origin and occurrence: Hydrothermal in low- to medium-temperature deposits with acanthite, silver, proustite, quartz, barite and calcite. Crystals several mm across are known from Jáchymov, Moldava and Midinec, Czech Republic; from Arqueros, Chile and from the Veta Rica mine, Coahuila, Mexico. Crystals up to 12 mm ($\frac{15}{32}$ in) across were found in the Caribou mine, Colorado, USA; also in Dzhezkazgan, Kazakhstan.

Huge accumulations of almost pure pearceite occurred in the Mollie Gibson mine near Aspen, Colorado, USA.

Application: Ag ore.

Polybasite

$(\text{Ag,Cu})_{16}\text{Sb}_2\text{S}_{11}$

MONOCLINIC ● ●

Properties: C – black; S – black; L – metallic; D Bopaque; DE – 6,4; H – 2-3; CL – imperfect; F – uneven; M – pseudo-hexagonal tabular crystals, massive.

Origin and occurrence: Hydrothermal in low- to medium-temperature ore veins, associated with

Pearceite, 15 mm xx, Guanajuato, Mexico




Polybasite, 39 mm, Zacatecas, Mexico



pyrargyrite, tetrahedrite, stephanite, acanthite, quartz and other minerals. Crystals, several cm across, are known from Wolfach, St. Andreasberg, Freiberg and Schneeberg, Germany; also from Guanajuato, Mexico. The best specimens with tabular crystals up to 90 mm ($3\frac{3}{16}$ in) across come from the Las Chispas mine, Arizpe, Sonora, Mexico.
Application: Ag ore.

Lorandite, 10 mm x, Allchar, Macedonia



Lorandite



MONOCLINIC • •

Properties: C – crimson, lead-gray, it covers with a yellow coating; S – cherry-red; L – metallic to adamantine; D – translucent to transparent; DE – 5,5; H – 2-2,5; CL – perfect; M – short prismatic to tabular crystals, granular, massive.

Origin and occurrence: Hydrothermal, associated with stibnite, realgar, orpiment, pyrite and other minerals. Crystals up to 50 mm (2 in) across were found in Allchar, Macedonia. It is also known from Djijikrut, Tajikistan and from the cavities in dolomite from Lengenbach, Binntal, Switzerland.

Livingstonite



MONOCLINIC • •

Properties: C – black-gray; S – red; L – metallic to adamantine; D – opaque; DE – 5,0; H – 2; CL – perfect; M – acicular crystals, columnar and fibrous aggregates, massive.

Origin and occurrence: Hydrothermal in low-temperature veins, associated with cinnabar, stibnite, getchellite and other minerals. The best specimens with prismatic crystals up to 50 mm (2 in) long are known from Khaidarkan, smaller crystals only found from Kadamdzhai, Kyrgyzstan. It is also described from the La Cruz mine, Huitzuco, Guerrero, Mexico and from the Matsuo mine, Japan.

Livingstonite, 40 mm, Khaidarkan, Kyrgystan



Bournonite, 62 mm, Cornwall, UK



Bournonite

PbCuSbS_3

ORTHORHOMBIC ● ● ● ●

Properties: C – steel-gray to black; S – steel-gray to black; L – adamantine to dull; D – opaque; DE – 5,8; H – 2,5-3; CL – imperfect; F – conchoidal to uneven; M – short prismatic to tabular crystals, often striated, granular, massive.

Origin and occurrence: Hydrothermal in medium-temperature ore deposits, together with galena, tetrahedrite, pyrite, siderite and other minerals. The finest crystals, complex twins called cogwheel ore, over 50 mm (2 in) across come from the Herodsfoot mine near Liskeard, Cornwall, UK. Tabular crystals up to 40 mm ($1\frac{5}{16}$ in) across found in siderite cavities in Příbram, Czech Republic; large prismatic and tabular crystals known from Neudorf, Germany. Smaller crystals common in Cavnic and Baia Sprie, Romania. Crystals, up to 100 mm (4 in) across, occurred in Machacamarca, Bolivia. Crystals up to 40 mm ($1\frac{5}{16}$ in) come from Huancavelica, Peru. Crystals up to 100 mm (4 in) across reported from the Les Malines mine, France. Crystals up to 20 mm ($\frac{25}{32}$ in) across found at Chenzhou, Hunan province, China. *Application:* Pb, Cu and Sb ore.

Aikinite

PbCuBiS_3


ORTHORHOMBIC ● ●

Properties: C – black-gray, tarnishing brown; S – gray-black; L – metallic; D – opaque; DE – 7,3; H –

Aikinite, 2 mm xx, Rudňany, Slovakia



Betekhtinite, 10 mm xx, Dzhezkazgan, Kazakhstan



2-2,5; CL – imperfect; F – uneven; M – prismatic to acicular, striated crystals, massive.

Origin and occurrence: Hydrothermal in ore veins, associated with gold, pyrite, galena, tennantite and other minerals. It is common in quartz veins with gold in Berezovsk, Ural Mountains, Russia, where crystals up to 30 mm (1¹/₁₆ in) long were found; fine crystals come also from La Gardette, Bourg d'Oisans, France. Grains up to 50 mm (2 in) across occurred in the Outlaw mine, Nevada, USA. It is also known in metamorphic veins in Val d'Anniviers, Switzerland.

Betekhtinite

$\text{Cu}_{10}(\text{Fe,Pb})\text{S}_6$

ORTHORHOMBIC ● ●

Properties: C – black; S – black; L – metallic; D – opaque; DE – 6,1; H – 3-3,5; CL – good; M – acicular crystals, granular.

Origin and occurrence: Hydrothermal in ore deposits. The best specimens come from Dzhezkazgan as clusters of acicular crystals up to 70 mm (2³/₄ in) long, associated with bornite, chalcocite, djurleite and other minerals. Rich specimens found

in Kipushi Kipushi, Shaba, Zaire. Granular aggregates fairly common in calcite veinlets, cross-cutting Cu-bearing shales near Eisleben, Mansfeld, Germany.

Andorite

$\text{PbAgSb}_3\text{S}_6$

ORTHORHOMBIC ● ●

Properties: C – dark steel-gray, tarnishing to yellow and iridescent; S – black; L – metallic; D – opaque; DE – 5,4; H – 3-3,5; CL – none; F – conchoidal; M – prismatic and tabular striated crystals, massive.

Origin and occurrence: Hydrothermal in ore deposits, together with cassiterite, jamesonite, stannite and other minerals. The world's best specimens come from the Itos and San José mines in Oruro and the Tatasi mine in Potosí, Bolivia, where it forms crystals up to 30 mm (1¹/₁₆ in) across. Thin tabular crystals are known from Baia Sprie, Romania and from the Keyser mine, Nevada, USA. Needles up to 10 mm (1/2 in) long occurred in Třebísko, Czech Republic.

Application: ruda Ag.

Andorite, 45 mm, Oruro, Bolivia



Freieslebenite, 2 mm xx, Baia Sprie, Romania



Freieslebenite

AgPbSbS_3

MONOCLINIC • •

Properties: C – light steel-gray, lead-gray to silver-white; S – light steel-gray, lead-gray to silver-white; L – metallic; D – opaque; DE – 6,2; H – 2-2,5; CL – imperfect; F – conchoidal to uneven; M – prismatic, striated crystals.

Origin and occurrence: Hydrothermal in ore deposits, associated with acanthite, pyrrhgyrite, silver, galena, siderite and andorite.

Crystals up to 20 mm ($2\frac{5}{32}$ in) across come from the Santa Cecilia, Guadalajara, Spain; Freiberg, Germany;

Diaphorite, 5 mm xx, Příbram, Czech Republic



Oruro, Bolivia and from the Treasury Lode, Colorado, USA.

Diaphorite

$\text{Pb}_2\text{Ag}_3\text{Sb}_3\text{S}_3$

MONOCLINIC • •

Properties: C – steel-gray; S – steel-gray; L – metallic; D – opaque; DE – 6,0; H – 2,5-3; CL – none; F – conchoidal to uneven; M – prismatic striated crystals.

Origin and occurrence: Hydrothermal in medium-temperature ore veins, associated with galena,

Sartorite, 4 mm x, Binntal, Switzerland



sphalerite, pyrrargyrite, pyrite and other minerals. Beautiful striated crystals up to 10 mm ($\frac{1}{8}$ in) come from the cavities of quartz veins in Pöibram; rare small crystals, several mm across found in the cavities of quartz veins in the St. Antoni de Padua gallery in Kutná Hora, Czech Republic. Complicated combinations of crystals were described from Bräunsdorf, Germany. Crystals up to 80 mm ($\frac{3}{8}$ in) long occurred in Hiendelaencina, Guadalajara, Spain. It is also reported from Catorce, San Luis Potosí, Mexico.

Sartorite

PbAs_2S_4

MONOCLINIC ● ●

Properties: C – dark lead-gray; S – chocolate-brown; L – metallic; D – opaque; DE – 5,1; H – 3; CL – good; F – conchoidal; M – prismatic striated crystals. *Origin and occurrence:* Hydrothermal in dolomite, associated with tennantite, dufrenoyite, pyrite and realgar. The best crystals up to 100 mm (4 in) long come from Lengenbach, Binntal, Switzerland. It was also found in the Zuni mine, Colorado, USA.

Baumhauerite

$\text{Pb}_3\text{As}_4\text{S}_9$

TRICLINIC ●

Properties: C – lead- to steel-gray, tarnishing iridescent; S – chocolate-brown; L – metallic; D – opaque; DE – 5,4; H – 3; CL – perfect; F – conchoidal; M – tabular to short prismatic striated crystals, granular.

Origin and occurrence: Hydrothermal, associated with realgar and other sulfosalts. The best crystals up to 25 mm (1 in) across come from Lengenbach, Binntal, Switzerland. Massive aggregates were found in Hemlo, Thunder Bay, Ontario, Canada and Sterling Hill, New Jersey, USA.

Baumhauerite, 50 mm, Binntal, Switzerland



Rathite, 60 mm, Binntal, Switzerland



Rathite

$(\text{Pb,Tl})_3\text{As}_5\text{S}_{10}$

MONOCLINIC ●

Properties: C – lead-gray, tarnishing iridescent; S – chocolate-brown; L – metallic; D – opaque; DE – 5,3; H – 3; CL – perfect; F – conchoidal; M – prismatic striated crystals.

Origin and occurrence: Hydrothermal, associated with other Pb-Tl-As-S minerals. Crystals up to 10 mm ($\frac{1}{8}$ in) across come from dolomite in Lengenbach, Binntal, Switzerland.

Dufrenoyite

$\text{Pb}_2\text{As}_2\text{S}_5$

MONOCLINIC ● ●

Properties: C – lead- to steel-gray; S – red-brown to chocolate-brown; L – metallic; D – opaque; DE – 5,6; H – 3; CL – perfect; F – conchoidal; M – elongated striated tabular crystals.

Origin and occurrence: Hydrothermal low-temperature mineral, associated with rathite, sartorite, baumhauerite and realgar. Crystals up to 25 mm (1 in) across come from dolomite in Lengenbach, Binntal, Switzerland. Also found in Batopilas, Chihuahua, Mexico.

Dufrenoyite, 10 mm x, Binntal, Switzerland



Jordanite, 12 mm x, Binntal, Switzerland



Jordanite

$\text{Pb}_{14}(\text{As,Sb})_6\text{S}_{23}$

MONOCLINIC • •

Properties: C – lead-gray, tarnishing iridescent; S – black; L – metallic; D – opaque; DE – 6,4; H – 3; CL – perfect; F – conchoidal; M – tabular crystals, botryoidal aggregates.

Geocrinite, 70 mm, Příbram, Czech Republic



Origin and occurrence: Hydrothermal in low-temperature ore veins, also in metamorphic dolomites, together with tennantite, sphalerite, galena, dolomite and other minerals. The most famous crystals up to 50 mm (2 in) across come from cavities in dolomite in Lengenbach, Binntal, Switzerland. Tabular crystals occurred also in Săcăřimb, Romania. Botryoidal aggregates, growing on barite crystals, were described from the Yunosawa mine, Japan.

Geocrinite

$\text{Pb}_{14}(\text{Sb,As})_6\text{S}_{23}$

MONOCLINIC • •

Properties: C – light lead-gray; S – light lead-gray to gray-blue; L – metallic; D – opaque; DE – 6,4; H – 2,5; CL – good; F – uneven; M – tabular crystals, massive.

Origin and occurrence: Hydrothermal in ore veins, associated with galena, pyrite, tetrahedrite, barite, fluorite and quartz. Crystals, up to 80 mm ($3\frac{1}{8}$ in) across, come from Pietrasanta, Italy. Crystals up to 90 mm ($3\frac{7}{16}$ in) found in Virgem da Lapa, Brazil. Tabular crystals up to 40 mm ($1\frac{5}{16}$ in) across occurred in the Kilbricken mine, Ireland. Massive aggregates are known from Příbram, Czech Republic.

Zinkenite

$\text{Pb}_9\text{Sb}_{22}\text{S}_{42}$

HEXAGONAL ● ● ●

Properties: C – steel-gray, tarnishing iridescent; S – steel-gray; L – metallic; D – opaque; DE – 5,3; H – 3-3,5; CL – imperfect; F – uneven; M – thin prismatic striated crystals, radial to felt-like aggregates, massive.

Origin and occurrence: Hydrothermal in ore veins, associated with stibnite, jamesonite, boulangierite, bournonite, stannite and other minerals. Crystals up to 50 mm (2 in) across are known from the Itos and San José mines in Oruro, Bolivia. It was also found in Wolfsberg, Germany; St. Pons, France; Săcărîmb and Baia Sprie, Romania.

Jamesonite

$\text{Pb}_4\text{FeSb}_6\text{S}_{14}$

MONOCLINIC ● ● ● ●

Properties: C – gray-black, tarnishing iridescent; S – gray-black; L – metallic; D – opaque; DE – 5,8; H – 2,5; CL – good; F – uneven; M – acicular crystals, fibrous and felt-like aggregates, massive.

Zinkenite, 39 mm, Oruro, Bolivia



Jamesonite, 30 mm xx, Sombrerete, Mexico



Origin and occurrence: Hydrothermal in medium- and low-temperature base metal ore veins, associated with other Pb-sulfosalts, pyrite, sphalerite, galena, tetrahedrite, quartz and other minerals. Needles up to 80 mm (3 1/8 in) long occur in many localities in Bolivia (Tasna; Bolivia mine, Poopó; San José and Itos mines, Oruro). It also comes from Wolfsberg and Freiberg, Germany; Nižná Slaná, Slovakia and Sombrerete, Zacatecas, Mexico.

Application: Pb and Sb ore.

Semseyite

$\text{Pb}_9\text{Sb}_8\text{S}_{21}$

MONOCLINIC • •

Properties: C – gray to black; S – black; L – metallic; D – opaque; DE – 6,1; H – 2,5; CL – perfect; M – tabular and prismatic crystals and their rosette-like aggregates.

Origin and occurrence: Hydrothermal in medium-temperature veins, associated with jamesonite, bournonite, zinkenite, sphalerite and other minerals. Fine rosette-like aggregates of crystals over 10 mm ($\frac{3}{8}$ in) across come from Baia Sprie, Herja and Rodna, Romania. It was also found in the San José mine, Oruro, Bolivia; Wolfsberg, Germany and Huancavelica, Peru.

Boulangerite

$\text{Pb}_5\text{Sb}_4\text{S}_{11}$

MONOCLINIC • • • •

Properties: C – lead-gray; S – brownish; L – metallic to silky; D – opaque; DE – 6,2; H – 2,5-3; CL –

Semseyite, 40 mm, Cavnic, Romania



good; M – acicular striated crystals, fibrous and felt-like aggregates.

Origin and occurrence: Hydrothermal in low- and medium-temperature ore veins, together with other Pb sulfosalts, galena, sphalerite and other minerals. Fine needles over 100 mm (4 in) long come from cavities in quartz in Příbram, Czech Republic. It is common in the Coeur d'Alene district, Idaho, USA. Acicular crystals up to 30 cm (12 in) long were found in Trepça, Serbia and Leadville, Colorado, USA. It is also known from Wolfsberg, Germany and Bolivia (Colquechaca, Huanuni, Isca-Isca).

Cosalite

$\text{Pb}_2\text{Bi}_2\text{S}_5$

ORTHORHOMBIC • • •

Properties: C – lead- to steel-gray, silver-white; S – black; L – metallic; D – opaque; DE – 7,1; H – 2,5-3; CL – none; F – uneven; M – prismatic to acicular crystals, radial and fibrous aggregates.

Origin and occurrence: Magmatic in pegmatites, hydrothermal in medium-temperature deposits; also metamorphic, associated with sphalerite, chalc-

Boulangerite, 40 mm, Zacatecas, Mexico





pyrite, pyrite, cobaltite and other minerals. Elongated crystals are known from Crodo, Italy. Fine needles up to 40 mm (1⁹/₁₆ in) long, included in quartz crystals, were found in Kara-Oba, Kazakhstan. It occurs also in Au deposits (Homestake mine, South Dakota, USA) or in skarns (Baița Bihorului, Romania).

Kobellite

Pb₂₂Cu₄(Bi,Sb)₃₀S₆₉

ORTHORHOMBIC • • •

Properties: C – black-gray to steel-gray; S – black; L – metallic; D – opaque; DE – 6,5; H – 2,5-3; CL – good; M – fibrous aggregates, granular, massive.

Origin and occurrence: Hydrothermal in high-temperature veins and pegmatites, together with cobaltite, arsenopyrite, chalcopyrite and other minerals. It is known from a sulfide rich pegmatite in the Superior Stone quarry, North Carolina, USA. Massive aggregates are common in Jedl'ovec, Slovakia. It was originally described from the Hvena mine near Åskersund, Sweden.

Kobellite, 20 mm xx, Rožňava, Slovakia



Realgar, 64 mm, Shimen, China



Realgar

AsS

MONOCLINIC ● ● ● ●

Properties: C – red to orange-yellow; S – orange-red to red; L – resinous to greasy; D – transparent to translucent; DE – 3,6; H – 1,5-2; CL – good; F – conchoidal; M – prismatic striated crystals, granular, massive.

Orpiment, 40 mm, Baia Sprie, Romania



Origin and occurrence: Hydrothermal in low-temperature veins, associated with other As-Sb minerals; also as a sublimation product of volcanic gasses, in hot springs and sediments. The most beautiful crystals over 100 mm (4 in) long come from Shimen, Hunan, China. Crystals up to 70 mm (2¾ in) long occurred in the Getchell mine, Nevada, USA. Crystals up to 80 mm (3⅛ in) long were found in Lengenbach, Binnental, Switzerland. Crystals are also known from Baia Sprie, Romania. Massive aggregates are common in Allchar, Macedonia.

Orpiment

As₂S₃

MONOCLINIC ● ● ● ●

Properties: C – lemon-yellow to bronze-yellow; S – light lemon-yellow; L – resinous to pearly; D – transparent to translucent; DE – 3,5; H – 1,5-2; CL – perfect; M – prismatic crystals, foliated and fibrous aggregates.

Origin and occurrence: Hydrothermal in low-temperature veins, together with realgar, stibnite, calcite etc., also from hot springs and fumaroles. It is also a common product of realgar oxidation. The best crystals up

to 100 mm (4 in) long come from Shimen, Hunan, China. Fine cleavable lamellae occur in Lukhumi, Georgia and Men-Kyule, Yakutia, Russia. Crystals up to 50 mm (2 in) across found in the La Libertad mine, Quiruvilca and Huayllapon, Ancash, Peru. Crystals up to 80 mm (3 1/8 in) long described from the Getchell mine, Nevada, USA.. Fine specimens are also known from Allchar, Macedonia and Khaidarkan, Kyrgyzstan.
Application: As ore, pigment.

Getchellite

AsSbS₃

MONOCLINIC ● ●

Properties: C – dark red, tarnishing green and iridescent; S – orange-red; L – pearly to glassy, resinous; D – transparent; DE – 4,0; H – 1,5-2; CL – perfect; F – splintery; M – imperfect curved crystals, massive.

Origin and occurrence: Hydrothermal in low-temperature ore deposits, associated with orpiment,


Orpiment, 35 mm, Huayllapon, Peru



Getchellite, 60 mm, Khaidarkan, Kyrgyzstan

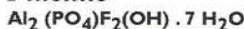


realgar, stibnite, cinnabar and other minerals. It was described from the Getchell mine, Nevada, USA. Beautiful specimens with grains up to several cm across come from Khaidarkan, Kyrgyzstan. It is also known from Zarehshuran, Kurdistan, Iran.



3. Halides

Fluellite



ORTHORHOMBIC ● ● ●

Properties: C – colorless, white, yellow; S – white; L – vitreous; D – transparent; DE – 2.2; H – 3; CL – imperfect; M – dipyramidal crystals.

Origin and occurrence: Hydrothermal in greisens, also secondary as a result of triplite alteration. Crystal druses over 10 mm ($\frac{2}{3}$ in) in size come from Horní Slavkov, Czech Republic. Very similar specimens were found in Stenna Gwyn near St. Austell, Cornwall, UK. Also found in pegmatites in Kynzsvart, Czech Republic and in Hagendorf, Germany as a product of triplite alteration.

Cryolite



MONOCLINIC ● ● ●

Properties: C – colorless, white, purple, brownish; S – white; L – greasy to pearly; D – transparent to translucent; DE – 3; H – 2.5; CL – none; F – uneven; M – pseudo-cubic crystals, massive.

Fluorite, 67 mm, Berbes, Spain

Cryolite, 35 mm, Ivigtut, Greenland

Fluellite, 10 mm x, Horní Slavkov, Czech Republic



Origin and occurrence: Characteristic mineral of the cryolite pegmatites. Crystals up to 30 mm ($1\frac{1}{16}$ in) in size were found in Ivigtut, Greenland, where it was mined as the Al ore for more than 100 years. It was associated with other aluminofluorides, sphalerite, cassiterite, ferrocolumbite and other minerals. It is also known from the Francon quarry in Montreal, Quebec, Canada in crystals up to 10 mm ($\frac{2}{3}$ in) across. Massive cryolite occurs in Miass, Ural Mountains, Russia and in St. Peter's Dome, Pikes Peak batholith, Colorado, USA.

Application: it was an important Al ore.



Creedite, 70 mm, Santa Eulalia, Mexico



Creedite

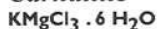


ORTHORHOMBIC • • • •

Properties: C – colorless, white, purple; S – white; L – vitreous; D – transparent; DE – 2.7; H – 4; CL – perfect; F – conchoidal; M – short prismatic to acicular crystals, granular, massive.

Origin and occurrence: Hydrothermal, associated with fluorite and barite. Purple crystals, several cm long, come from Wagon Wheel Gap near Creede, Colorado, USA. Nice druses were found in Santa Eulalia, Chihuahua, Mexico. The best creedite specimens with purple crystals up to 30 mm ($1\frac{1}{16}$ in) long were recently found in Akcha-tau, Kazakhstan.

Carnallite



ORTHORHOMBIC • • • • •

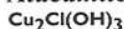
Properties: C – colorless, white, yellowish, red, blue; S – white; L – vitreous to greasy; DE – 1.6; H – 1-2; CL – none; F – conchoidal; M – pseudo-hexagonal

pyramidal and tabular crystals, granular; LU – strong; R – decomposes under wet conditions.

Origin and occurrence: Sedimentary, one of the last products of evaporation of salty solutions; also supergene as a product of a reaction of older salts with solutions, rich in potassium, associated with halite, sylvite and other minerals. Crystals up to 40 mm ($1\frac{1}{16}$ in) across are known from the vicinity of Carlsbad, New Mexico, USA. Nice crystals come also from Stassfurt and Alexanderhall, Germany. Massive aggregates are common in many salt deposits, like in Saskatchewan, Canada; in Kalush, Ukraine and elsewhere.

Application: the most important potassium salt, used as fertilizer and for production of metal Mg.

Atacamite




ORTHORHOMBIC • • • •

Properties: C – emerald-green, black-green; S – green; L – vitreous; D – translucent; DE – 3.8; H – 3-3.5; CL – perfect; F – conchoidal; M – prismatic crystals, columnar, radial and lamellar aggregates, granular, massive.

Origin and occurrence: Secondary in the oxidation zone of Cu deposits in the arid climate, associated with other Cu minerals. Crystals up to 10 mm ($\frac{1}{8}$ in) long were described from Burra district, Southern Australia, Australia. Crystals up to 10 mm ($\frac{1}{8}$ in) across come from Tsumeb, Namibia; also from Bisbee, Arizona, USA. Rich aggregates of acicular crystals occur in many localities in Atacama province, Chile (Copiapó, Remolinos).

Carnallite, 80 mm, Merkers, Germany



Atacamite, 78 mm, Atacama, Chile



Boleite

$\text{Pb}_{26}\text{Ag}_9\text{Cu}_{24}\text{Cl}_{62}(\text{OH})_{48}$

CUBIC ●

Properties: C – blue; S – blue; L – pearly; D – translucent; DE – 5.1; H – 3-3.5; CL – perfect; M – cubic crystals; R – soluble in water.

Origin and occurrence: Secondary, originated in the oxidation zone of Cu deposits in the arid climate. By far the best specimens were found in Boléo, Baja California, Mexico, where cubes up to 25 mm (1 in) in size were found. It is also known from Phillipsburg, Montana, USA and Challacollo, Chile.

Boleite, 65 mm, Santa Rosalia, Mexico



Cumengite, 21 mm, Boléo, Mexico



Cumengite

$\text{Pb}_{21}\text{Cu}_{20}\text{Cl}_{42}(\text{OH})_{40}$

TETRAGONAL •

Properties: C – indigo-blue; S – blue; L – vitreous; D – translucent; DE – 4.7; H – 2.5; CL – good; M – tetragonal pyramidal crystals, also epitaxially overgrown on

Iodargyrite, 2 mm xx, Rudabánya, Hungary



boleite cubes. *Origin and occurrence:* Secondary in the oxidation zone of Cu deposits in the arid climate, associated with boleite. The largest crystals up to 35 mm (1 1/8 in) are known from Boléo, Baja California, Mexico. It is also reported from Newport Beach near Falmouth, Cornwall, UK.

Iodargyrite

$\beta\text{-AgI}$

HEXAGONAL • • •

Properties: C – colorless, tarnishes to yellow; S – yellow; L – adamantine; D – transparent to translucent; DE – 5.7; H – 1-1.5; CL – perfect; F – conchoidal; M – prismatic to tabular crystals, granular, massive.

Origin and occurrence: Secondary, product by oxidation of Ag ores, with other Ag minerals. Common greenish crystals over 10 mm (3/8 in) in size occur in Broken Hill, New South Wales, Australia. Also found in Vrančice, Czech Republic; Tonopah, Nevada, USA; Chañarcillo and Copiapó, Chile.

Villiaumite

NaF

CUBIC • • •

Properties: C – dark red; S – white; L – vitreous; D – transparent to translucent; DE – 2.8; H – 2-2.5; CL – perfect; M – small crystals, granular, massive; R – soluble in water.

Origin and occurrence: Late mineral in cavities in alkaline igneous rocks (nepheline syenites). Crystals, several cm long, are known from the Rasvumchorr Mountain, Khibiny massif, Kola Peninsula, Russia; only slightly smaller crystals come from Mont St.-Hilaire, Quebec, Canada and Illimaussaq, Greenland.

Villiaumite, 10 mm xx, Khibiny Massif, Kola, Russia



Halite, 55 mm, Trona, U.S.A.



Halite

NaCl

CUBIC ● ● ● ● ●


Properties: C – colorless, gray, white, red, blue; S – white; L – vitreous; DE – 2.2; H – 2; CL – perfect; F – conchoidal; M – cubic crystals, granular, massive; R – soluble in water.

Origin and occurrence: Product of high-temperature fumaroles (Etna, Mt. Vesuvius; Italy); mainly sedi-

mentary, as a result of evaporation of sea water, associated with sylvite, carnallite and other minerals. Very fine cubes over 10 mm ($\frac{3}{8}$ in) are known from Wieliczka and Bochnia, Poland. Blue cleavable aggregates are found in Bernburg, Germany. Salt deposits in Austria (Hallstatt, Hallein) are also important. Huge halite deposits, associated with potassium salts are mined in the vicinity of Stassfurt, Germany. Fine skeletal crystals are known from many localities in California, USA.

Application: food and chemical industries.

Halite, 18 mm xx, Sonora, Mexico



Sylvite, 77 mm, California, U.S.A.



Sylvite
KCl

CUBIC • • •

Properties: C – white, gray, blue, red; S – white; L – vitreous; D – transparent; DE – 2; H – 2; CL – perfect; F – uneven; M – cubic crystals and their combinations; granular, massive; R – soluble in water.

Origin and occurrence: Sedimentary as a result of evaporation of sea water, together with halite, carnallite and other minerals. Nice cubes up to 50 mm (2 in) come from Stassfurt; it forms stalactites in Wathlingen, Germany. Crystals are also known from Kalush, Ukraine and from Salton Sea, California, USA, where it occurs as octahedra on halite crystals.

Application: chemical industry.

Calomel, 30 mm, Terlingua, U.S.A.



Sal ammoniac, 10 mm x, Bátánytereny, Hungary



Sal ammoniac
NH₄Cl

CUBIC • • •

Properties: C – colorless, white, gray, yellow, brown; S – white; L – vitreous; D – transparent; DE – 1.5; H – 1-2; CL – imperfect; F – conchoidal; M – combinations of cubic crystals, dendritic and skeletal aggregates; earthy.

Origin and occurrence: Typical mineral for fumaroles and burning coal dumps, associated with sulfur and other minerals. Complicated crystals are known from Mt. Vesuvius, Etna and Vulcano, Italy. Crystals over 10 mm (3/8 in) in size occurred on burning coal dumps near Kladno, Czech Republic; similar from localities in Eastern Pennsylvania, USA and near Ste-Etienne, France.

Calomel
HgCl

TETRAGONAL • • •

Properties: C – colorless, white, gray, brown, it darkens on air; S – white; L – adamantine; D – transparent to translucent; DE – 7.2; H – 1.5; CL – good; F – conchoidal; M – tabular to pyramidal crystals, coatings, earthy; LU – dark red.

Origin and occurrence: Secondary as a result of alteration of Hg minerals, associated with cinnabar, mercury and other minerals. Crystals were found in Moschellandsberg, Germany; Avala, Serbia;

Khaidarkan, Kyrgyzstan and Terlingua, New Mexico, USA.

Fluorite

CaF_2

CUBIC ●●●●●

Properties: C – colorless, white, yellow, red, green, blue, purple, brown, black; S – colorless; L – vitreous; D – transparent to translucent, opaque; DE – 3.2; H – 4; CL – perfect; F – conchoidal to splintery; M – combinations of cubic crystals, granular, massive; LU – blue, blue-green, also phosphorescent.

Origin and occurrence: Rare magmatic, mainly hydrothermal and metasomatic. Associations are very diverse, depending on a type of the deposit, in which it occurs. Beautiful crystals are known from many localities all over the world. Pink octahedra, several cm in size, are known from pegmatites in Nagar, Pakistan. Nice crystals were also found in greisens in Cornwall, UK (Wheal Mary mine) and from Horní Slavkov, Czech Republic. Beautiful green cubes up to 20 cm across and colorless cubes up to 10 mm ($\frac{1}{8}$ in) across from Dalnegorsk, Russia are of hydrothermal origin. Famous green and purple crystals come from Alston Moor and Weardale, England, UK. Nice pink octahedra up to 30 mm ($1\frac{1}{16}$ in) occurred in Huanzala, Peru. Beautiful

Fluorite, 50 mm, Argentina



ful yellow cubes up to 50 mm (2 in) associated with barite, are known from Halsbrücke and Annaberg, Germany. Purple complex combinations of crystals come from La Collada, Spain. Mainly purple cubes up to 10 mm ($\frac{1}{8}$ in) occurred in Rosiclare, Illinois; in association with honey-yellow calcite crystals are known from the Elmwood mine, Tennessee; similar occurrences are also in several localities in Kentucky, USA. The most valuable fluorite specimens are pink octahedra up to 150 mm (6 in) from Göschenen, Switzerland; Mont Blanc massif, France and other Alpine localities.

Application: metallurgy, chemical industry, special optics, optika.

Fluorite, 23 mm x, Chamonix, France



+

←



4. Oxides

Cuprite

Cu_2O

CUBIC • • • •

Varieties: chalcotrichite (acicular to hair-like crystals)
Properties: C – red; S – red; L – adamantine to sub-metallic; D – transparent to translucent; DE – 5.8-6.2; H – 3.5-4; CL – imperfect; F – conchoidal to uneven; M – combinations of cubic crystals, hair-like aggregates, granular, massive.

Origin and occurrence: Secondary, as a result of the oxidation of Cu sulfides. Crystals up to 150 mm (6 in) in size, covered with malachite, occur in Onganja, Namibia. Shiny octahedra, up to 40 mm ($1\frac{5}{16}$ in) in size, come from the Mashamba West mine, Zaire. Acicular and fibrous crystals of the chalcotrichite variety were found in Bisbee, Arizona, USA. Combinations of cubic crystals, covered with malachite, are known from Chessy near Lyon, France. Crystals up to 30 mm ($1\frac{1}{16}$ in) across are reported from Tsumeb, Namibia.
Application: important Cu ore.

Zincite

ZnO

HEXAGONAL • •

Properties: C – yellow, orange, red; S – orange-yellow; L – adamantine; D – transparent to trans-

Amethyst, 122 mm, Guerrero, Mexico
Cuprite, 18 mm x, Mashamba West, Zair



Zincite, 11 mm x, Franklin, U.S.A.



lucent; DE – 5.7; H – 4.5-5; CL – perfect; F – conchoidal; M – pyramidal crystals, granular, massive.

Origin and occurrence: Metamorphic, associated with willemite and franklinite. It forms very rare crystals up to 40 mm ($1\frac{5}{16}$ in) in size in the metamorphosed Zn deposits in Franklin and Sterling Hill, New Jersey, USA, it is mostly granular and massive. Zincite crystals and aggregates of vitreous luster from Poland, which are offered at the mineral shows, are not of a natural origin, there are smelter products.

Chalcotrichite, 50 mm, Bisbee, U.S.A.



Tenorite

CuO

MONOCLINIC

Properties: C – steel-gray to black; S – gray; L – metallic; D – opaque; DE – 6.5; H – 3.5; CL – imperfect; F – uneven to conchoidal; M – thin tabular to scaly crystals, earthy, massive.

Origin and occurrence: Secondary, in the oxidation zone of Cu deposits, together with other Cu supergene minerals. It was common in Cu deposits in the Keweenaw Peninsula, Michigan, USA. It was mined as Cu ore in Bisbee, Globe and Morenci, Arizona, USA. Thin tabular crystals are known from Tsumeb, Namibia.

Spinel

MgAl₂O₄

CUBIC

Varieties: pleonast (black)

Properties: C – pink, red, green, blue, brown, black; S – white; L – vitreous to dull; D – transparent to opaque; DE – 3.6; H – 7.5-8; CL – imperfect; F – conchoidal to uneven; M – octahedral crystals, granular, massive.

Origin and occurrence: Magmatic, metamorphic, also in placers, associated with corundum, sillimanite and other minerals. Large pleonast crystals reaching up to 150 mm (6 in) were found in the Aldan massif, Yakutia,

Spinel, 10 mm x, Mogok, Burma



Tenorite, 3 mm xx, Bisbee, U.S.A



Russia. Fine crystals weighing up to 14 kg (30 lb 12 oz) come from Amity, New York. Crystals up to 120 mm (4⁷/₁₆ in) across are known from Sterling Hill, New Jersey. Blue crystals of spinel come from Bolton, Massachusetts, USA and South Burgess, Ontario, Canada. Gemmy pink and red crystals up to 20 mm (2²/₃ in) reported near Ratnapura, Sri Lanka and in Mogok, Burma. Fine pink crystals up to 50 mm (2 in) in size occur in Kukh-i-lal, Tajikistan.

Application: gemstone.

Gahnite

ZnAl₂O₄

CUBIC

Properties: C – black-green, black; S – gray; L – vitreous to greasy; D – translucent to opaque; DE –

Pleonast, 15 mm xx, Vietnam



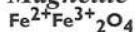
Gahnite, 90 mm, Broken Hill, Australia



4.4-4.6; H – 7.5-8; CL – imperfect; F – conchoidal to uneven; M – octahedral crystals, granular.

Origin and occurrence: Magmatic and metamorphic, associated with wolframite, chalcopyrite and other minerals. Crystals up to 120 mm ($4\frac{7}{16}$ in) in size come from Franklin and Sterling Hill, New Jersey, USA. Crystals from Broken Hill, New South Wales, Australia reached up to 30 mm ($1\frac{3}{16}$ in). Blue-green crystals were found in Rowe, Massachusetts, USA. Cuttable blue crystals occur near Gidan Wayo, Nigeria.

Magnetite



CUBIC • • •

Properties: C – black; S – black; L – metallic; D – opaque; DE – 5.2; H – 5.5-6.5; CL – none; F – un-


Magnetite, 20 mm x, Chester, U.S.A.



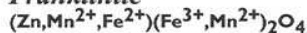
even to conchoidal; M – octahedral crystals, granular, massive.

Origin and occurrence: Magmatic, hydrothermal and metamorphic, rare sedimentary. Parageneses differ according to the origin. Fine crystals up to 170 mm ($6\frac{11}{16}$ in) in size, come from Traversella, Italy. A crystal 25 cm ($9\frac{13}{16}$ in) in size was found in Västanafors, Sweden. Fine crystals up to 40 mm ($1\frac{9}{16}$ in) occur in Dashkesan, Azerbaijan, where it is associated with andradite, epidote and apatite. Beautiful shiny octahedra up to 40 mm ($1\frac{9}{16}$ in) are known from Alpa Lercheltini, Binnental, Switzerland. Rare cubes up to 20 mm ($2\frac{3}{32}$ in) on edge come from the ZCA No.4 mine, Balmat, New York, USA.. Magnetite crystals reaching up to 10 cm were found in pegmatites in Jaguarauçu, Minas Gerais, Brazil. Crystals up to 20 cm ($7\frac{7}{8}$ in) in size reported from the Gardiner complex, Greenland. Crystals up to 50 mm (2 in) were lately found in Kovdor, Kola Peninsula, Russia. *Application:* Fe ore.

Franklinite, 30 mm, Sterling Hill, U.S.A.



Franklinite




CUBIC ● ● ●

Properties: C – black; S – dark brown; L – metallic; D – opaque; DE – 5.1-5.5; H – 6; CL – none; F – uneven to conchoidal; M – octahedral crystals, granular, massive.

Origin and occurrence: Metamorphic, associated with willemite, zincite and other minerals. The only localities, where it is common and occurs in very large accumulations, are Franklin and Sterling Hill, New Jersey, USA. Crystals up to 170 mm ($6\frac{1}{16}$ in)

Chromite, 87 mm, Finland



across are known from there. It is rare in Langban, Sweden and Ocna de Fier, Romania.

Application: Zn ore.

Chromite



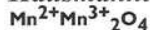
CUBIC ● ● ●

Properties: C – black; S – brown; L – metallic; D – opaque; DE – 4.5-4.8; H – 5; CL – none; F – uneven; M – octahedral crystals, granular, massive.

Origin and occurrence: Magmatic, together with magnetite, uvarovite and other minerals. Rare crystals reaching up to 10 mm ($\frac{3}{8}$ in) are known from Uzun Damar, Turkey. It occurs mostly massive, like in deposits in Bushveld, South Africa; in Sarany, Ural Mountains, Russia and in Guleman, Turkey.

Application: Cr ore.

Hausmannite



TETRAGONAL ● ● ●

Properties: C – black; S – brown; L – submetallic; D – opaque; DE – 4.8; H – 5.5; CL – perfect; F – uneven; M – pseudo-octahedral crystals, granular, massive.

Origin and occurrence: Hydrothermal in high-temperature Mn deposits, also as a product of the contact metamorphism. The best specimens with crystals up to 30 mm ($1\frac{3}{16}$ in) in size come from the N'Chwaning mine, Kuruman, South Africa. Smaller crystals were found in Ilfeld and Ilmenau, Germany. It also occurred as fine crystals in Langban and Jakobsberg, Sweden.

Minium, 60 mm, Broken Hill, Australia



Minium
 $\text{Pb}^{2+}_2\text{Pb}^{4+}\text{O}_4$


TETRAGONAL ● ● ●

Properties: C – red, S – orange-yellow; L – dull to greasy; D – opaque; DE – 8.9; H – 2.5; CL – perfect;

Hausmannite, 42 mm, Kuruman, South Africa

M – earthy and pulverulent aggregates, massive.

Origin and occurrence: Secondary mineral, as a result of the galena oxidation. It occurs in Langban, Sweden; in Anarak, Iran; in Leadhills, Scotland, and in Broken Hill, New South Wales, Australia.



Chrysoberyl, 35 mm, Espirito Santo, Brazil



Chrysoberyl

BeAl₂O₄

ORTHORHOMBIC • • •

Varieties: alexandrite

Properties: C – yellow-green, yellow, blue-green, alexandrite is green in daylight, purple in artificial

Alexandrite, 75 mm, Malyshevo, Russia

light; S – white; L – vitreous; D – transparent to translucent; DE – 3.8; H – 8.5; CL – good; F – conchoidal to uneven; M – thin to thick tabular crystals common cyclic twins.

Origin and occurrence: Magmatic in pegmatites, prevailing as metamorphic, in association with schorl, phenakite and other minerals. Twins up to 22 cm (8¹¹/₁₆ in) occurred near Pancas, Espirito Santo, Brazil. Complicated twins up to 100 mm (4 in) in



size come from Ambatondrazaka and other localities in Madagascar. Tabular crystals several cm in size, embedded in the sillimanitic rock, were found in Mar'ikovo, Czech Republic. Fine alexandrite crystals up to 80 mm (3 1/8 in) are known from Malyshevo, Ural mountains, Russia, together with emerald and phenakite. Alexandrite crystals reach up to 30 mm (1 1/16 in) in Nyanda, Zimbabwe. Gemmy chrysoberyls, commonly with a cat's eye effect, come from the vicinity of Ratnapura, Sri Lanka.

Application: gemstone.

Valentinite

Sb_2O_3

ORTHORHOMBIC ● ● ●

Properties: C – colorless, white, brownish; S – white; L – adamantine; D – transparent to translucent; DE – 5.7-5.8; H – 2.5-3; CL – perfect; M – prismatic to tabular crystals, radial aggregates, massive.

Origin and occurrence: Secondary mineral, originated in the oxidation of stibnite. The best specimens with crystals up to 30 mm (1 1/16 in) were found in Příbram, Czech Republic. Fine crystals come also from Bräunsdorf, Germany. Crystals up to 20 mm (25/32 in) long occur in Oruro, Bolivia. Beautiful radial aggregates up to 40 mm (1 1/16 in) in diameter, associated with kermesite, are known from Pezinok and Pernek, Slovakia. Pseudo-morphs after stibnite crystals up to 35 cm (13 3/8 in) long, are reported from the Xikouangshan Mine, Lengshuijiang, China.

Arsenolite

As_2O_3

CUBIC ● ● ●

Properties: C – white; S – white; L – vitreous; D – transparent to translucent; DE – 3.9; H – 1.5; CL – good; F – conchoidal; M – octahedral crystals, crusts, coatings; R – soluble in water.

Arsenolite, 3 mm xx, Récsk, Hungary



Valentinite, 40 mm, Nicolet, Canada



Origin and occurrence: Secondary mineral, resulting from the oxidation of As ores. Poorly developed crystals several mm long, occur in Jáchymov, Czech Republic; in Johanngeorgenstadt and St. Andreasberg, Germany. Crystals up to 20 mm (25/32 in) long originated during a mine fire in the White Caps mine, Nevada, USA.

Senarmontite

Sb_2O_3

CUBIC ● ● ●

Properties: C – white, light gray; S – white; L – greasy, vitreous to adamantine; D – transparent to opaque; DE – 5.2-5.8; H – 2-2.5; CL – imperfect; F – uneven; M – octahedral crystals, granular, massive.

Origin and occurrence: Secondary, produced by stibnite oxidation, with valentinite and cerussite. The finest crystals up to 30 mm (1 1/16 in) in size come from Djebel Hammimate, Algeria. Also occurred in Cetine, Italy and in Dúbrava, Slovakia.

Senarmontite, 3 mm xx, Pernek, Slovakia



Bixbyite, 11 mm x, Thomas Range, U.S.A.



Bixbyite
 $(\text{Mn}^{3+}, \text{Fe}^{3+})_2\text{O}_3$

CUBIC • •

Properties: C – black; S – black; L – metallic to sub-metallic; D – opaque; DE – 5; H – 6-6.5; CLB imperfect; F – conchoidal to uneven; M – cubic crystals, also twins.

Origin and occurrence: Hydrothermal in rhyolite cavities and metamorphic. Cubes up to 12 mm ($1\frac{1}{2}$ in) are found together with topaz in Thomas Range, Utah, USA. Crystals up to 25 mm (1 in) occurred in

Corundum, 10 mm xx, Miass, Russia



Leucosapphire, 30 mm, Sri Lanka



the Postmasburg mine, South Africa. Crystals up to 80 mm (3 $\frac{1}{8}$ in) come from Ultevis, Sweden.

Corundum
 Al_2O_3

TRIGONAL • • • • •


Varieties: ruby, sapphire, leucosapphire, emery

Properties: C – colorless (leucosapphire), yellow, pink, red (ruby), blue (sapphire), purple, green,

Ruby, 15 mm xx, Kola, Russia



Corundum, 4 mm, Montana, U.S.A.



Ruby, 16 mm x, Jegdalek, Afghanistan



gray; S – white; L – vitreous to adamantine; D – transparent to opaque; DE – 4.0-4.1; H – 9; CL – none; F – conchoidal to uneven; M – long prismatic to barrel-like crystals, pebbles; LU – rare dark red.

Origin and occurrence: Magmatic in andesites, pegmatites and basalts, metamorphic and in placers, in association with andalusite, topaz, spinel and other minerals. Crystals of common corundum weighed up to 30 kg (66 lb) near Bancroft, Ontario, Canada. A crystal, weighing 151 kg (333 lb 3 oz) was also found in the Letaba district, South Africa. Sapphire crystals weighing up to 20 kg (44 lb), come from the vicinity of Ratnapura and Rakwana, Sri Lanka. Fine sapphire crystals are also known from Kashmir, India. Rough gem sapphire is mined from the Yogo Gulch sediments in Montana, USA and from Anikia, Queensland, Australia. Fine blue crystals up to 50 mm (2 in) long, occur near Miass, Ural mountains, Russia. Ruby is even much rarer variety of corundum. Its beautiful crystals up to 50 mm (2 in) long come from Jegdalek, Afghanistan; Mogok, Burma and from Luc Yen, Vietnam. Prismatic crystals of opaque ruby, up to 40 mm (1¹¹/₁₆ in) in size were found in the Khit Island near Kola Peninsula, Russia. Ruby crystals up to 30 cm (12 in) in size embedded in green zoisite from the vicinity of Arusha, Tanzania are very decorative. *Application:* emery as abrasive material, sapphire and ruby as gemstones.

Sapphire, 41 mm, Kashmir, India



Hematite, 50 mm, La Fibbia, Switzerland



Hematite



TRIGONAL ● ● ● ● ●

Properties: C – red, gray, black; S – red; L – metallic, dull; D – opaque; DE – 5.3; H – 6-6.5, earthy to 1; CL – none; F – uneven to conchoidal; M – thick to thin tabular crystals, massive, earthy.

Origin and occurrence: Magmatic, hydrothermal,

Loparite-(Ce), 10 mm xx, Khibiny Massif, Kola, Russia



sedimentary, also metamorphic, parageneses vary according to the origin. Beautiful crystals up to 100 mm (4 in) in size come from Brumado, Bahia, Brazil. Crystals up to 30 cm (12 in), were found in the Wessels mine, Kuruman, South Africa. So called iron roses reached up to 100 mm (4 in) near St. Gotthard, Switzerland. Fine crystals several cm in size, occurred in Rio Marina, Elba, Italy. Very fine tabular crystals reached up to 70 mm (2¾ in) in Nador, Morocco. New finds of fine crystals up to 40 mm (1½ in) in size were made in the Korshunovskoye deposit, Russia. Fine botryoidal aggregates come from Hradište and Horní Blatná, Czech Republic and from Botallack, Cornwall, UK. Sedimentary banded iron ores form huge deposits near Krivoy Rog, Ukraine or in the vicinity of Lake Superior (Mesabi Range, Minnesota; Marquette, Michigan, USA).

Application: important Fe ore.


Ilmenite



TRIGONAL ● ● ● ● ●

Properties: C – black; S – black; L – metallic to dull; D – opaque; DE – 4.5-5; H – 5-6; CL – none; F – conchoidal to uneven; M – thick tabular crystals, granular, massive.

Origin and occurrence: Magmatic, metamorphic and in placers, associated with pyrrhotite, rutile, magnetite and other minerals. Crystals weighing up



to 30 kg (66 lb) were described from the Faraday mine near Bancroft, Ontario, Canada. Crystals up to 150 mm (6 in) in size occurred near Girardville, Quebec, Canada. Crystals also reached up to 100 mm (4 in) near Miass, Ural mountains, Russia. Crystals up to 120 mm (4 7/16 in), were found in Arendal and Kragerö, Norway. Crystal rosettes up to 10 mm (3/8 in) in size come from Maderanertal, Switzerland. It is also common in placers (Kamituga, Kivu, Zaire; Sri Lanka; Travancore, India; Madagascar etc.).

Perovskite CaTiO_3

ORTHORHOMBIC • • •

Properties: C – dark brown to black; S – colorless to gray; L – metallic to adamantine; D – opaque; DE – 4.0-4.3; H – 5.5-6; CL – imperfect; F – conchoidal to uneven; M – pseudo-cubic crystals, granular.

Origin and occurrence: Magmatic in basic and ultrabasic rocks, metamorphic, together with magnetite, zircon and other minerals. Fine pseudo-cubic crystals up to 40 mm (1 3/16 in) in size come from Zlatoust and Akhmatovsk, Ural mountains, Russia. It occurs as crystals up to 80 mm (3 1/8 in), associated with magnetite crystals in the Gardiner complex, Greenland. Crystals up to 40 mm (1 3/16 in) were found in Jacupiranga, Sao Paulo, Brazil. Crystals from Val Malenco, Italy, reached up to 20 mm (25/32 in). Crystals up to 20 mm (25/32 in) were lately found in Afrikanda, Kola Peninsula, Russia.

Loparite-(Ce) $(\text{Ce,Na,Ca})\text{TiO}_3$

ORTHORHOMBIC •

Properties: C – black, S – dark red-brown, L – metallic; D – opaque; DE – 4.6-4.9; H – 5.5-6; M – pseudo-cubic crystals, granular; R – metamict.

Origin and occurrence: Magmatic in alkaline rocks, with lorenzenite, eudialyte and aegirine. Fine interpenetration twins up to 20 mm (25/32 in) in size come from Mount Nyorkpakhk, Kola Peninsula, Russia.

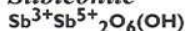
Perovskite, 60 mm, Zlatoust, Russia



Stibiconite, 230 mm, Catorce, Mexico



Stibiconite



CUBIC ● ● ●

Properties: C – white, creamy, light yellow, brown; S – white; L – vitreous, greasy to dull; D – opaque; DE – 4.1-5.8; H – 3-6; M – pseudo-morphs after stibnite crystals, earthy, massive.

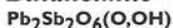
Origin and occurrence: Secondary, as a result of the stibnite oxidation, associated with valentinite and other minerals. Fine pseudo-morphs after stibnite crystals up to 30 cm (12 in) long come from Catorce,

Bindheimite, 4 mm, Rudabánya, Hungary



San Luis Potosí, Mexico. Similar pseudo-morphs were also found in Kostainik, Serbia; in the Ichino-kawa mine, Japan and in Pereta, Italy. Pseudo-morphs after stibnite up to 20 cm (7 7/8 in) long occur also in Çukürören, Turkey.

Bindheimite

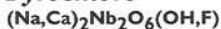


CUBIC ● ● ●

Properties: C – yellow, brown, gray; S – yellow, L – resinous, dull to earthy; D – translucent to opaque; DE – 4.6-5.6; H – 4-4.5; F – conchoidal to earthy; M – botryoidal, nodular and earthy crusts.

Origin and occurrence: Secondary in the oxidation zone of Pb-Sb deposits. Needles up to 10 mm (3/8 in) long come from Rudník, Czech Republic. It is common in Broken Hill, New South Wales, Australia; in Bisbee, Arizona, USA and in Sidi-Amor-ben-Salem, Tunisia. Lamellar pseudo-morphs up to several cm in size are known from Tsumeb, Namibia.

Pyrochlore



CUBIC ● ● ●

Properties: C – yellow-brown, brown, black; S – brown; L – vitreous to greasy; D – translucent to opaque, DE – 4.5; H – 5-5.5; CL – locally good; F – conchoidal to uneven; M – octahedral crystals, granular; R – radioactive (admixture of U, Th).

Origin and occurrence: Magmatic in alkaline rocks, together with zircon, astrophyllite and other minerals. Fine brown shiny crystals up to 20 mm (25/32 in) in size come from the vicinity of Vishnevogorsk, Ural mountains, Russia. Crystals reaching 10 mm (3/8 in) occur in the Panda Hill deposit, Tanzania. Crystals are also known from Oka, Quebec, Canada. Single octahedra measuring 5 mm (1/16 in) were found in Luesha, Kivu, Zaire. *Application:* Nb, U and Th ore.

Microlite, 7 mm x, Gillette Quarry, U.S.A.





Betafite



CUBIC • •

Properties: C – black, brown, yellow-brown; SB red-brown; L – resinous to greasy; D – translucent to opaque; DE – 4.2; H – 3-5.5; CL – none; F – conchoidal to uneven; M – octahedral crystals; R – radioactive, metamict.

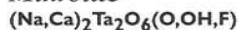
Origin and occurrence: Magmatic in granitic pegmatites, rich in U, Th and rare earth elements, associated with beryl, euxenite-(Y) and other minerals.

Betafite, 20 mm, Silver Crater, Canada



The world's best specimens come from many localities in Madagascar (Betafo, Ambatofotsikely etc.), where crystals up to 6 kg (13 lb 3 oz) were found. Beautiful specimens with crystals up to 100 mm (4 in) in size occur in the Silver Crater mine near Bancroft, Ontario, Canada. It is also known from Evje, Norway.

Mikrolite



CUBIC • • •

Properties: C – brown, yellow, green, reddish; S – white; L – vitreous to greasy, locally adamantine; D – translucent to opaque; DE – 5-6.4; H – 6-6.5; CL – locally good; F – conchoidal to uneven; M – octahedral crystals, granular, massive.

Origin and occurrence: Magmatic, typical for granitic pegmatites, together with manganocolumbite, mangantantalite and other minerals. Octahedra up to 65 mm ($2\frac{5}{16}$ in) in size occur in Ankola, Uganda. Crystals up to 30 mm ($1\frac{1}{16}$ in) in size come from Virgem da Lapa, Minas Gerais, Brazil. Crystals up to 75 mm (3 in) are reported from the Harding pegmatite, New Mexico, USA. It occurs in important accumulations near Wodgina, Western Australia.

Quartz, 60 mm, Herkimer, U.S.A.



Quartz
SiO₂

TRIGONAL ● ● ● ● ●

Varieties: rock crystal, citrine, smoky citrine, morion, amethyst, rose quartz, chrysoprase, jasper, chalcedony, agate, onyx, sardonyx, aventurine, heliotrope, tiger's eye, falcon's eye.


Properties: C – colorless (rock crystal), white, yellow (citrine), brown (smoky citrine), black (morion), purple (amethyst), pink (rose quartz), green (chrysoprase); D – these varieties are mostly transparent, often translucent; C – other varieties are mainly multi-colored, separate colors have different hues and the color is commonly caused by microscopic admixtures of other minerals; varieties: red, green, brown, yellow (jasper), banded with different colors (agate); white

Rock crystal, 95 mm, La Gardette, France



and black bands (onyx), white and red-brown bands (sardonyx), green to red-brown with mica or hematite inclusions (aventurine), dark green with red spots (heliotrope), yellow-brown to black-brown, fibrous

Smoky quartz, 70 mm, Middle Moat Mt., U.S.A.



Citrine, 32 mm, Charcas, Mexico



with silky luster (tiger's eye), blue-gray to yellow-brown, fibrous with silky luster (falcon's eye); S – white; L – vitreous, silky, dull; D – transparent to translucent, opaque; DE – 2.6; H – 7; CL – none; F –

Smoky quartz, 81 mm, Switzerland



Morion, 100 mm, Agadir, Kazakhstan



Amethyst, 100 mm, Bochovice, Czech Republic



conchoidal; M – long to short prismatic, acicular, dipyrnidal to tabular crystals, fibrous, botryoidal and stalactitic aggregates and coatings, concretions, geodes, granular, massive.

Origin and occurrence: Magmatic in different types of rocks, mainly in granites, granitic pegmatites and volcanic rocks; metamorphic in different types of rocks, mainly in quartzites and mica schists; hydrothermal in different types of ore and Alpine-

Rose quartz, 145 mm, Minas Gerais, Brazil





type veins; secondary in the oxidation zone of ore deposits; also in different types of sedimentary rocks and in organic remains, also in placers. Probably the most common mineral in the Earth's crust and the most important rock-forming mineral, as well.

Large crystals of rock quartz up to 7 m (23 ft) long come from pegmatites in the Betafo region in Madagascar and from the Alpine-type veins, like

Uri, Grimsel and Furka, Switzerland; perfect crystals are known from the cracks in marbles near Carrara, Italy; it also occurs in the quartz veins in Herkimer, New York and Hot Springs, Arkansas, USA. Citrine occurs mainly in granitic pegmatites and large crystals come from Goiás, Brazil; from Suky and Netin, Czech Republic; from Murzinka, Ural mountains, Russia. Smoky quartz originates mostly in granitic pegmatites, it also occurs in the


Chalcedony, 68 mm, High Atlas, Morocco



Carnelian, 40 mm, Nová Paka, Czech Republic



Chrysoprase, 60 mm, Szklary, Poland



Alpine-type quartz veins and in cavities of volcanic rocks. Perfect crystals up to several meters long, come from many places, the largest crystal, weighing 77 tons, was found in Kazakhstan; perfect crystals occur in pegmatites in many places in Brazil; also in Korostenskiy massif, Ukraine; in the Pikes Peak batholith, Colorado, USA; in the Alpine-type veins in Maderanertal and in Grimsel, Switzerland. Morion crystals, commonly associated with smoky citrine, were found in quartz veins and in pegmatites.

Its crystals are known from St. Gotthard, Switzerland. Amethyst comes from quartz and ore veins, cavities in volcanic rocks, rare in the Alpine-type veins. Famous localities in volcanic rocks are in the states of Rio Grande do Sul and Minas Gerais, Brazil, doubly terminated crystal, weighing 5.5 tons, come from Diamantina. In Serra do Mar, Rio Grande do Sul, a cavity covered with amethyst

Jasper, 50 mm, Ural Mts., Russia



Jasper, 60 mm, Oregon, U.S.A.



Petrified wood, 70 mm, Podkrkonoši, Czech Republic



crystals measuring 10 x 2 x 1 m (33 x 6 x 3 ft 3in) was found; rich druses occur also in the ore veins in Porcura, Romania and Julimes, Mexico. Rose quartz, forming masses up to several meters in granitic pegmatites in the Rose Quartz pit, Quade-

ville, Ontario, Canada; in Ambositra, Madagascar; crystals up to 10 mm ($\frac{1}{8}$ in) long growing on quartz crystals, come from Sapucaia, Minas Gerais, Brazil. Dark green chrysoprase veins up to 50 mm (2 in) thick are known from serpentinites in Szklary,

Iron stained quartz, 95 mm, Hořovice, Czech Republic



Agate, 50 mm, Železnice, Czech Republic



Onyx, 65 mm, Brazil



Poland. Jasper is known from volcanic rocks and their contacts with sediments, locally as a result of petrification of organic matter, mainly plants, it is also known from quartz veins. Rich aggregates occur in Idar-Oberstein, Germany; in Podkrkonoší region and in Krušné hory mountains, Czech Republic; in the Petrified Forest National Park, Holbrook, Arizona, USA; in Ural mountains, Russia; in Kabamby, Madagascar. Chalcedony is mostly found in quartz veins and geodes in volcanic rocks, also in sediments.

Rich aggregates come from Idar-Oberstein, Germany; Julimes, Mexico; many localities in Uruguay and Brazil; in Hüttenberg, Austria. Agates are known from cavities in volcanic rocks, rare in hydrothermal veins and in sediments. The most important localities are located in the southern part of Brazil in the state of Rio Grande do Sul; in Uruguay; also in Yemen; India; Mongolia; in several

Moss agate, 40 mm, Krdjali, Bulgaria



Agate, 140 mm, Horní Halže, Czech Republic



Agate, 60 mm, Brazil



localities in the USA; in Idar-Oberstein, Germany; in Podkrkonoší, Czech Republic. The most famous localities of onyx and sardonyx are in Brazil and Uruguay.


Rich aggregates of aventurine come from Miass, Ural mountains, Russia; Mariazell, Austria; Belany, India. Heliotrope occurs in Idar-Oberstein, Germany; Kozákov, Czech Republic and in Brazil.

Aventurine, 50 mm, India



Application: important raw material in glass industry, many colored varieties, like amethyst, smoky citrine, citrine, onyx, sardonyx, and heliotrope are cut as gemstones.

Tiger's eye, 50 mm, Griqualand, South Africa



Tridymite, 9 mm, Big Luc Mt., U.S.A.



Tridymite

SiO₂

ORTHORHOMBIC • • •

Properties: C – colorless to white; S – white; L – vitreous; D – transparent; DE – 2.3; H – 6.5-7; CL – none; F – conchoidal; M – pseudo-hexagonal tabular crystals.

Cristobalite, 110 mm, Vehech, Slovakia



Origin and occurrence: Magmatic in cavities of young felsic volcanic rocks in association with cristobalite, chalcedony and other minerals. Pseudo-hexagonal tabular crystals up to 10 mm (³/₈ in) in size, come from Vehech, Slovakia. Similar crystals found in Ichigayama, Japan. Crystals up to 10 mm (³/₈ in) occur with topaz and other minerals in the Thomas Range, Utah, USA.

Cristobalite

SiO₂

TETRAGONAL • • •

Varieties: lussatite (fibrous)


Properties: C – colorless to white; S – white; L – vitreous; D – translucent; DE – 2.3; H – 6.5; CL – none; M – pseudo-octahedral crystals, spherical and botryoidal aggregates.

Origin and occurrence: Magmatic in cavities of young felsic volcanic rocks, associated with tridymite. Crystals up to 4 mm (¹/₃₂ in) are known from Cerro San Cristobal, Hidalgo, Mexico. Crystals up to 2 mm (¹/₁₆ in) long occur in Vehech, Slovakia. Gray spherical aggregates come from Coso Hot Springs, California, USA.

Common opal, 60 mm, Křemže, Czech Republic



Opal, 50 mm, Herlany, Slovakia



Opal

$\text{SiO}_2 \cdot n \text{H}_2\text{O}$

AMORPHOUS ● ● ● ● ●

Varieties: hyalite, milky opal, fire opal, precious opal, wooden opal, geysirite.

Properties: C – colorless (hyalite), white (milky opal), red (fire opal), iridescence (precious opal),

Hyalite, 45 mm, Valeč, Czech Republic



brown, red-brown, yellow, green, gray, blue; S – white; L – vitreous, dull, earthy, waxy; D – transparent to translucent, opaque; DE – 2.1; H – 5.5-6.5; CL – none; F – conchoidal; M – botryoidal and stalactitic aggregates, coatings, concretions, geodes, massive; LU – white, yellow-green, green.

Origin and occurrence: Hydrothermal in volcanic rocks and tuffs, also in various types of volcanic rocks and tuffites, in different types of sedimentary rocks, in organic remnants and hot springs, rare in

Opal, 47 mm, Opal Butte, U.S.A.



Wooden opal, 40 mm, Lubietová, Slovakia

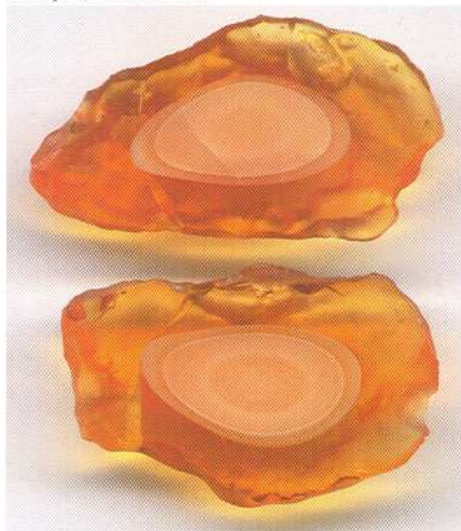


hydrothermal veins; secondary in the weathering zone of different types of rocks. It is often associated with chalcedony. Coatings and stalactitic aggregates of hyalite up to 50 mm (2 in) thick known from Cerritos, Mexico; Valec, Czech Republic; Klamath Falls, Oregon, USA. Milky opal occurs in Dubník, Slovakia; Smrcek, Czech Republic and many other localities. The most famous locality of fire opal is Zimapan, Hidalgo, Mexico. Precious opal comes from many localities in Australia, e.g. Baracoo River, Queensland; Coober Pedy, Southern Australia and White Cliffs, New South Wales, where it forms rich aggregates and veinlets in sandstones; classic locality is Dubník, Slovakia, where it occurs in

Dendritic opal, 56 mm, Křemže, Czech Republic



Fire opal, 20 mm, Mexico




andesites and was probably mined already by ancient Romans. Beautiful precious opals come also from the Virgin Valley, Nevada, USA. Petrified trees, known as wooden opal, reach lengths of several meters in the Petrified Forest National Park, Holbrook, Arizona, USA; in L'ubietová and Povrazník,

Slovakia. White geysirite is known mainly from the hot springs in Iceland; Yellowstone National Park, Wyoming, USA; New Zealand.

Application: colored opal varieties, primarily precious opal and fire opal are cut as gemstones, diatomite in chemical industry.

Precious opal, 55 mm, Opal Butte, U.S.A.



Melanophlogite, 80 mm, Fortullino, Italy



Melanophlogite

SiO₂

CUBIC ●

Properties: C – colorless, white; S – colorless; L – vitreous; D – transparent; DE – 2; H – 6.5; CL – none; M – pseudo-cubic crystals, spherical aggregates.

Origin and occurrence: Hydrothermal, associated with sulfur and other minerals. It was originally described from the sulfur deposit in Racalmuto, Sicily, Italy as crystals up to 4 mm (⁵/₃₂ in) in size. It

Rutile, 21 mm, Ibitiara, Brazil



is also known from Chvaletice, Czech Republic, where it forms crystals up to 2 mm (¹/₁₆ in) in size, in Alpine-type veins.

Rutile

TiO₂


TETRAGONAL ●●●●

Properties: C – red-brown, red, brown, yellowish, black; S – light brown; L – metallic to adamantine; D – transparent to translucent; DE – 4.2; H – 6-6.5; CL – good; F – conchoidal to uneven; M – short prismatic, striated crystals, common twins, acicular crystals, granular, massive.

Origin and occurrence: Magmatic and metamorphic, also in placers, together with monazite-(Ce), topaz, beryl, quartz and other minerals. The largest crystals up to 150 mm (6 in) in size come from the Mount Graves, Georgia, USA. Beautiful epitaxial intergrowths with hematite occur in Cavadischlucht, St. Gotthard, Switzerland and in Ibitiara, Bahia, Brazil. It is common as inclusions in smoky citrine (quartz) crystals from Ibitiara, Bahia and Itabira, Minas Gerais, Brazil. Knee-like crystal twins up to 70 (2³/₄ in) cm in size were found in the vicinity of Golcuv Jenikov and Sobeslav, Czech Republic.

Application: Ti ore.

Rutile, 48 mm, Bahia, Brazil





Cassiterite

SnO₂

TETRAGONAL • • • • •

Properties: C – colorless, brown, black; S – white, grayish, brown; L – metallic to adamantine, dull; D – transparent to opaque; DE – 6.3-7.2; H – 6-7; CL – imperfect; F – conchoidal to uneven; M – dipyramidal and short prismatic crystals, multiple twins, granular, massive.

Origin and occurrence: Magmatic in pegmatites, hydrothermal in high-temperature deposits, metamorphic and in placers, together with wolframite, topaz and other minerals. Crystal twins up to 150 mm (6 in) in size come from Horní Slavkov, Czech Republic. Crystals of similar size were also found in Panasqueira, Portugal. Fine twins up to 80 mm (3 1/8 in) were found in Rossarden, Tasmania, Australia. Crystals up to 70 mm (2 3/4 in) in size were found in Llallagua, colorless and transparent crystals up to 50 mm (2 in) in size in Viloco, Bolivia. Crystals up to 110 mm (4 5/16 in) occurred lately in Tenkerin, Chukotka, Russia. Crystals up to 130 mm (5 1/16 in) in size are known from pegmatites in Minas Gerais, Brazil (Fazenda do Funil). New finds of shiny crystals up to 100 mm (4 in) long were made in Hunan and Yunnan provinces, China.

Application: Sn ore.

Plattnerite

PbO₂

TETRAGONAL • •

Properties: C – black; S – brown; L – metallic to adamantine; D – opaque; DE – 9.6; H – 5.5; CL – none; M – acicular crystals, botryoidal aggregates, massive.

Origin and occurrence: Secondary, as a result of the oxidation of other Pb minerals, together with pyromorphite, hemimorphite and other minerals. Fine crystals come from Mina Ojuela, Mapimi, Durango, Mexico and from the Blanchard mine, New Mexico, USA. Botryoidal aggregates, weighing up to 100 kg (220 lb), were found in the Morning mine, Mullan, Idaho, USA.

Plattnerite, 150 mm, Mapimi, Mexico



Pyrolusite, 88 mm, Baraga, U.S.A.



Pyrolusite

MnO_2

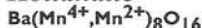
TETRAGONAL • • • •

Properties: C – black, steel-gray; S – black; L – metallic to dull; D – opaque; DE – 5.1; H – 6-6.5; CL – perfect; F – uneven; M – prismatic to acicular striated crystals, stalactitic and botryoidal aggregates, granular, massive.

Origin and occurrence: Secondary, as a result of alteration of manganite and other primary Mn minerals, also hydrothermal. Crystals up to 20 mm ($2\frac{5}{32}$ in) long come from Horní Blatná, Czech Republic. Radial shiny aggregates were found in Öhrenstock, Germany. It occurred in Ilfeld, Germany, too. Large sedimentary Mn deposits, where pyrolusite is the main constituent, are known near Chiaturi, Georgia or near Nikopol, Ukraine. Crystals are reported also from Tsumeb, Namibia and Hotazel, South Africa.

Application: important Mn ore.

Hollandite

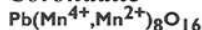


MONOCLINIC • • •

Properties: C – gray-black; S – black; L – submetallic; D – opaque; DE – 5; H – 6; CL – good; M – short prismatic crystals, racemous and columnar aggregates.

Origin and occurrence: Metamorphic in Mn deposits with braunite, scheelite and other minerals, also secondary. Crystals up to 5 mm ($\frac{1}{16}$ in) long come from the Bradshaw mountains, Arizona, USA. It is common in the metamorphosed Mn deposits in Ultevis, Sweden; in Nagpur and Balaghat, India.

Coronadite

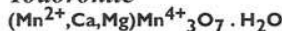


TETRAGONAL • • •

Properties: C – black, black-gray; S – brown-black; L – submetallic to dull; D – opaque; DE – 5.4; H – 4.5-5.5; M – botryoidal crusts with fibrous structure, massive.

Origin and occurrence: Secondary in the oxidation zone of Mn deposits. Spherical aggregates up to 100 mm (4 in) in diameter come from the Bou Tazoult mine, Imini, Morocco. Small crystals were found in the Beltana mine, Southern Australia, Australia and in the Silver Bill mine, Arizona, USA.

Todorokite



MONOCLINIC • • •

Properties: C – gray, brown-black, black; S – brown;



L – metallic to dull; D – opaque; DE – 3.5-3.8; H – 1; CL – perfect; M – platy crystals, stalactitic and nodular aggregates.

Origin and occurrence: Secondary mineral, as a result of the oxidation of Mn minerals. Crystals are reported from several mines in the Kalahari region, South Africa (Hotazel, Smart). It was originally described from the Todoroki mine, Hokkaido, Japan. It is an important constituent of oceanic Mn concretions.

Ferrotapiolite

FeTa_2O_6

TETRAGONAL ● ● ●

Properties: C – black, brown; V – red-brown; L – sub-metallic, adamantine, resinous; D – opaque; DE – 7-7.8; H – 6-6.5; CL – none; F – uneven to conchoidal; M – dipyrnidal and short prismatic crystals, massive.

Origin and occurrence: Magmatic in pegmatites, together with manganotantalite, microlite, cassiterite and other minerals. Crystals up to 40 mm ($1\frac{1}{16}$ in) in size are known from the vicinity of Governador Valadares, Minas Gerais, Brazil. A crystal 120 mm ($4\frac{7}{16}$ in) long has been described from Angarf, Morocco. Short prismatic crystals come from pegmatites near Topsham and Paris, Maine, USA.

Ilmenorutile

$(\text{Ti}, \text{Nb}, \text{Fe})\text{O}_2$

TETRAGONAL ● ● ●

Properties: C – black; S – brown; L – submetallic; D – opaque; DE – 4.2; H – 6-6.5; CL – good; F – conchoidal to uneven; M – prismatic crystals, granular.

Origin and occurrence: Magmatic in pegmatites, together with schorl, zircon, fluorapatite and other minerals. Prisms several cm long come from Údraz near Pisek, Czech Republic. It is also known from the vicinity of Miass, Ural mountains, Russia and Evje, Norway.



Todorokite, 60 mm, Kamogun, Japan



Ferrotapiolite, 80 mm, Maršikov, Czech Republic



Ilmenorutile, 10mm x, Pisek, Czech Republic



Anatase

TiO₂

TETRAGONAL ● ● ●

Properties: C – black-gray, brown, red-brown, blue, rare colorless; S – white; L – submetallic to adamantine; D – transparent to opaque; DE – 3.8-4; H – 5.5-6; CL – perfect; F – conchoidal; M – dipyramidal and tabular crystals.

Origin and occurrence: Hydrothermal in the Alpine-type veins, associated with brookite and quartz, also sedimentary and metamorphic. Beautiful crystals up to 50 mm (2 in) long were found in Alpa Lercheltini, Binntal, Switzerland. Famous black-blue crystals reaching up to 30 mm (1³/₁₆ in) come from Matskorhae, Hardangervidda, Norway. Crystals up to 15 mm (1¹/₂ in) were recently found in Dodo, Polar Ural, Russia. Crystals up to 30 mm (1¹/₁₆ in) in size occurred in the Old Lot and Vulcan mines, Colorado, USA.


Tellurite

TeO₂

ORTHORHOMBIC ● ●

Properties: C – yellow, yellow-orange; S – yellowish; L – adamantine; D – transparent; DE –

Anatase, 16 mm, Hardangervidda, Norway



5.8; H – 2; CL – perfect; M – acicular and thin tabular crystals, radial aggregates, pulverulent.

Origin and occurrence: Secondary, resulting from the oxidation of AuBTe ores. Crystals up to 10 mm (3/8 in) long occurred in the Kawazu and Susaki mines, Japan. Beautiful specimens were found in Moctezuma, Sonora, Mexico; it also comes from Cripple Creek, Colorado, USA.

Brookite


TiO₂

ORTHORHOMBIC ● ● ●

Properties: C – light to dark brown, yellow-brown, black; S – white to gray; L – submetallic to adamantine; D – transparent to translucent, opaque; DE – 4.1; H – 5.5-6; CL – imperfect; F – conchoidal to uneven; M – tabular, dipyramidal, long and short prismatic crystals.

Origin and occurrence: Hydrothermal along the fissures of the Alpine-type veins and in granitic and alkaline pegmatites; it occurs as pseudo-morphs after titanite and ilmenite; also in sedimentary rocks. Perfect tabular crystals up to 50 mm (2 in) in size found in Rieder Tobel, Switzerland; Magnet Cove, Arkansas, USA; Passo di Viza, Italy. New finds of crystals up to 50 mm in size made in Dodo, Polar Ural, Russia.

Brookite, 50 mm, Puiva, Polar Urals, Russia



Tellurite, 1 mm x, Fata Baii, Romania



Ferberite


FeWO_4

MONOCLINIC ● ● ●

Properties: C – black; S – brown-black to black; L – submetallic; D – opaque; DE – 7.5; H – 4-4.5; CL – perfect; F – uneven; M – short prismatic to tabular crystals, granular, massive.

Origin and occurrence: Hydrothermal in high- to medium-temperature ore veins, in greisens and skarns; rare magmatic in granitic pegmatites and granites; it also occurs in placers. It is usually associated with cassiterite, scheelite, sulfides and

Ferberite, 68 mm, Mundo Nuovo, Peru



quartz. Perfect tabular crystals up to 120 mm ($4\frac{7}{16}$ in) in size found in the Quartz Creek mine, Colorado, USA; also in Cinovec, Czech Republic; Panasqueira, Portugal; Ehrenfriedersdorf, Germany and Potosí, Bolivia.

Application: W ore.

Hübnerite

MnWO_4

MONOCLINIC ● ● ●

Properties: C – yellow-brown, red-brown, black; S – yellow-brown to black-gray; L – submetallic; D – translucent to opaque; DE – 7.2; H – 4-4.5; CL – perfect; F – uneven; M – short prismatic to tabular crystals, granular, massive.

Origin and occurrence: Hydrothermal in high- to medium-temperature ore veins, in greisens; rarely magmatic in granitic pegmatites; also in placers. Perfect tabular to short prismatic crystals up to 25 cm ($9\frac{11}{16}$ in) in size, come from the Huayllapon mine, Pasto Bueno, Peru; also from Baia Sprie, Romania; Kara-Oba, Kazakhstan; the Sweet Home mine, Alma and Silverton, Colorado, USA.

Application: W ore.

Hübnerite, 39 mm, Silverton, U.S.A.



Titanowodginite, 20 mm, Tanco, Canada



Titanowodginite

MnTiTa₂O₈

ORTHORHOMBIC ●

Properties: C – dark brown, black; S – dark brown; L – submetallic; D – translucent to opaque; DE – 6.9; H – 5.5; CL – imperfect; F – uneven; M – dipyrnidal crystals, granular.

Origin and occurrence: Magmatic in granitic pegmatites. Dipyrnidal crystals up to 10 mm (3/8 in) long occur in the Tanco mine, Bernic Lake, Manitoba, Canada.

Application: Ta ore.

Ferrocolumbite, 90 mm, Middletown, U.S.A.



Ferrocolumbite

FeNb₂O₆

ORTHORHOMBIC ● ● ●

Properties: C – black, red-brown; S – red-brown to black; L – submetallic; D – translucent to opaque; DE – 5.2; H – 6; CL – good; F – uneven to conchoidal; M – long to short prismatic and tabular crystals, granular, massive.

Origin and occurrence: Magmatic in granitic pegmatites and granites; rare hydrothermal in high-temperature ore veins and in greisens; also in placers. Tabular crystals up to 1 m (39 1/8 in) in size occur in granitic pegmatites near Custer and Keystone, South Dakota, USA; in Malakialina, Madagascar; Ichikawa, Japan; masses, weighing up to 270 kg (594 lb) come from the Meyers quarry, Colorado, USA.

Application: Nb ore.


Manganotantalite

MnTa₂O₆

ORTHORHOMBIC ● ● ●

Properties: C – red, red-brown, black-brown, black; S – dark red to black; L – submetallic; D – translucent to opaque; DE – 8.0; H – 6-6.5; CL – good; F – uneven

Manganotantalite, 19 mm, Nuristan, Afghanistan



Euxenite-(Y), 40 mm, Ambatofotsy, Madagascar



to conchoidal; M – prismatic to tabular crystals, granular, massive.

Origin and occurrence: Magmatic in granitic pegmatites and granites; also in placers. Crystals up to 100 mm (4 in) in size come from Li-bearing pegmatites in the Tanco Mine, Bernic Lake, Manitoba, Canada; also from Sao Jose da Safira, Minas Gerais, Brazil.

Application: Ta ore.

Euxenite-(Y)

$(Y,Ce,U,Th)(Nb,Ta,Ti)_2O_6$

ORTHORHOMBIC • •

Properties: C – black with brownish and green hues; S – gray, yellowish, brownish; L – submetallic, resinous; D – translucent to opaque; DE – 4.6; H – 6; CL – none; F – conchoidal; M – tabular crystals, granular, massive; R – locally weakly radioactive, commonly metamict.

Origin and occurrence: Magmatic in granitic and alkaline pegmatites; also in placers. Typically associated with monazite-(Ce), zircon, ilmenite and other oxides of rare earth elements. Crystals up to 150 mm (6 in) in size are known from Kragerö and Hitterö, Norway; from Ankazobé, Madagascar.

Aeschynite-(Ce)

$(Ce,Ca)(Ti,Nb)_2O_6$

ORTHORHOMBIC • •

Properties: C – black, red-brown, yellow; S – red-yellow; L – vitreous, resinous, adamantine; D – translucent to opaque; DE – 5.0; H – 5.5; CL – none; F – conchoidal; M – prismatic and tabular crystals, granular, massive; R – locally weakly radioactive, commonly metamict.

Origin and occurrence: Magmatic in alkaline and granitic pegmatites and carbonatites. It is associated

Aeschynite-(Ce), 45 mm, Hitterö, Norway



with zircon and oxides of rare earth elements. Crystals up to 190 mm (7⁵/₁₆ in) long occur in Quaderville, Ontario, Canada; other localities are Kragerö, Norway; Trout Creek Pass, Colorado, USA.

Stibiotantalite

$SbTaO_4$

ORTHORHOMBIC • •

Properties: C – yellow, yellow-brown, red-brown, yellow-green; S – yellow-brown; L – submetallic, vitreous, resinous; D – transparent to translucent; DE – 7.5; H – 5-5.5; CL – good; F – uneven to conchoidal; M – prismatic, tabular and dipyrarnidal crystals, granular, massive.

Origin and occurrence: Magmatic in granitic pegmatites; also in placers. Crystals up to 120 mm (4⁷/₁₆ in) in size occur in Muiane, Alto Ligonha, Mozambique; also found in the Little Three mine, Ramona, and the Himalaya mine, Mesa Grande, California, USA. Also known from Greenbushes, Western Australia, Australia.

Application: Ta ore.

Stibiotantalite, 10 mm grain, Dobrá Voda, Czech Republic



Uraninite

UO₂

CUBIC • • • • •

Properties: C – black, black-brown, black-gray; S – black, black-brown to greenish; L – submetallic, greasy, earthy; D – opaque; DE – 7.5-10.6; H – 5-6. earthy aggregates 3; CL – imperfect; F – uneven to conchoidal; M – cubic crystals, botryoidal aggregates, granular, massive; R – strong radioactive.

Origin and occurrence: Mainly hydrothermal in ore veins, skarns; magmatic in granitic pegmatites; in sedimentary rocks; also in placers.

Usually associated with other U minerals, e.g. coffinite and secondary alteration products, mainly U micas. Perfect crystals up to 100 mm (4 in) in size and weighing up to 2.5 kg (5 lb 8 oz) come from the Fissure mine, Wilberforce, Ontario, Canada, where they occur in simple pegmatites, cross-cutting marbles.

Crystals are also known from Dieresis, Spain and Shinkolobwe, Zair. Rich botryoidal aggregates were found in Jáchymov and Slavkovice, Czech Republic; in Bois-Noirs and Margnac, France.

Application: U ore.

Uraninite, 8 mm x, Portland, U.S.A.



Gibbsite, 80 mm, Gamba, Brazil



Gibbsite
 $\text{Al}(\text{OH})_3$

MONOCLINIC • • •

Properties: C – colorless, gray, white, greenish; S – white; L – vitreous, pearly; D – transparent to translucent; DE – 2.4; H – 2.5-3.5; CL – perfect; F – uneven; M – tabular crystals, lamellar and earthy aggregates, coatings and stalactitic films, granular, massive.

Origin and occurrence: Hydrothermal as a product of alteration Al-rich rocks; secondary in the oxidation associated with goethite; metamorphic in weakly metamorphosed Al-rich rocks, typically with diaspore; a constituent of bauxites. Tabular crystals up to 100 mm (4 in) in size were found in Zlatoust, Ural mountains, Russia; also in Villa Rica, Minas Gerais, Brazil.

Brucite
 $\text{Mg}(\text{OH})_2$

TRIGONAL • • •

Properties: C – colorless, gray, white, bluish, blue, yellow, brown; S – white; L – vitreous, pearly; D – transparent to translucent; DE – 2.4; H – 2.5; CL – perfect; F – uneven; M – tabular crystals, foliated, acicular and earthy aggregates, granular, massive.

Origin and occurrence: Hydrothermal in veins in serpentinites or dolomitic marbles, a product of periclase alteration; rare metamorphic in skarns and marbles. Perfect crystals up to 18 cm in size, come from the Low's mine, Pennsylvania and the Tilly Foster mine, New York, USA; also known from Asbestos, Quebec, Canada; Predazzo, the Alps, Italy; blue crystals up to 50 mm (2 in) in size were found in the Bazhenovskoye deposit, Azbest, Ural mountains, Russia.

Brucite, 30 mm, Azbest, Russia



Diaspore
 $\text{AlO}(\text{OH})$

ORTHORHOMBIC • • •

Properties: C – colorless, gray, white, greenish, yellowish, pink, purplish; S – white; L – vitreous, pearly; D – transparent to translucent; DE – 3.4; H – 6.5-7; CL – perfect; F – conchoidal; M – tabular crystals, foliated aggregates, stalactitic films, granular, massive.

Origin and occurrence: Hydrothermal as a product of alteration Al-rich minerals, e.g. andalusite, typically with pyrophyllite and corundum; metamorphic in Al-rich rocks; a constituent of bauxites. Tabular crystals up to 120 mm ($4\frac{7}{16}$ in) in size come from Menderess, Turkey; also from Naxos, Greece; Chester, Massachusetts, USA.

Diaspore, 35 mm, Milas, Turkey



Goethite, 77 mm, Santa Eulalia, Mexico



Goethite, 60 mm, Příbram, Czech Republic



Goethite
 $\text{Fe}^{3+}\text{O}(\text{OH})$

ORTHORHOMBIC ● ● ● ● ●

Varieties: velvet ore

Properties: C – black-brown, yellow-brown, brown; S – yellow-brown; L – submetallic, metallic, silky, earthy; D – translucent to opaque; DE – 4.3; H – 5–5.5; CL – perfect; F – uneven to conchoidal; M – acicular to prismatic crystals, botryoidal aggregates, commonly with radial structure, coatings and

Lepidocrocite, 30 mm, Rudabánya, Hungary



stalactitic films, earthy, granular, massive.

Origin and occurrence: Secondary as one of the most common minerals of the oxidation zone of ore deposits, it forms a significant part of limonite; hydrothermal in ore veins, in cavities in pegmatites and volcanic rocks. It forms pseudo-morphs after pyrite and other Fe sulfides. Rich botryoidal aggregates of velvet ore with a velvety surface come from Příbram, Czech Republic; acicular crystals up to 50 mm (2 in) long are known from Bottalack and Redruth, Cornwall, UK; it also occurs in Siegen and Horhausen, Germany; in Florissant, Colorado, USA. *Application:* Fe ore.

Manganite
 $\text{Mn}^{3+}\text{O}(\text{OH})$

MONOCLINIC ● ● ● ● ●

Properties: C – black to black-gray; S – red-brown to black; L – submetallic to dull; D – opaque; DE – 4.3; H – 4; CL – perfect; F – uneven to conchoidal; M – long to short prismatic crystals, acicular and earthy aggregates, concretions, granular, massive.

Origin and occurrence: Hydrothermal in low-temperature ore veins, together with quartz; secondary in the oxidation zone of ore deposits; sedimentary and rare metamorphic in Mn-rich rocks. Druses of black crystals up to 40 mm (1 1/16 in) long come from the classic locality Ilfeld, Germany; it also occurs in Ohrenstock and Ilmenau, Germany; in Nikopol, Ukraine; in Sterling Hill, New Jersey, USA; in the N'Chwaning No. 2 mine, Kuruman, South Africa.

Application: Mn ore.

Lepidocrocite
 $\text{Fe}^{3+}\text{O}(\text{OH})$

ORTHORHOMBIC ● ● ● ● ●

Properties: C – dark red to red-brown; S – orange to brick-red; L – submetallic, adamantine to silky; D – transparent to opaque; DE – 4.0; H – 5; CL – perfect; F – uneven to conchoidal; M – tabular to short prismatic crystals, acicular, bladed and earthy aggregates, concretions, granular, massive.

Origin and occurrence: Secondary in the oxidation zone of ore deposits, overgrown on botryoidal goethite. It occurs together with goethite as a constituent of limonite, its tabular crystals and their aggregates are known from Herdorf, Germany and Rancié, France.



Lithiophorite
 $(\text{Al,Li})\text{Mn}^{4+}\text{O}_2(\text{OH})_2$

MONOCLINIC • • •

Properties: C – black, commonly with bluish tint; S – black-gray to black; L – metallic to dull; D – opaque; DE – 3.3; H – 3; CL – perfect; F – uneven; M – scaly crystals, botryoidal and earthy aggregates, coatings, granular, massive.

Origin and occurrence: Secondary in the oxidation zone of ore deposits and along the cracks in sedimentary rocks. Botryoidal aggregates occur in Schneeberg, Germany; Jivina and Zajecov, Czech Republic; Miyazaki, Japan.

Lithiophorite, 60 mm, Rangersdorf, Germany



Curite
 $\text{Pb}_2\text{U}_5\text{O}_{17} \cdot 4\text{H}_2\text{O}$

ORTHORHOMBIC • •

Properties: C – dark orange to red-orange; S – light orange; L – adamantine to earthy; D – transparent to translucent; DE – 7.4; H – 4-5; CL – good; F – uneven; M – acicular crystals, earthy aggregates, coatings, massive; R – strong radioactive.

Origin and occurrence: Secondary in the oxidation zone of U deposits, associated with other secondary U minerals, e.g. torbernite, kasolite and uranophane. Rich aggregates were found in Shinkolobwe, Zaire; also known from La Crouzille, France; South Alligator, Northern Territory, Australia.

Curite, 30 mm, Shinkolobwe, Zair





5. Carbonates

Magnesite



TRIGONAL • • • •

Properties: C – colorless, white, yellowish, brownish, black; S – white; L – vitreous to dull; D – transparent; DE – 3.1; H – 4; CL – perfect; F – conchoidal; M – rhombohedral and prismatic crystals, massive cleavable aggregates, earthy; LU – occasionally blue or green.

Origin and occurrence: Rarely magmatic, mainly hydrothermal metasomatic and metamorphic. The largest crystals are known from Brumado, Bahia, Brazil, reaching up to 1 m (39 1/8 in) in size, embedded in metamorphosed dolomites. Crystals in cavities in the same locality are up to 50 mm (2 in) in size. Also crystals up to 50 mm (2 in) found in the Eugui quarries, Spain. Crystals up to 10 mm (3/8 in) across come also from Val Malenco, Italy. It prevails as massive aggregates, forming huge deposits, like Veitsch, Austria; Liao-Tung, China. Many deposits are located in Slovakia (Jelšavská Dúbrava, Hnúšťa).

Application: heat-resistant material.

Calcite, 40 mm, Houghton Co., U.S.A.
Magnesite, 148 mm, Brumado, Brazil



Smithsonite, 32 mm, Tsumeb, Namibia



Smithsonite



TRIGONAL • • • •

Properties: C – white, gray, green, pink, blue; S – white; L – vitreous to pearly; D – transparent to translucent; DE – 4.4; H – 4-5; CL – perfect; F – conchoidal to uneven; M – rhombohedral crystals, botryoidal and stalactitic aggregates, massive; LU – sometimes green or blue.

Origin and occurrence: Supergene, as a result of oxidation of the primary Zn ores, associated with other supergene Pb minerals. The largest yellow scalenohedra crystals up to 40 mm (1 1/16 in) in size come from Broken Hill, New South Wales, Australia. Pink crystals, up to 30 mm (1 1/16 in) long occurred in Tsumeb, Namibia. World famous blue-green botryoidal crusts up to 100 mm (4 in) thick found in the Kelly Mine, Magdalena, New Mexico, USA. Nice aggregates and banded stalactites described from Monte Ponì, Sardinia, Italy.

Smithsonite, 40 mm, New Mexico, U.S.A.



Siderite, 26 mm, Governador Valadares, Brazil



Siderite
FeCO₃

TRIGONAL • • • •

Properties: C – yellow, brown, black; S – yellowish-white; L – vitreous; D – translucent; DE – 4; H-4; CL

Sphaerocobaltite, 16 mm, Bou Azzer, Morocco



– perfect; F – uneven to conchoidal; M – rhombohedral crystals, granular, massive.

Origin and occurrence: Hydrothermal in medium- and low-temperature deposits, sedimentary. Crystals up to 40 cm long found in Mont St.-Hilaire, Quebec, Canada. Crystals up to 100 mm (4 in) in size come from Panasqueira, Portugal. Crystals up to 30 mm (1¹/₁₆ in) in size occurred in Neudorf, Germany. Rhombs up to 20 mm (2³/₃₂ in) also found in Příbram, Czech Republic. Pseudo-morphs of goethite after siderite up to 70 mm (2³/₄ in) across described from Pikes Peak, Colorado, USA. Deposits of massive siderite in Erzberg and Hüttenberg, Austria yielded crystals up to 50 mm (2 in) long. Fine crystals reported from Tavistock, Devon and Redruth, Cornwall, UK.

Application: important Fe ore.

Sphaerocobaltite
CoCO₃

TRIGONAL • • • •

Properties: C – pink, gray, brown; S – red; L – vitreous; D – transparent to translucent; DE – 4.1; H – 4; CL – perfect; M – scalenohedral and rhombohedral crystals, radial aggregates, massive.

Origin and occurrence: Secondary, as a product of the oxidation of primary Co minerals. The best specimens, with crystals up to 30 mm (1³/₁₆ in) long, come from Zaire (Musonoi; Kakanda). Crystals up to 10 mm (4 in) long known from Bou Azzer, Morocco.



Rhodochrosite


MnCO₃

TRIGONAL ● ● ● ●

Properties: C – white, pink, red, brown, locally black coatings on crystals; S – white; L – vitreous; D – transparent to translucent; DE – 3.6; H – 3.5–4; CL – perfect; F – conchoidal to uneven; M – rhombohedral and scalenohedral crystals, hemispherical and botryoidal aggregates, granular, massive.

Origin and occurrence: Only rare in pegmatites, hydrothermal in medium- and low-temperature veins, sedimentary and metamorphic. The most beautiful crystals come from the Sweet Home mine, Alma, Colorado, USA, where rhombs up to 150 mm (6 in) in size occur, associated with purple fluorite, hübnerrite, tetrahedrite and other minerals. Beautiful dark red scaleohedra, up to 100 mm (4 in) found in the N'Chwaning No.1 and 2 mines, Kuruman, South Africa. Pink rhombs up to 80 mm (3 1/8 in) come from Silverton, Colorado, USA. Nice pink hemispheres and botryoidal aggregates are known from Cavnic and Baia Sprie, Romania. Similar specimens occurred in Huarón, Peru. Pink banded crusts and stalactites were found in the Mina Capillitas, Catamarca, Argentina. Pink rhombs, associated with bertrandite, were lately found in Kounrad, Kazakhstan.

Rhodochrosite, 70 mm, Mina Capillitas, Argentina



Calcite, 150 mm, Elmwood Mine, U.S.A.



Calcite CaCO_3

TRIGONAL • • • • •

Properties: C – colorless, white, gray, yellow, brown, pink, red, blue, green, black; S – white; L – vitreous to pearly; D – transparent to opaque; DE – 2.7; H – 3; CL – perfect; F – conchoidal; M – crystals of various habit, concretions, stalactites, oolitic aggregates, granular, massive; LU – sometimes red to orange.

Calcite, 30 mm, Tunguzka, Russia



Origin and occurrence: One of the most common minerals, resulting from a wide range of conditions, it is magmatic, hydrothermal, sedimentary, metamorphic and secondary, it occurs in various parageneses. Large crystals found in many localities throughout the world. Pinkish and yellow crystals over 500 mm (20 in) long come from Joplin, Missouri and from the Elmwood mine, Tennessee, USA. Beautiful calcite crystals, crystallographically of very complex habits, found in Dalnegorsk, Russia. Nice calcite specimens occurred also in Mexico (Naica, Chihuahua; Charcas, San Luis Potosí). European localities, like Příbram, Czech Republic; St. Andreasberg, Germany; Kongsberg, Norway are famous by their calcites, too. Wine yellow, complicated crystals are known from the Sarbayskoye deposit in Rudnyi, Kazakhstan. Clear cleavable aggregates of the birefringent calcite (so called Iceland spar) were found in basalt cavities in Helgustadir, Iceland. The largest of them reached up to 6 x 2 m (20 x 6 ft 6 in) in size. Very nice scalenohedra up to 80 mm (3 1/8 in) long with copper inclusions occur in Keweenaw Peninsula, Michigan, USA. Perfect scalenohedra and their twins up to 100 mm (4 in) long are known from Egremont and Frizington, UK. Beautiful butterfly twins up to 80 mm (3 1/8 in) recently reported from Guiyang, Hunan, China. Crystals of calcite with sand inclusions up to 100 mm (4 in) in size come from the vicinity of Fontainebleau, France.

Application: building industry, optical industry.



Dolomite



TRIGONAL ● ● ● ● ●

Properties: C – gray-white, pink, red, green, brown, black; S – white; L – vitreous to pearly; D – transparent to translucent, DE – 2.9; H – 3.5; CL – perfect; F – conchoidal; M – rhombohedral crystals, massive.

Origin and occurrence: Magmatic in pegmatites, hydrothermal, metasomatic, sedimentary and metamorphic, together with siderite, magnesite, calcite and other minerals. Crystals up to 100 mm (4 in)

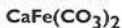
Ankerite, 20 mm xx, Roudny, Czech Republic



long found in Brumado, Bahia, Brazil. Fine crystals also occurred in Banská Štiavnica, Slovakia and in Cavnic, Romania. Crystals up to 200 mm (7⁷/₈ in) in size come from Eugui, Spain. Crystals up to 150 mm (6 in) long found in cavities in dolomitic rocks in Lengenbach, Binntal, Switzerland. Crystals several cm long known from Jáchymov, Czech Republic. Large accumulations of massive dolomite are common in magnesite deposits.

Application: metallurgy, heat-resistant material.

Ankerite



TRIGONAL ● ● ● ● ●

Properties: C – white, yellowish, brown-yellow; S – white; L – vitreous to pearly; D – translucent; DE – 3; H – 3.5-4; CL – perfect; F – conchoidal; M – rhombohedral crystals, granular.

Origin and occurrence: Hydrothermal in medium- and low-temperature veins, also sedimentary and metamorphic, together with siderite and other minerals. Crystals up to 50 mm (2 in) occurred in the Tui mine, New Zealand. Brown rhombs up to 40 mm (1¹/₁₆ in) in size known from Gilman, Colorado, USA. Yellowish crystals up to 10 mm (3¹/₈ in) come from concretions near Kladno, Czech Republic. Massive aggregates are common in metasomatic deposits of siderite (e.g. Nizná Slaná, Slovakia).

Kutnohorite, 60 mm, Kutná Hora, Czech Republic



Kutnohorite

$\text{CaMn}(\text{CO}_3)_2$

TRIGONAL ● ● ●

Properties: C – white, gray, pink, yellowish; S – white; L – vitreous; D – translucent; DE – 3.1; H – 3.5-4; CL – perfect; F – conchoidal; M – poorly developed crystals, granular, massive.

Origin and occurrence: Hydrothermal and metamorphic, associated with ankerite, quartz and other minerals. Poorly developed crystals are known from Kutná Hora, Czech Republic. Small crystals several mm in size are described from Mont St.-Hilaire, Quebec, Canada. Large crystals occurred in Moncure, North

Huntite, 110 mm, Kokšín, Czech Republic



Carolina, USA. Small gray-white crystals were found in Broken Hill, New South Wales, Australia.

Huntite

$\text{CaMg}(\text{CO}_3)_2$

TRIGONAL ● ●

Properties: C – white; S – white; L – earthy; D – opaque; DE – 2.7; H – 1.5; CL – none; F – conchoidal; M – fibrous aggregates, earthy.

Origin and occurrence: Secondary mineral resulting from the oxidation of dolomite, associated with magnesite and dolomite. Fine fibrous aggregates come

Aragonite, 49 mm, Tazouta, Morocco





from Kokšín, Czech Republic. It also occurs in the Alamar deposit, Nevada, USA. Massive aggregates are known from the Boquirá mine, Bahia, Brazil.

Aragonite

CaCO₃

ORTHORHOMBIC • • • •

Varieties: flos ferri, hot-spring tufa, peastone, tarnowitzite.

Properties: C – colorless, white, yellow, reddish, greenish, purplish, bluish, gray; S – white; L –

Peastone, 35 mm, Karlovy Vary, Czech Republic



vitreous; D – transparent to opaque; DE – 3; H – 3.5–4.5; CL – imperfect; F – conchoidal; M – prismatic crystals, oolitic, banded, columnar and dendritic aggregates, massive; LU – locally weak cream yellow.

Origin and occurrence: Primary as a late hydrothermal mineral of high-temperature deposits more commonly secondary as a product of the oxidation of siderite and pyrite. It also results from precipitation of thermal springs, it is sedimentary and metamorphic. Fine white prismatic crystals up to 70 mm (2¾ in) long found together with blue celestite crystals in Ľupčania Dolina, Slovakia. Similar crystals come from sulfur deposits in Cianciano, Italy and Tarnobrzeg, Poland. Maybe the best aragonite crystals in the world are known from the gossan of the magnesite deposit in Podrečany, Slovakia, where druses of crystals up to 200 mm (7½ in) long were found. Wine yellow crystals up to 100 mm (4 in) long occurred in cavities of volcanic rocks in Horeňec near Bilina, Czech Republic. Those crystals were the only gem rough, suitable for faceting, in the world. Very interesting copper pseudo-morphs after aragonite come from Corocoro, Bolivia. Banded and oolitic aggregates found in Karlovy Vary, Czech Republic. Dendritic aggregates from Erzberg, Austria and elsewhere are known as flos ferri.

Application: decorative stone.

Strontianite, 34 mm, Hardin Co., U.S.A.



Strontianite
SrCO₃

ORTHORHOMBIC • • •

Properties: C – colorless, gray, yellowish, greenish, reddish, brown; S – white; L – vitreous to resinous; D – transparent to translucent; DE – 3.8; H – 3.5; CL – perfect; F – conchoidal to uneven; M – prismatic and acicular crystals, columnar and fibrous aggregates, massive, earthy.

Origin and occurrence: Hydrothermal in low-temperature veins, in cavities of volcanic rocks, mainly sedimentary, together with calcite and zeolites. Crystals up to 80 mm (3 1/8 in) long occur near

Witherite, 20 mm x, Alston Moor, UK

Bleiberg, Austria. Smaller crystals known from Strontian, Scotland. Crystals up to 50 mm long found in marls in Ahlen near Münster, Germany.

Witherite
BaCO₃

ORTHORHOMBIC • • •

Properties: C – white, gray, yellowish; S – white; L – vitreous to greasy, D – translucent; DE – 4.3; H – 3.5; CL – good; F – uneven; M – pseudo-hexagonal dipyrarnidal crystals, fibrous and botryoidal aggregates, massive.

Origin and occurrence: Hydrothermal in low-temperature deposits with fluorite, barite, calcite and other minerals. Beautiful yellowish crystals up to 120 mm (4 1/8 in) long come from the Minerva No.1 mine, Cave-in-Rock, Illinois, USA. Crystals, up to 70 mm (2 3/4 in) in size occurred in Hexham and Alston Moor, England, UK. Its pseudo-hexagonal crystals or botryoidal aggregates were very rare in Příbram, Czech Republic.

Cerussite
PbCO₃

ORTHORHOMBIC • • •

Properties: C – colorless, whitish, yellow, black; S – white; L – greasy to adamantine; D – translucent; DE – 6.6; H – 3-3.5; CL – good; F – conchoidal; M –

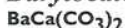




prismatic and pyramidal crystals, common trillings and twins, granular, massive; LU – sometimes yellowish.

Origin and occurrence: Secondary mineral, resulting from the oxidation of galena and other Pb minerals, together with pyromorphite, vanadinite, barite and other minerals. The best specimens come from Tsumeb, Namibia, where trillings up to 200 mm (7⁷/₈ in) in diameter occurred. Large twins also known from Broken Hill, New South Wales, Australia. Beautiful crystals up to 50 mm (2 in) in size reported from Mibladen, Morocco. Fine crystals up to 50 mm (2 in) long found in Stříbro, Czech Republic. Typical white acicular crystals, up to 60 mm (2³/₈ in) long come from the Flux mine, Arizona, USA.

Barytocalcite



MONOCLINIC ● ●

Properties: C – colorless, white, gray, yellowish; S – colorless; L – vitreous to resinous; D – transparent to translucent; DE – 3.7; H – 4; CL – perfect; F –


conchoidal to uneven; M – prismatic, often striated crystals, massive; LU – light yellow.

Origin and occurrence: Hydrothermal in low-temperature veins, together with calcite, barite and other minerals. Crystals several cm in size and cleavable masses are known from Alston Moor, Cumbria, UK. Imperfect crystals about 10 mm (3⁷/₈ in) in size occurred in Stříbro, Czech Republic. It is also described from Freiberg, Germany and from Langban, Sweden.

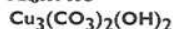
Barytocalcite, 52 mm, Alston Moor, UK



Azurite, 48 mm, Touissit, Morocco



Azurite



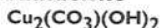
MONOCLINIC • • • • •

Properties: C – blue; S – blue; L – vitreous; D – transparent to opaque; DE – 3.8; H – 3.5; CL – perfect; F – conchoidal; M – tabular and prismatic crystals, pulverulent.

Origin and occurrence: Secondary, resulting from the oxidation of Cu sulfides, mainly associated with malachite. Crystals up to 200 mm ($7\frac{7}{8}$ in) long come from Tsumeb, Namibia. Crystals from Touissit, Morocco reach up to 70 mm ($2\frac{3}{4}$ in). Tabular crystals up to 50 mm (2 in) in size found in Chessy near Lyon, France. Famous crystals up to 50 mm (2 in) across occurred in the Copper Queen mine in Bisbee, Arizona, USA. Fine azurite concretions with crystals on the surface come from La Sal, Utah, USA. Crystal rosettes, reaching up to 130 mm ($5\frac{1}{16}$ in) in size were found in the Yang Chweng Mine, Guang Dong, China.

Application: Cu ore.

Malachite



MONOCLINIC • • • • •

Properties: C – green; S – light green; L – vitreous, dull, earthy; D – opaque; DE – 4.1; H – 3.5–4; CL –


Malachite, 63 mm, Mashamba West, Zair



perfect; F – conchoidal to uneven; M – acicular and prismatic crystals, botryoidal aggregates, stalactites, massive.

Origin and occurrence: The most common supergene mineral of Cu, associated with azurite, cuprite and other minerals. Crystals up to 30 mm ($1\frac{1}{16}$ in) in size occur in Kambove, Zaire. Crystals up to 20 mm ($\frac{25}{32}$ in) also found in Rudabanya, Hungary. Pseudomorphs after azurite crystals up to 100 mm (4 in) in size known from Tsumeb; pseudomorphs after cuprite crystals up to 50 mm in size come from Onganja, Namibia. The blocks of banded malachite weighing up to 250 tons, occurred in Mednorudniansk, Ural mountains, Russia. Similar material in huge quantities come from many deposits in Shaba

Malachite, 70 mm, Shaba, Zair



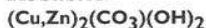
Rosasite, 270 mm, Gleeson, U.S.A.



province, Zaire, where stalactites up to 500 mm (20 in) long were also found.

Application: Cu ore, production of decorative objects and jewelry.

Rosasite




MONOCLINIC • •

Properties: C – green, blue; S – greenish; D – opaque; DE – 4.0-4.2; H – 4.5; CL – good; M – small acicular crystals, fibrous and botryoidal crusts.

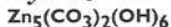
Origin and occurrence: Secondary, forming in the

Hydrozincite, 65 mm, Tiger, U.S.A.



oxidation zone of Cu and Zn deposits, together with other secondary minerals of Cu. Spherical aggregates of acicular crystals up to 10 mm ($\frac{3}{8}$ in) found in Mina Ojuela, Mapimi, Durango, Mexico. Similar finds were made in Bisbee, Arizona, USA.

Hydrozincite



MONOCLINIC • • •

Properties: C – white, yellowish; S – white; L – pearly to dull; D – opaque; DE – 4; H – 2-2.5; CL – perfect; F – conchoidal; M – tabular crystals, massive, earthy; LU – locally blue.

Origin and occurrence: Secondary, resulting from the oxidation of sphalerite, together with cerussite, smithsonite and hemimorphite. Small crystals are known from Mapimi, Durango, Mexico. Spherical aggregates, several mm in diameter, were found in Sterling Hill, New Jersey, USA. Stalactites and thick crusts occurred in Long-Kieng, Burma. Crusts and stalactites were also described from Bleiberg, Austria; from Mezica, Slovenia and from Raibl, Italy.

Aurichalcite



ORTHORHOMBIC • • •

Properties: C – light green, blue-green, blue; S – blue-green; L – silky to pearly; D – translucent; DE – 4; H – 1-2; CL – perfect; M – acicular crystals, crusts.

Origin and occurrence: Secondary in the oxidation zone of Cu and Zn deposits in the arid climate, associated with linarite and other minerals. Large prismatic crystals come from Mina Ojuela, Mapimi, Durango, Mexico. Nice rosettes of acicular crystals are known from Bisbee and from the 79 mine, Banner district, Arizona, USA. It also occurred in Monteponi, Sardinia, Italy.

Aurichalcite, 80 mm, Arizona, U.S.A.



Dawsonite, 2 mm aggregate, Récsk, Hungary



Dawsonite



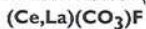
ORTHORHOMBIC



Properties: C – colorless to white; S – white; L – vitreous; D – transparent; DE – 2.4; H – 3; CL – perfect; M – acicular to blade-like crystals, radial aggregates.

Origin and occurrence: Hydrothermal in low-temperature deposits, associated with calcite, dolomite and other minerals. Fine acicular crystals up to 35 mm (1 3/8 in) long come from Mont St.-Hilaire, Quebec, Canada. Radial aggregates along the rock cracks were found in Dubník and Zlatá Bana, Slovakia.

Bastnäsité-(Ce)



HEXAGONAL



Properties: C – yellow to brown; S – yellow-brown; L – vitreous to greasy; D – translucent; DE – 4.8-5.2;

Parisite-(Ce), 71 mm, Boyacá, Colombia



Bastnäsite-(Ce), 6 mm x, Ariège, France



H – 4-4.5; CL – good; F – uneven; M – tabular crystals, granular, massive.

Origin and occurrence: Magmatic in pegmatites, also metamorphic, together with allanite-(Ce) and other rare earth elements minerals. Crystals up to 200 x 150 mm (7⁷/₈ x 6 in) in size occur in Andekatany, Madagascar. Crystals up to 100 mm (4 in) long are known from Karonge, Burundi. Transparent crystals up to 25 mm (1 in) long were found recently in the Trimouns quarry, France. It forms important local deposits, as those of Mountain Pass, California, USA. *Application:* ore of rare earth elements.

Parisite-(Ce)
CaCe₂(CO₃)₃F₂

TRIGONAL ● ● ●

Properties: C – brown, yellow-brown, gray-yellow; S – brownish; L – vitreous to resinous; D – transparent to translucent; DE – 4.4; H – 4.5; CL – perfect; F – conchoidal to splintery; M – dipyramidal striated crystals.

Origin and occurrence: Magmatic in pegmatites, also

hydrothermal and rarely metamorphic, together with bastnäsite-(Ce) and other minerals of rare earth elements. Crystals several cm long come from Quincy, Massachusetts, USA. Crystals up to 80 mm (3¹/₈ in) long occurred in pegmatites near Hundholmen, Norway. Crystals up to 23 cm (9³/₁₆ in) long found in the Snowbird mine, Montana, USA. Transparent crystals up to 15 mm (1⁹/₃₂ in) were lately reported in the Trimouns quarry, France. Very unusual association have been described from Muzo, Columbia, where crystals up to 50 mm occur together with emeralds.

Phosgenite
Pb₂(CO₃)Cl₂

TETRAGONAL ● ●

Properties: C – colorless, white, yellow-white, gray, brown; S – white; L – adamantine; D – transparent to translucent; DE – 6.1; H – 2-3; CL – good; F – conchoidal; M – short to long prismatic and tabular crystals, granular, massive; LU – sometimes yellow.

Origin and occurrence: Secondary, resulting from the oxidation of galena, associated with cerussite and other secondary Pb minerals. Crystals up to 150 x 100 mm (6 x 4 in) across known from Monteponi, Sardinia, Italy. Crystals from Tsumeb, Namibia reached up to 100 mm. Crystals up to 30 mm (1³/₁₆ in) in size found in Matlock, Derby, UK. Crystals up to 35 mm (1³/₈ in) long occurred in the Mammoth mine, Tiger, Arizona, USA.

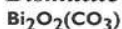
Phosgenite, 28 mm, Monteponi, Italy



Bismutite, 3 mm xx, Brdárka, Slovakia



Bismutite




TETRAGONAL ● ● ●

Properties: C – yellow, brown, gray, blue, black; S – white; L – vitreous, pearly to dull; D – translucent to opaque; DE – 6.1-7.7; H – 3.5; CL – good; M – spherical, radial aggregates, massive, pulverulent.

Origin and occurrence: Secondary, originated from

Weloganite, 30 mm xx, Francon Quarry, Canada

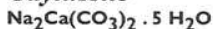


Gaylussite, 30 mm, Natron Lake, Tanzania



the oxidation of Bi minerals, associated with bismuthinite and other minerals. It is common from pegmatites in Madagascar (Ampangabé) and in Mozambique. Large pebbles found in Kivu province, Zaire. It also occurred in Tasna, Bolivia.

Gaylussite



MONOCLINIC ● ● ●

Properties: C – colorless, white, gray, yellowish; S – colorless; L – vitreous; D – transparent to translucent; DE – 2; H – 2.5-3; CL – perfect; F – conchoidal; M – lenticular to prismatic crystals.

Origin and occurrence: Sedimentary, typical a constituent of salt sediments. Crystals up to 80 mm ($3\frac{1}{8}$ in) long come from Searles Lake, California, USA. It also occurs in Borax Lake and Mono Lake, California, USA. Large crystals are known from Amboseli Lake, Kenya.

Weloganite



TRICLINIC ●

Properties: C – white, yellow; S – white; L – vitreous; D – transparent to opaque; DE – 3.2; H – 3.5; CL – perfect; F – conchoidal; M – pseudo-hexagonal striated crystals.

Origin and occurrence: Hydrothermal in the alkaline rocks, together with zircon, dresserite and other minerals. Crystals up to 50 mm (2 in) come from cavities in the Francon quarry, Montreal; crystals up to 30 mm ($1\frac{1}{16}$ in) are known from St. Michel, Quebec, Canada.

Artinite, 10 mm, Fethiya, Turkey



Artinite



MONOCLINIC • • •

Properties: C – white; S – white; L – silky; D – transparent; DE – 2; H – 2.5; CL – perfect; M – spherical, radial aggregates, veinlets, crusts.

Origin and occurrence: Hydrothermal, originating at low temperatures in serpentinites, associated with

Zaratite, 70 mm, Lawcaster Co., U.S.A.



Hydrotalcite, 1 mm xx, Dunabogdány, Hungary



magnesite, aragonite and other minerals. Radial aggregates up to 20 mm (²⁵/₃₂ in) in size occur in the Gem mine, San Benito County, California, USA. Needles up to 20 mm (²⁵/₃₂ in) long come from Val Malenco, Italy. Clusters of acicular crystals were found on Staten Island, New York, USA.

Zaratite

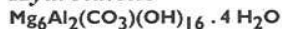


CUBIC • • •

Properties: C – emerald-green; S – light green; L – vitreous to greasy; D – transparent to translucent; DE – 2.6-2.7; H – 3.5; CL – none; F – conchoidal; M – crystalline crusts, stalactites, coatings.

Origin and occurrence: Secondary, originating from the oxidation of Ni minerals, associated with millerite, brucite and other minerals. It occurs as a product of the oxidation of Ni minerals in ultrabasic rocks in Kraubat and Stubachtal, Austria. Large green coatings found in Heazlewood, Tasmania, Australia. It covers millerite needles in the vicinity of Kladno, Czech Republic.

Hydrotalcite



TRIGONAL • •

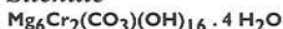
Properties: C – white; S – white; L – pearly to waxy; D – transparent; DE – 2.1; H – 2; CL – perfect; M – fibrous and layered aggregates, massive.

Origin and occurrence: : Hydrothermal in ultrabasic and metamorphic rocks. It occurred with serpentine in Nordmark, Norway and also found at Franklin and Sterling Hill, New Jersey, USA.

Stichtite, 35 mm, Rouchovany, Czech Republic



Stichtite



TRIGONAL • •

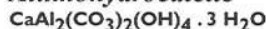
Properties: C – pink to purple; S – white to light purple; L – pearly, waxy to greasy; D – translucent; DE – 2.2; H – 1.5-2; CL – perfect; M – lamellar and fibrous aggregates, massive.

Origin and occurrence: It occurs in serpentinites as scaly aggregates and veinlets in Bou Azzer, Morocco; in Dundas, Tasmania, Australia and in Barberton, South Africa.

Alumohydrocalcite, 70 mm, Ladomirovo, Slovakia



Alumohydrocalcite

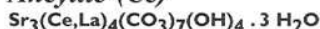


TRICLINIC • •

Properties: C – white, gray; S – white; L – earthy; D – opaque; DE – 2.2; H – 2.5; CL – perfect; M – chalky aggregates, consisting of acicular crystals.

Origin and occurrence: Secondary, associated with alophane and other minerals. It was described from the Khakasy deposit, Siberia, Russia, where it originates from the oxidation of alophane. Nice white radial aggregates occurred along the cracks in shales in Ladomirovo, Slovakia.

Ancylite-(Ce)



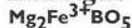
ORTHORHOMBIC • •

Properties: C – colorless, yellow, yellow- brown, light purple, brown; S – white; L – vitreous to greasy; D – transparent to opaque; DE – 4; H – 4-4.5; CL – none; F – splintery; M – short to long prismatic and pseudo-octahedral crystals.

Origin and occurrence: Hydrothermal in alkaline rocks, associated with nepheline and other minerals. Crystals up to 6 mm (¼ in) long are known from

6. Borates

Ludwigite



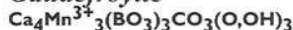
ORTHORHOMBIC • • •

Properties: C – dark green, black-green, black; S – blue-green; L B silky to dull; D – opaque; DE – 3.9; H – 5; CL – perfect; F B uneven; M – prismatic crystals, fibrous aggregates, granular, massive.

Origin and occurrence: Metamorphic in skarns and dolomitic marbles, locally associated with magnetite and other borates. Rich aggregates are known from Ocna de Fier, Romania; Kamineichi, Japan and the Hol Kol mine, Suan, North Korea.

Application: chemical industry, B ore.

Gaudefroyite



HEXAGONAL •

Properties: C – black; S – black; L – adamantine to dull; D – opaque; DE – 3.4; H – 6; CL – good; F – uneven; M – prismatic crystals, fibrous and acicular aggregates.

Origin and occurrence: Hydrothermal in calcite veins. Prismatic crystals up to 50 mm (2 in) long

Gaudefroyite, 40 mm, Kuruman, South Africa

Ludwigite, 120 mm, Ocna de Fier, Romania



Inderite, 230 mm, Boron, U.S.A.



were found on the mine dumps near Tachgagalt, Morocco and in the N'Chwaning No. 2 mine and the Wessels mine, Kuruman, South Africa.

Inderite



MONOCLINIC • • •

Properties: C – colorless, white to pink in aggregates; S – white; L – vitreous; D – transparent to translucent; DE – 1.8; H – 2.5; CL – good; F – conchoidal to uneven; M – prismatic crystals, acicular and fibrous aggregates, nodules, massive.

Origin and occurrence: Sedimentary in boron deposits, commonly associated with colemanite and other borates. Prismatic crystals up to 100 mm (4 in) long occur in Boron, California, USA. It is also known from Inder, Kazakhstan.

Application: chemical industry, B ore.

Inyoite, 90 mm, Turkey



Borax, 60 mm x, Searles Lake, U.S.A.



Inyoite



MONOCLINIC • • •


Properties: C – colorless, white; S – white; L – vitreous; D – transparent to translucent; DE B 1.9; H – 2; CL – good; F – uneven; M – short prismatic to

tabular crystals, columnar aggregates, massive.

Origin and occurrence: Sedimentary in boron deposits, commonly associated with colemanite and other borates. Clear tabular crystals up to 100 mm (4 in) long found in Kirka and Emet, Turkey. It also comes from Inder, Kazakhstan and the Corkscrew mine, California, USA.

Application: chemical industry, B ore.

Ulexite, 20 mm aggregate, Death Valley, California, U.S.A.





Borax



MONOCLINIC • • •

Properties: C – white, colorless, yellowish, gray, greenish; S – white; L B vitreous to dull; D – transparent, translucent to opaque; DE – 1.7; H – 2–2.5; CL – perfect; F – conchoidal; M – short prismatic to tabular crystals, columnar to earthy aggregates, crusts, coatings, granular, massive; R – soluble in water.

Origin and occurrence: Sedimentary in boron deposits, associated with other borates and halite. Prismatic crystals up to 150 mm long are known from Borax Lake, also Searles Lake and Boron, California, USA. It also occurs in Kirka, Turkey.

Application: chemical industry, B ore.

Ulexite



TRICLINIC • • •

Properties: C – white, colorless, light gray; S – white; L B vitreous to silky; D – transparent to translucent; DE – 2.0; H – 2.5; CL – perfect; F B uneven; M – elongated prismatic to acicular crystals,

fibrous aggregates, crusts, nodules, granular, massive.

Origin and occurrence: Sedimentary in boron deposits, associated with other borates. Slabs up to 100 mm (4 in) thick consisting of fibrous aggregates occur in Boron, California; also found in Esmeralda, Nevada, USA; Emet, Turkey and Inder, Kazakhstan.

Application: chemical industry, B ore.

Colemanite



MONOCLINIC • • •

Properties: C – colorless, white, yellowish, light gray; S – white; L – vitreous; D – transparent to translucent; DE – 2.4; H – 4.5; CL – perfect; F B uneven; M – short prismatic and isometric crystals, granular, massive.

Origin and occurrence: Sedimentary in boron deposits, associated with other borates. Perfect crystals up to 200 mm (7 7/8 in), come from Emet and Kirka, Turkey. Crystals up to 70 mm (2 3/4 in) long occur in Gower Gulch, Inyo, California; also known from Esmeralda, Nevada, USA and Inder, Kazakhstan.

Application: chemical industry, B ore.

Kernite, 100 mm, Boron, U.S.A.




Kernite



MONOCLINIC ● ● ●

Properties: C – colorless, white, light gray; S – white; L – vitreous to dull, silky; D – transparent, translucent to opaque; DE – 1.9; H – 2.5-3; CL – perfect; F – uneven; M – isometric crystals, fibrous aggregates, granular, massive; R – soluble in water.

Rhodizite, 23 mm, Antsirabé, Madagascar

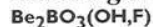


Hambergite, 64 mm, Pamir, Tadzhikistan



Origin and occurrence: Sedimentary in boron deposits, associated with borax and other borates. Platy aggregates and crystals up to 2.5 x 1 m (8 ft x 39 1/8 in) found in Boron, California, USA; also known from the Tincalayu mine, Salta province, Argentina.

Hambergite

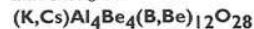


ORTHORHOMBIC ● ● ●

Properties: C – colorless, white, light gray; S – white; L – vitreous; D – transparent to translucent; DE – 2.4; H – 7.5; CL B perfect; F B uneven; M – tabular to prismatic crystals, granular.

Origin and occurrence: Magmatic in granitic and rarely also in alkaline pegmatites; hydrothermal in cavities within the pegmatites, associated with tourmaline, danburite and beryl. Tabular crystals up to 200 mm (7 7/8 in) from the Little Three mine, Ramona, California, USA. Crystals up to 110 mm (4 3/8 in) also known from several localities in Madagascar, e.g. Imalo and Anjanabonoina; also found in Hyakule, Nepal and Ctudružice, Czech Republic.

Rhodizite



CUBIC ● ● ●

Properties: C – colorless, white, yellow, light gray; S – white; L – vitreous to adamantine; D – transparent to translucent; DE – 3.5; H – 8.5; CL – imperfect; F – conchoidal to uneven; M – isometric crystals, granular.

Origin and occurrence: Magmatic in granitic pegmatites, associated with tourmaline, danburite and beryl. Cubic to tetrahedral crystals, reaching up to 30 mm (1 1/8 in) occur in several localities in

Madagascar, e.g. Sahatany and Antandrokombay; also known from the Animikie Red Ace pegmatite, Florence, Wisconsin, USA.

Boracite

Mg₃B₇O₁₃Cl


ORTHORHOMBIC • • •


Properties: C – colorless, white, yellowish, light gray, light to dark green; S – white; L – vitreous; D – transparent to translucent; DE – 3.0; H – 7-7.5; CL

Boracite, 12 mm x, Alto Chapare, Bolivia

– none; F – conchoidal to uneven; M – isometric crystals, fibrous aggregates, granular, massive.

Origin and occurrence: Sedimentary in evaporitic deposits, together with halite, gypsum and anhydrite; metamorphic in metamorphosed evaporates. Crystals up to 15 mm (¹⁹/₃₂ in) come from Alto Chapare, Cochabamba, Bolivia; crystals about 5 mm (³/₁₆ in) in size, occur in Stassfurt, Hanover and Kahlberg, Germany. Crystals are also known from Choctaw, Louisiana, USA and the Boulby mine, North Yorkshire, England, UK.





7. Sulfates

Anglesite




ORTHORHOMBIC • • • •

Properties: C – colorless, white, yellowish, gray, greenish; S – white; L – adamantine to greasy; D – transparent to translucent; DE – 6.4; H – 2.5 – 3; CL – dobrá; F – conchoidal; M – thick tabular crystals, massive, LU – sometimes yellowish.

Origin and occurrence: Secondary, as a result of the galena oxidation, together with cerussite and other minerals. Beautiful yellowish crystals up to 100 mm (4 in) in size come from Touissit, Morocco. Crystals from Tsumeb, Namibia, reached up to 40 mm ($1\frac{1}{16}$ in). Large crystals are also reported from Phoenixville, Pennsylvania, USA. Crystals up to 20 mm ($\frac{25}{32}$ in) occur in cavities in weathered galena in Sardinia, Italy. Crystals, reaching up to 40 mm ($1\frac{1}{16}$ in) also found in Mežica, Slovenia. Prismatic crystals up to 75 mm (3 in) long known from the Bunker Hill mine, Idaho, USA.

Barite, 17 mm xx, Pöhla, Germany

Anhydrite, 55 mm, Simplon Tunnel, Switzerland



Anglesite, 81 mm, Touissit, Morocco



Anhydrite



ORTHORHOMBIC • • • •

Properties: C – colorless, white, bluish, purplish, red, brown; S – white; L – pearly to vitreous; PS – transparent to translucent; DE – 2.8-3; H – 3-3.5; CL – good; F – splintery to uneven; M – isometric and prismatic crystals, granular, massive.

Origin and occurrence: Mostly sedimentary, as a result of the evaporation of sea water, associated with gypsum, calcite and other minerals; rare in pegmatites and hydrothermal. It is very common in form of massive aggregates in salt deposits in Stassfurt and Wathlingen, Germany, where small crystals also occur. Folded layers in clays known from Wieliczka, Poland. Purplish crystals up to 20 mm ($\frac{25}{32}$ in) found in cracks in metamorphic rocks near Simplon and St. Gotthard, Switzerland. Fine druses of bluish crystals up to 200 mm ($7\frac{1}{8}$ in) long found in Naica, Chihuahua, Mexico.

Celestine, 270 mm, Madagascar



Celestine



ORTHORHOMBIC • • •

Properties: C – colorless, white, yellowish, blue; S – white; L – vitreous; D – transparent to translucent; DE – 4; H – 3-3.5; CL – perfect; F – uneven; M – prismatic and tabular crystals, columnar aggregates, concretions.

Origin and occurrence: Rare hydrothermal, mainly sedimentary, together with halite, anhydrite and gypsum. Beautiful blue crystals several cm long occur in cavities of concretions in the Sakoany mine, Madagascar. Prismatic crystals up to 100 mm (4 in) long in sulfur deposits in Poland (Tarnobrzeg) and Italy (Caltanissetta). Fine blue tabular crystals associated with aragonite crystals found in _pania Dolina, Slovakia. Fine crystals are known from marls in Tunisia and Libya.

Barite



ORTHORHOMBIC • • • •

Properties: C – white, yellow, blue, red, brown, black; S – white; L – vitreous; D – transparent to translucent; DE – 4.3-4.7; H – 3.5; CL – perfect; F – conchoidal to splintery; M – tabular to pris-

matic crystals, massive; LU – sometimes blue.

Origin and occurrence: Hydrothermal, it originates under medium and low temperatures, also sedimentary, together with fluorite, calcite, cinnabar and other minerals. Beautiful barite crystals up to 50 mm (2 in) found in hydrothermal veins in Příbram, Czech Republic. Blue tabular crystals up to 100 mm (4 in) from Dědova hora, Czech Republic. Beautiful tabular crystals up to 100 mm (4 in) known from Banská Štiavnica, Slovakia; Cavnic and Baia Sprie, Romania. Very fine crystals of up to 200 mm (7 7/8 in) occurred in Alston Moor, Frizington and Mowbray, Cumbria, UK. Beautiful druses of honey-brown crystals up to 70 mm (2 3/4 in) long found in Pöhl, Germany. Fine druses of prismatic crystals known from Elk Creek, South Dakota, USA; so called

Antlerite, 60 mm, Chuquicamata, Chile





desert roses (crystals with inclusion of sand grains) originating in desert climate occur in the vicinity of Norman, Oklahoma, USA. Shiny crystals come from Freiberg and Halsbrücke, Germany.

Application: an ingredient of drilling fluids, chemical, glass, paper and rubber industries.

Antlerite



ORTHORHOMBIC • • •

Properties: C – green; S – light green; L – vitreous; D – translucent; DE – 3.9; H – 3.5; CL – perfect; F – éonchoidal to uneven; M – short prismatic and

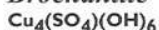
Brochantite, 14 mm aggregate, Bingham, U.S.A.



acicular crystals, crusts and earthy aggregates.

Origin and occurrence: Secondary, resulting from weathering of Cu ores, associated with other secondary Cu minerals. It is a principal mineral of the oxidation zone in Chuquicamata, Chile, where it forms crystals up to 5 mm ($\frac{1}{16}$ in). Acicular crystals, up to 20 mm ($\frac{25}{32}$ in) long, occurred in Bisbee, Arizona, USA. Crystalline crusts are known from Špania Dolina and Piesky, Slovakia.

Brochantite



MONOCLINIC • • •

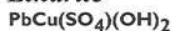
Properties: C – green; S – light green; L – vitreous, in cleavage planes pearly; D – translucent to transparent; DE – 4; H – 3.5-4; CL – good; F – éonchoidal to uneven; M – long prismatic to acicular crystals, granular.

Origin and occurrence: Secondary, as a result of the oxidation of Cu ores usually in the arid climate, together with other secondary Cu minerals. Crystals up to 70 mm ($2\frac{3}{4}$ in) long found in Bisbee, together with pseudo-morphs of malachite after brochantite. Crystals are also known from Tsumeb, Namibia. Prismatic crystals up to 50 mm (2 in) long from Cerro Verde, Peru. Emerald-green crusts occur in L'ubietová, Slovakia.

Linarite, 23 mm xx, Graham Co., U.S.A.



Linarite

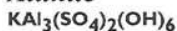


MONOCLINIC ● ●

Properties: C – azure-blue; S – light blue; L – vitreous to adamantine; D – translucent; DE – 5.3-5.5; H – 2.5; CL – good; F – conchoidal; M – tabular and prismatic crystals, coatings.

Origin and occurrence: Secondary, as a result of the oxidation of Cu and Pb sulfides at low pH. The largest crystals, reaching up to 80 mm ($3\frac{1}{8}$ in), come from the Mammoth mine, Tiger, Arizona, USA. Crystals from the Grand Reef mine in Arizona up to 50 mm (2 in) long. Very fine crystals, up to 30 mm ($1\frac{1}{16}$ in) were found in Keswick, Cumbria, England, UK. Large crystals were also described from Tsumeb, Namibia and from Broken Hill, New South Wales, Australia.

Alunite



TRIGONAL ● ● ●

Properties: C – white, yellowish, gray; S – white; L – vitreous to pearly; D – transparent to opaque; DE – 2.8; H – 3.5-4; CL – perfect; F – conchoidal; M – rhombohedral crystals, porous aggregates, granular.

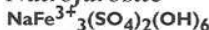
Origin and occurrence: Secondary, as a result of reactions of sulfuric acid with Al-rich rocks, associated with gypsum. Small crystals are known in Berehovo, Ukraine. Massive aggregates occur together with turquoise in Cu deposits in Arizona, USA. (New Cornelia mine and others). Huge alunite deposits, like Zaglik, Azerbaijan, are mined for Al.

Application: Al ore.

Alunite, 1 mm xx, Nagyvegyháza, Hungary



Natrojarosite



TRIGONAL ● ●

Properties: C – yellow, brown; S – light yellow; L – vitreous; D – transparent to translucent; DE – 3.2; H – 3; CL – good; F – conchoidal; M – tabular to rhombohedral crystals, earthy aggregates..

Origin and occurrence: Secondary, as a result of weathering Fe sulfides, associated with fibroferrite, alunite and other minerals. It occurs in Modum, Norway; Soda Springs Valley, Nevada, USA; Chuquicamata, Chile and elsewhere.

Jarosite



TRIGONAL ● ● ●

Properties: C – yellow; S – light yellow; L – adamantine to dull; D – translucent; DE – 2.9-3.3; H – 2.5-3.5; CL – good; F – conchoidal to uneven; M – rhombohedral to tabular crystals, granular, massive.

Origin and occurrence: : Secondary, as a result of weathering Fe sulfides, usually associated with

Jarosite, 2 mm xx, Gyöngyösoroszi, Hungary

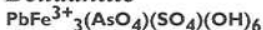


Natrojarosite, 50 mm, Laurion, Greece



natrojarosite and other sulfates. The world's best specimens come from Peña Blanca Uranium mine, near Aldama, Chihuahua, Mexico, where crystals, up to 20 mm ($25/32$ in) were found. Crystals, up to 10 mm ($3/8$ in), were found in Tombstone, Arizona, USA. Crystals, together with pseudo-morphs of jarosite after alunite, occurred in Chuquicamata, Chile. Tabular crystals also were described from Horní Slavkov, Czech Republic.

Beudantite



TRIGONAL ● ●

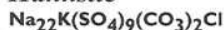
Properties: C – dark green, brown, red-brown; S – greenish, gray-yellow; L – vitreous to resinous; D – transparent to translucent; DE – 4; H – 3.5-4.5; CL – good; M – rhombohedral crystals, crusts.

Origin and occurrence: Secondary, occurring in the oxidation zone of Pb deposits, together with scorodite and other minerals. Crystals, several mm in size, found in Tsumeb, Namibia, are the best in the world. Small crystals are known from Bisbee, Arizona, USA; Ashburton Downs, Western Australia, Australia and Kamaréza near Laurion, Greece.

Beudantite, 70 mm, Moldava, Czech Republic



Hanksite

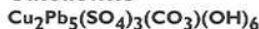


HEXAGONAL ● ●

Properties: C – colorless, yellowish; S – colorless; L – vitreous to dull; D – transparent to translucent; DE – 2.6; H – 3.5; CL – good; F – uneven; M – tabular to short prismatic crystals.

Origin and occurrence: Sedimentary in salt lake sediments, together with halite, borax and other minerals. Crystals up to 200 mm ($7\frac{1}{8}$ in) found in Searles Lake, California, USA. It is also known from borax deposits in the Death Valley, California, USA.

Caledonite



ORTHORHOMBIC ● ●

Properties: C – green to blue-green; S – light green; L – resinous; D – transparent to translucent; DE – 5.6; H – 2.5-3; CL – perfect; F – uneven; M – prismatic crystals, radial aggregates.

Origin and occurrence: Secondary, occurring in the oxidation zone of Cu and Pb deposits, associated with linarite and other minerals. Crystals up to 20 mm ($\frac{25}{32}$ in) come from Leadhills, Scotland, UK. Crystals, up to 15 mm ($\frac{19}{32}$ in), were found in the Mammoth mine, Tiger, Arizona, USA. Rich druses are known from Anarak, Iran. Crystals reaching up

Hanksite, 50 mm, Searles Lake, U.S.A.



to 20 mm ($\frac{25}{32}$ in) occurred in the Blue Bell mine, California, USA.

Leadhillite




MONOCLINIC ● ●

Properties: C – colorless, yellowish, gray; S – colorless; L – resinous to adamantine; D – transparent to translucent; DE – 6.5; H – 2.5-3; CL – perfect; F – conchoidal; M – pseudo-hexagonal tabular crystals.

Origin and occurrence: Secondary mineral from the oxidation zone of Pb deposits, associated with cerussite, anglesite, linarite and other minerals. The largest crystals, measuring up to 15 cm, come from Tsumeb, Namibia. Crystals up to 25 mm (1 in) found in the Mammoth mine, Tiger, Arizona, USA. Crystals in Leadhills, Scotland, UK were of similar size.

Chalcantite



TRICLINIC ● ● ●

Properties: C – deep blue; S – white; L – vitreous to resinous; D – transparent to translucent; DE – 2.3; H – 2.5; CL – imperfect; F – conchoidal; M – short prismatic to tabular crystals, stalactites, films; R – soluble in water.


Caledonite, 5 mm x, Graham Co., U.S.A.





Origin and occurrence: Secondary, as a product of the oxidation of Cu sulfides, stable only in arid climate. Crystals up to 40 mm (1⁵/₁₆ in) in size, and

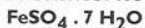
Melanterite, 80 mm, Harz Mts., Germany



stalactites, up to 1 m (39³/₈ in) long are known from Bisbee, Arizona, USA. Crystals were also found in the oxidation zone in Chuquicamata, Chile. Beautiful stalactites come from Rio Tinto, Spain.

Application: rarely mined as Cu ore.

Melanterite



MONOCLINIC • • • •

Varieties: pisanite (with Cu contents), kirovite (with Mg contents)

Properties: C – light green; S – colorless; L – vitreous; D – translucent; DE – 1.9; H – 2; CL – perfect; F – conchoidal; M – granular crusts, botryoidal and stalactitic aggregates, films; R – soluble in water.

Origin and occurrence: Secondary, as a result of the oxidation of Fe sulfides, together with other sulfates. It is unstable under atmospheric conditions. Crystals up to 20 mm (25¹/₃₂ in) long are known from Bisbee, Arizona and from the Boyd mine, Tennessee, USA. Stalactites, up to 50 cm (20 in) long, occurred in Chvaltice, Czech Republic. It is also common in Rio Tinto, Spain and Banská Štiavnica, Slovakia.

Epsomite
 $\text{MgSO}_4 \cdot 7 \text{H}_2\text{O}$

ORTHORHOMBIC ● ● ● ●

Properties: C – colorless to white; S – colorless; L – vitreous to silky; D – transparent to translucent; DE – 1.7; H – 2; CL – perfect; F – conchoidal; M – small crystals, granular, stalactitic aggregates; R – soluble in water, decomposing under atmospheric conditions.

Origin and occurrence: Secondary, as a result of the oxidation of Fe sulfides, also from crystallization of the salt lake water, associated with halite and other minerals. Crystals up to 1 m (39 1/8 in) long were found on Mount Kruger, Washington; prismatic crystals up to 50 mm (2 in) long also occur in Bisbee, Arizona and needles of a similar size come from the White Caps mine, Nevada, USA. It is also known as a product of the activity of fumaroles in Mount Vesuvius, Italy.


Morenosite
 $\text{NiSO}_4 \cdot 7 \text{H}_2\text{O}$

ORTHORHOMBIC ● ● ● ●

Properties: C – green, green-white; S – greenish; L – vitreous; D – transparent to translucent; DE – 2; H – 2-2.5; CL – good; F – conchoidal; M – stalactitic crusts and efflorescences; R – soluble in water.

Origin and occurrence: Secondary, as a product of the oxidation of Ni minerals, stable mainly in the arid regions. It is very common in Sudbury, Ontario, Canada; also in Richelsdorf, Germany and Potůčky, Czech Republic.

Epsomite, 10 mm xx, Stassfurt, Germany



Coquimbite
 $\text{Fe}^{3+}_2(\text{SO}_4)_3 \cdot 9 \text{H}_2\text{O}$

TRIGONAL ● ● ● ●

Properties: C – purple, yellow, green, colorless; S – colorless; L – vitreous; D – transparent; DE – 2.1; H – 2; CL – imperfect; F – conchoidal to uneven; M – prismatic to tabular crystals, granular, massive; R – soluble in water.

Origin and occurrence: Secondary, associated with other sulfates. Crystals, several cm long, were found in the Dexter No.7 mine, Calf Mesa, Utah, USA. Small prismatic crystals are known from Železník, tabular crystals occurred in Banská Štiavnica, Slovakia. It is very common in Chilean deposits, like Chuquicamata and Tierra Amarilla.

Alunogen
 $\text{Al}_2(\text{SO}_4)_3 \cdot 17 \text{H}_2\text{O}$

TRICLINIC ● ● ● ●

Properties: C – colorless, white, gray-yellow; S – colorless; L – silky; PS – transparent; DE – 1.8; H – 1.5; CL – perfect; M – pseudo-hexagonal crystals, granular; R – soluble in water.

Origin and occurrence: Secondary, as a result of the pyrite oxidation, also a product of sublimation on volcanoes and burning dumps, associated with other sulfates. Large crystals are known from the Dexter No.7 mine, Calf Mesa, Utah, crusts, over 1 m (39 1/8 in) thick were found on Mount Alum, New Mexico,


Morenosite, 60 mm, Potůčky, Czech Republic



Coquimbite, 110 mm, Cerritos Bajos, Chile

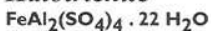


Alunogen, 80 mm, Dubník, Slovakia



USA. Fine aggregates occur on the walls of underground workings in the old opal mines in Dubník, Slovakia.

Halotrichite



MONOCLINIC ● ● ●

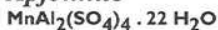
Properties: C – white, greenish; S – colorless; L – vitreous; PS – transparent to translucent; DE – 1.9–2.1; H – 1.5–2; CL – imperfect; F – conchoidal; M – acicular crystals, fibrous aggregates, efflorescences; R – soluble in water.

Origin and occurrence: Secondary, as a result of the pyrite oxidation, also a product of the activity of hot springs and solfataras, associated with other sulfates. Common fibrous crusts occur in Dubník, Slovakia. It looks similar in Rio Marina, Elba, Italy and in Chuquicamata, Chile. It is known from solfataras in Pozzuoli, Italy. It is a product of hot springs activity in the Lassen Peak National Park, California, USA.

Halotrichite, 90 mm, Récsk, Hungary



Apjohnite



MONOCLINIC ● ● ●

Properties: C – colorless, white, pink, greenish, yellow; S – colorless; L – silky; D – transparent; DE – 1.9; H – 1.5; M – fibrous aggregates, coatings, massive; R – soluble in water.

Origin and occurrence: Secondary, occurring together with other sulfates. Large accumulations are known from Little Pigeon Creek, Alum Cave, Tennessee, USA. It also occurs in Delagona Bay, Mozambique.

Apjohnite, 60 mm, Smolník, Slovakia



Bilinite, 60 mm, Bilina, Czech Republic



Bilinite



MONOCLINIC • •

Properties: C – white to yellowish; S – white; L – silky; D – opaque; DE – 1.9; H – 2; M – fibrous aggregates; R – soluble in water.

Origin and occurrence: Secondary, as a result of the pyrite oxidation, associated with other sulfates. Fibrous aggregates are known from Svitec near Bilina, Czech Republic. Also described from Bisbee, Arizona, USA.

Tschermigite



CUBIC • • •

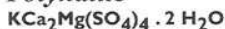
Properties: C – colorless; S – colorless; L – vitreous; D – transparent; DE – 1.6; H – 1.5; F – conchoidal; M – octahedral crystals, fibrous and columnar aggregates; R – soluble in water.

Tschermigite, 50 mm, Mogyorósbánya, Hungary



Origin and occurrence: Secondary in the brown coal, also on burning dumps and as a product of solfataras. Skeletal crystals up to 10 mm ($\frac{3}{8}$ in) in size are known from the brown coal basin near Most and Bilina, Czech Republic. Original locality Ěermníky, Czech Republic yielded fibrous crusts, up to 50 mm (2 in) thick. Fine octahedra, up to 10 mm ($\frac{3}{8}$ in) come from burning dumps near Zastávka near Brno, Czech Republic. Octahedra occur also in Geysers, California, USA. Small crystals on Etna, Sicily, Italy are of volcanic origin.

Polyhalite



TRICLINIC • • •

Properties: C – colorless, brown, red-brown; S – colorless; L – vitreous; D – transparent to translucent; DE – 2.8; H – 3-3.5; CL – perfect; M – acicular to prismatic crystals, columnar, scaly and fibrous aggregates.

Origin and occurrence: Sedimentary, as a constituent of salt deposits, also as a product of volcanic activity. Tabular and prismatic crystals are found rarely together with massive polyhalite aggregates in Stassfurt, Germany. Fibrous aggregates come from Halstatt, Austria. Large deposits of polyhalite are located near Carlsbad, New Mexico, USA. Coatings occur on Mount Vesuvius, Italy.


Görgeyite




MONOCLINIC • •

Properties: C – colorless, yellowish; S – colorless; L – vitreous; D – translucent; DE – 3; H – 3.5;

Polyhalite, 54 mm, Carlsbad, U.S.A.



Gypsum, 62 mm, Carneville, Utah, U.S.A.



CL – good; F – conchoidal; M – tabular crystals.
Origin and occurrence: Sedimentary in salt deposits, associated with halite and other minerals. Fine crystals up to 80 mm (3 1/8 in) long found near Inder Lake, Kazakhstan; also known from Bad Ischl, Austria.

Gypsum



MONOCLINIC ● ● ● ● ●

Varieties: Maria-glass, alabaster, satin spar, selenite.
Properties: C – colorless, white, gray, yellowish; S – colorless; L – vitreous to pearly; D – transparent to translucent; DE – 2.3; H – 1.5-2; CL – perfect; F – conchoidal; M – typical monoclinic crystals, often twins, fibrous and platy aggregates, granular, massive; LU – crystals with inclusions sometimes bluish to yellowish.

Görgeyite, 80 mm, Inder Lake, Kazakhstan



Origin and occurrence: Rare primary hydrothermal, mostly sedimentary and as a weathering product, associated with anhydrite, halite and other minerals. Crystals up to 50 mm from Cavnic, Romania are probably hydrothermal. Huge crystals up to 1.5 m (5 ft) long found in karst cavities (Cave of Swords) in gossan in the PbZn deposit Naica, Chihuahua, Mexico. Crystals up to 9 m (29 ft 6 in) long from Santa Eulalia, Chihuahua, Mexico, where they were found combined with interesting aggregates, called 'ram's horns' from their shape. Crystals up to 4 m (13 ft) long occurred in Tarnobrzeg, Poland. Common crystals are also known from Gorguel, Spain. The 'desert roses' or crystal druses, from Sahara desert in Tunisia and Algeria, with sand grain inclusions are mineralogically interesting. Large slabs of the transparent variety, called Maria-glass, found in Friedrichsrode, Germany. Fine-grained variety alabaster occurs e.g. in Italy. Fibrous variety selenite (sometimes also called satin spar) comes from the Sylva river basin, Perm, Russia.

Application: building, chemical and medical industries.

Langite




ORTHORHOMBIC ● ● ●


Properties: C – blue, blue-green; S – light blue; L – vitreous to silky; D – translucent; DE – 3.3; H – 2.5-3; CL – perfect; M – small isometric crystals, fine-grained crusts, earthy aggregates..

Origin and occurrence: Secondary, as a product of the oxidation of Cu ores, associated with gypsum and other minerals. Crystals known from St. Just, Cornwall, UK. Crystals occurred in Tsumeb, Namibia. Fine specimens come from Špania Dolina and L'ubietová, Slovakia and from Borovce, Czech Republic. It is also common in Ely, Nevada, USA and in El Cobre, Chile.

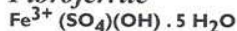
Langite, 49 mm, Allihies, Cork, Ireland



Fibroferrite, 70 mm, Dubník, Slovakia



Fibroferrite



ORTHORHOMBIC • • •

Properties: C – yellowish, greenish, gray; S – white; L – silky; D – opaque; DE – 1.9; H – 2.5; CL – perfect; M – small crystals, fibrous and botryoidal crusts; R – soluble in water.

Origin and occurrence: Secondary as a product of the pyrite oxidation, together with other sulfates. Crystals in cavities in melanterite found in the Dexter No.7 mine, Calf Mesa, Utah, USA. Vein fillings up to 3 m (10 ft) thick come from the Santa Elena mine, La Alcaparrosa, Argentina. Fine fibrous aggregates occur in Dubník, Slovakia. It is common in many localities in Chile (Tierra Amarilla, Chuquicamata).

Aluminite



MONOCLINIC • • •

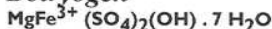
Properties: C – white; S – white; L – dull; D – opaque; DE – 1.7-1.8; H – 1-2; CL – none; M – earthy nodules, consisting of microscopic needles.

Origin and occurrence: Secondary, resulting from the reaction of sulfuric acid with Al in Al-rich rocks. Large nodule, 30 cm (12 in) in diameter, known from Newhaven, Sussex, UK. Fine white nodules described from Malá Chuchle, Prague, Czech Republic. It also occurs near Halle, Germany and covers limestone in the vicinity of Joplin, Missouri, USA.

Aluminite, 60 mm, Bicske-Csordakút, Hungary



Botryogen



MONOCLINIC • • •

Properties: C – orange-red; S – yellow; L – vitreous; D – transparent to translucent; DE – 2.1; H – 2-2.5; CL – perfect; F – conchoidal; M – prismatic striated crystals, racemose and spherical aggregates with radial structure.

Origin and occurrence: Secondary, as a result of the pyrite oxidation in arid regions, together with other sulfates. Crystals up to 35 mm (1 1/16 in) long from the Libiola mine near Genoa, Italy. It is common in Chuquicamata and Quetena in Chile; also known from Rammelsberg, Germany.

Botryogen, 3 mm xx, Knoxville, U.S.A.



Devilline, 10 mm xx, Špania Dolina, Slovakia



Copiapite



TRICLINIC



Properties: C – yellow, green-yellow, orange; S – yellow; L – pearly; D – transparent to translucent; DE – 2.1-2.2; H – 2.5; CL – perfect; M – thin tabular crystals, scaly and pulverulent aggregates, earthy.

Origin and occurrence: Secondary, originated from the pyrite oxidation, together with other sulfates.

Tabular crystals come from the Dexter No.7 mine, Calf Mesa, Utah, USA and also from Železník, Slovakia. Fine crystals were found in many localities in Chile (Tierra Amarilla, Chu-

Copiapite, 96 mm, Copiapó, Chile

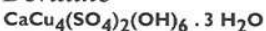


Serpierite, 80 mm, Příbram, Czech Republic



quicamata). It also occurs in Rammelsberg, Germany.

Devilline



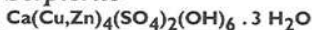
MONOCLINIC



Properties: C – emerald-green; S – white to light green; L – vitreous to pearly; D – transparent to translucent; DE – 3.1; H – 2.5; CL – perfect; M – thin tabular pseudo-hexagonal crystals and coatings.

Origin and occurrence: Secondary, as a result of the oxidation of Cu sulfides, associated with other secondary Cu minerals. The world's best specimens come from Špania Dolina, Slovakia, where crystal rosettes up to 10 mm (3/8 in) in diameter were found in the past century; also known from Botallack, Cornwall, UK and Tsumeb, Namibia.

Serpierite



MONOCLINIC



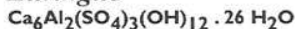
Properties: C – blue; S – white; L – vitreous; D – transparent to translucent; DE – 3.1; H – 2.5; CL – perfect; M – tabular crystals, coatings.

Origin and occurrence: Secondary, originated in the oxidation zone of Cu-Zn deposits, together with smithsonite and other minerals. Its small crystals and aggregates occurred in Laurion, Greece. Recently confirmed at Příbram, Czech Republic.

Ettringite, 45 mm, Kuruman, South Africa



Ettringite



HEXAGONAL • •

Properties: C – colorless, yellow; S – white; L – vitreous to silky; D – transparent; DE – 1.8; H – 2.5; CL – perfect; M – prismatic crystals, fibrous aggregates.

Origin and occurrence: Metamorphic, associated with sturmanite. The world's best crystals reaching up to 100 mm (4 in) come from the N'Chwaning mine, Kuruman, South Africa. Crystals up to 4 mm ($\frac{1}{2}$ in) occurred in Franklin, New Jersey, USA. Also known from the contact metamorphic conditions in Crestmore, California, USA.

Sturmanite



TRIGONAL •

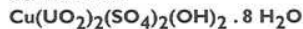
Properties: C – yellow, yellow-green; S – white; L – vitreous; D – transparent to translucent; DE – 1.9; H – 2.5; CL – perfect; M – flat dipyrnidal crystals.

Origin and occurrence: Probably metamorphic, associated with barite, hematite and ettringite. Crystals up to 140 mm ($5\frac{1}{2}$ in) long come from the N'Chwaning mine, Kuruman, South Africa.

Sturmanite, 35 mm xx, Kuruman, South Africa



Johannite

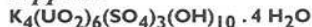


TRICLINIC • •

Properties: C – green; S – light green; L – vitreous; D – transparent to translucent; DE – 3.3; H – 2-2.5; CL – good; M – prismatic to thick tabular crystals, scaly aggregates, coatings; R – radioactive.

Origin and occurrence: Secondary, as a result of the uraninite oxidation, together with other secondary U minerals. Crystals are known from Jáchymov, Czech Republic and Johanngeorgenstadt, Germany. It was common with zippeite in Central City, Colorado, USA and also reported from Mounana, Gabon.

Zippeite




ORTHORHOMBIC • • •

Properties: C – orange-yellow; S – yellow; L – dull to earthy; D – opaque; DE – 3.7; H – not determined; CL – perfect; M – acicular and tabular crystals, pulverulent and acicular aggregates, coatings; LU – green; R – radioactive.

Origin and occurrence: Secondary, forming during the uraninite oxidation, associated with other secondary U minerals. Small tabular crystals come from Drmoul, Czech Republic. Coatings and

Johannite, 70 mm, Jáchymov, Czech Republic



acicular aggregates are known from Jáchymov, Czech Republic and Central City, Colorado, USA; also occurs in Shinkolobwe, Zaire.

Scheelite


CaWO₄

TETRAGONAL • • • • •

Properties: C – colorless, gray-white, yellow-brown, orange, red, greenish; S – white; L – greasy to adamantine; D – translucent; DE – 6.1; H – 4.5-5; CL – good; F – conchoidal to uneven; M – pseudo-octahedral crystals, granular, massive; LU – blue-white.

Origin and occurrence: Magmatic in pegmatites,

Zippeite, 40 mm, Lodève, France



hydrothermal in greisens and metamorphic; parageneses vary significantly according to the origin. Beautiful brownish crystals up to 100 mm (4 in) in size come from Taewha and Tongwha in Korea. Similar crystals were recently found in China. Orange crystals up to 40 mm (1⁹/₁₆ in) in size are associated with cassiterite crystals on quartz crystals from Iultin and Tenkergin, Russia. Clear crystals, weighing up to 50 kg (110 lb), occurred in pegmatites near Natas, Namibia. Crystals up to 70 mm (2³/₄ in) reported from several mines near Traversella, Italy. Beautiful red crystals up to 20 mm (3⁷/₃₂ in) were very rare in Pøibram, Czech Republic. Yellow crystals up to 40 mm (1⁹/₁₆ in) are known from quartz veins with pumpellyite in Obřít Děl, Czech Republic.

Application: W ore.

Scheelite, 77 mm, Sichuan, China



Stolzite, 20 mm, Arizona, U.S.A.



Stolzite
 PbWO_4

TETRAGONAL ● ●

Properties: C – gray-brown, orange-yellow, red, green; S – colorless; L – adamantine to resinous; D – transparent to translucent; DE – 7.9-8.3; H – 2.5-3; CL – imperfect; F – conchoidal to uneven; M – dipyr-ramidal and thick tabular, striated crystals.

Origin and occurrence: Secondary, as a product of the oxidation of primary W minerals. Crystals up to 60 mm ($2\frac{3}{8}$ in) from St Leger-de-Peyre, France. Prisms and needles up to 25 mm (1 in) long found in Broken Hill, New South Wales, Australia. Crystals up to 25 mm (1 in) also known from Tsumeb, Namibia. Crystals up to 20 mm ($\frac{25}{32}$ in) reported from Cínovec, Czech Republic and from the Black Pine mine, Montana, USA.

Ferrimolybdate, 60 mm, Hürky, Czech Republic



Crocoite, 44 mm, Dundas, Australia



Crocoite
 PbCrO_4

MONOCLINIC ● ●

Properties: C – orange, red; S – orange-yellow; L – adamantine to greasy; D – translucent; DE – 6; H – 3; CL – good; F – conchoidal to uneven; M – long prismatic to acicular crystals, crusts.

Origin and occurrence: Secondary, as a result of the galena oxidation in basic rocks. The world's best specimens come from the Dundas district, Tasmania, Australia where crystals up to 100 mm (4 in) long were found in several mines. Fine crystals up to 40 mm ($1\frac{1}{16}$ in) long are known from Berezovsk, Ural mountains, Russia. Crystals up to 20 mm ($\frac{25}{32}$ in) were recently found in Callenberg, Germany.

Betpakdalite, 70 mm, Bayan Tsogdo, Mongolia



Ferrimolybdate
 $\text{Fe}_2(\text{MoO}_4)_3 \cdot 8 \text{H}_2\text{O}$

ORTHORHOMBIC ● ●

Properties: C – yellow, whitish; S – light yellow; L – adamantine, silky, earthy; D – opaque; DE – 4.4; H – 1-2; M – small acicular crystals, fibrous and radial aggregates, earthy.

Origin and occurrence: Secondary, as a product of the molybdenite oxidation. Microscopic crystals were found in Glen Innes, New South Wales, Australia. It occurred as yellow coatings in Climax and Telluride, Colorado, in the Getchell mine, Nevada, USA; also in Hřrky near Ěistá, Czech Republic.

Betpakdalite
 $\text{CaFe}^{3+}\text{Hg}(\text{MoO}_4)_5(\text{AsO}_4)_2 \cdot 8 \text{H}_2\text{O}$

MONOCLINIC ●

Properties: C – lemon-yellow; S – yellow; L – vitreous, waxy, dull; D – opaque; DE – 3; H – 3; CL – good; M – short prismatic microscopic crystals, pulverulent.

Origin and occurrence: Secondary mineral. Originally described from Kara-Oba, Kazakhstan. It also occurred in Tsumeb, Namibia and in Krupka, Czech Republic.

Wulfenite, 38 mm, Los Lamentos, Mexico

Wulfenite
 PbMoO_4

TETRAGONAL ● ● ●

Properties: C – yellow, orange, brownish, red, greenish; S – white; L – greasy to adamantine; D – transparent to translucent; DE – 6.3-7; H – 3; CL – good; F – uneven to conchoidal; M – thin tabular and dipyrarnidal crystals, granular, massive.

Origin and occurrence: Secondary, as a result of the galena oxidation, together with cerussite, vanadinite and other minerals. The best specimens are known from the Red Cloud mine near Yuma, Arizona, where red tabular crystals found up to 50 mm (2 in) diameter. Yellow-brown crystals up to 100 mm (4 in) come from the Glove mine, Arizona, USA. Thick tabular orange crystals up to 20 mm ($2^{1/2}$ in) in diameter found in the Erupcion mine, Villa Ahumada, Los Lamentos, Chihuahua. Beautiful yellow plates up to 60 mm ($2^{3/8}$ in) with orange mimetite spheres occurred in the San Francisco mine, Magdalena, Sonora, Mexico. Rare tabular crystals up to 70 mm ($2^{3/4}$ in) across come from Tsumeb, Namibia. Fine orange-yellow tabular crystals up to 20 mm ($2^{1/2}$ in) across, and pyramidal crystals are known from Bleiberg, Austria and Mežica, Slovenia. Crystals up to 100 mm (4 in) were found recently in Touissit, Morocco.





8. Phosphates

Lithiophosphate



ORTHORHOMBIC ●

Properties: C – colorless, white, pinkish; S – white; L – vitreous; D – transparent to translucent; DE – 2.5; H – 4; CL – perfect; F – uneven; M – prismatic crystals, granular.

Origin and occurrence: Hydrothermal in granitic pegmatites, where it forms by replacement of spodumene and montebrasite. Cleavable aggregates up to 100 mm (4 in) across occur in the Tanco Mine, Bernic Lake, Manitoba, Canada; crystals up to 25 mm (1 in) across in the Foote mine, Kings Mountain, North Carolina, USA.

Beryllonit




MONOCLINIC ● ●

Properties: C – colorless, white, yellowish; S – white; L – vitreous; D – transparent to translucent; DE – 2.8; H – 5.5–6; CL – perfect; F – uneven; M – short prismatic to tabular crystals, granular.

Origin and occurrence: Hydrothermal in cavities in granitic pegmatites where it is associated with hercynite, albite and tourmaline. Crystals and their twins, up to 150 mm (6 in) across come from Stoneham and Newry, Maine, USA; also from Viitaniemi, Finland and Paprok, Afghanistan.

Adamite, 52 mm, Mapimi, Mexico

Lithiophosphate, 30 mm, Tanco, Canada



Beryllonite, 31 mm, Paprok, Afghanistan



Triphylite



ORTHORHOMBIC ● ● ●


Properties: C – gray-green, gray-blue, gray, brown; S – gray-white; L – greasy to vitreous; D – transparent to translucent; DE – 3.4; H – 4–5; CL – good; F – uneven; M B short prismatic crystals, granular, massive.

Origin and occurrence: Magmatic in granitic pegmatites, associated with graftedite, sarcopside and many secondary phosphates. Large triphylite crystals up to 1.5 m (5 ft) across are known from Hagendorf, Germany; from the Tip Top mine, Custer, South Dakota and Palermo No. 1 mine, North Groton, New Hampshire, USA; also from Hühnerkobel, Germany.

Triphylite, 70 mm, Hagendorf, Germany



Lithiophilite, 120 mm, Viitaniemi, Finland



Lithiophilite
 LiMnPO_4

ORTHORHOMBIC • •

Properties: C – pink, red-brown, brown; S – white; L – vitreous; D – transparent to translucent; DE – 3.3; H – 4-5; CL – good; F – uneven; M – short prismatic crystals, granular, massive.

Origin and occurrence: Magmatic in granitic pegmatites. It is sometimes associated with triplite and triphylite, typically replaced by many secondary phosphates. Large masses of lithiophilite, reaching up to 1 m (39 1/8 in), occur in Karibib, Namibia; Kitumbe, Rwanda. Other localities are Manguale, Portugal; Tanco mine, Bernic Lake, Manitoba, Canada; Stewart Lithia Mine, Pala, California, USA.

Purpurite, 40 mm, Usakos, Namibia



Berzeliite, 120 mm, Langban, Sweden



Purpurite
 $\text{Mn}^{3+}\text{PO}_4$

ORTHORHOMBIC • •

Properties: C – pink, purple, dark brown; S B red-purple; L – dull to velvet; D – translucent to opaque; DE – 3.7; H – 4-4.5; CL – good; F – uneven; M B granular, massive.

Origin and occurrence: Hydrothermal, as a product of lithiophilite replacement in granitic pegmatites. It is usually associated with many secondary phosphates. It is known from Kitumbe, Rwanda; Usakos and Sandamab, Namibia; the Tip Top and Bull Moose mines, Custer, South Dakota and Branchville, Connecticut, USA.

Berzeliite
 $(\text{Ca},\text{Na})_3(\text{Mg},\text{Mn})_2(\text{AsO}_4)_3$

CUBIC • •

Properties: C – yellow, orange; S – red-purple; L – resinous; D – transparent to translucent; DE – 4.1; H – 4-4.5; CL – none; F – conchoidal to uneven; M – isometric crystals, granular, massive.

Origin and occurrence: Metamorphic, together with haussmanite, rhodonite and tephroite. It occurs as massive in Langban and Nordmark, Sweden.

Whitlockite
 $\text{Ca}_9(\text{Mg},\text{Fe})\text{H}(\text{PO}_4)_7$

TRIGONAL • •

Properties: C – colorless, white, yellowish, pinkish; S – white; L – vitreous to dull; D – transparent to translucent; DE – 3.1; H – 5; CL – none; F – conchoidal to uneven; M – rhombohedral crystals, granular, massive.

Origin and occurrence: Hydrothermal, as a product of replacement of primary phosphates in granitic pegmatites, rare in sedimentary rocks – phosphorites; very rare magmatic in meteorites. Mainly associated with apatite and carbonates. Imperfect crystals around 10 mm ($\frac{3}{8}$ in) across, occur in the Palermo No. 1 mine, North Groton, New Hampshire; also in the Tip Top mine, Custer, South Dakota, USA.

Xenotime-(Y)

YPO₄

TETRAGONAL ● ● ●

Properties: C – brown, yellow, gray, greenish; S – white; L – vitreous to resinous; D – transparent, translucent to opaque; DE – 4.5; H – 4.5; CL – good; F – conchoidal to uneven; M – long prismatic to tabular crystals, granular; R – sometimes weakly radioactive and metamict.

Origin and occurrence: Magmatic in granitic and alkaline pegmatites, granites and syenites; hydrothermal in the Alpine-type veins; metamorphic in gneisses; common in placers. It is associated with monazite-(Ce) and zircon. Perfect prismatic crystals up to 100 mm (4in) across occur mainly in pegma-

Xenotime-(Y), 14 mm x, Washington Co., U.S.A.

Whitlockite, 10 mm xx, New Hampshire, U.S.A.



tites in Kragerö and Hitterö, Norway; Ytterby, Sweden; in several places in Madagascar; in Ichikawa, Japan. Crystals about 20 mm ($\frac{3}{16}$ in) are known from the Alpine-type veins in Binntal, Switzerland.

Application: ore of rare earth elements.



Monazite-(Ce)

CePO_4

MONOCLINIC • • •


Properties: C – yellow, brown, red-brown, orange, gray-green; S – white; L – vitreous to resinous; D – transparent, translucent to opaque; DE – 4.6; H – 5–5.5; CL – good; F – conchoidal to uneven; M – long prismatic to tabular crystals, granular; R – sometimes weakly radioactive and metamict.

Origin and occurrence: Magmatic in granitic and alkaline pegmatites, granites, syenites, carbonatites; hydrothermal in the Alpine-type veins and greisens; metamorphic in gneisses; common in placers.

It is associated with apatite, xenotime-(Y) and zircon. Perfect prismatic crystals up to 200 mm ($7\frac{7}{8}$ in) come from Mars Hill, North Carolina, Trout Creek Pass, Colorado, USA; also from Arendal, Norway; Ambatofotsikely and Ampangabé, Madagascar, where masses weighing several kg are common; crystals, up to 200 mm ($7\frac{7}{8}$ in) across found in Minas Gerais, Jaguarapu, Brazil.

Application: ore of rare earth elements.

Monazite-(Ce), 31 mm, Felício, Brazil



Hydroxylherderite

$\text{CaBe}(\text{PO}_4)(\text{OH}, \text{F})$

MONOCLINIC • • •

Properties: C – colorless, white, yellowish, greenish; S – white; L – vitreous to dull; D – transparent to translucent; DE – 3.0; H – 5–5.5; CL – good; F – conchoidal to uneven; M – prismatic to tabular crystals, radial aggregates, granular.

Origin and occurrence: Hydrothermal in cavities in granitic pegmatites and in greisens. Perfect crystals, up to 120 mm ($4\frac{11}{16}$ in) long come from Marilaca and together with colored tourmalines from Virgem da Lapa, Minas Gerais, Brazil; also known from Topsham and Stoneham, Maine, USA.

Amblygonite

$\text{LiAl}(\text{PO}_4)(\text{F}, \text{OH})$

TRICLINIC • • •

Properties: C – colorless, white, yellowish, bluish, gray; S – white; L – vitreous to dull; D – transparent to translucent; DE – 3.1; H – 5.5–6; CL – good; F – conchoidal to uneven; M – short prismatic crystals, granular, massive.

Hydroxylherderite, 22 mm, Anza, California, U.S.A.



Montebrasite, 80 mm, White Picacho, Arizona, U.S.A.



Origin and occurrence: Magmatic in granitic pegmatites and some granites; rare hydrothermal in greisens and in ore veins. Large amblygonite masses, several meters across, come from pegmatites, like the Beecher, Custer and Hugo mines, Keystone, South Dakota, USA, where its blocks weighed up to 200 tons; also known from Viitaniemi, Finland; Utö, Sweden. Typical representative of the quartz-amblygonite veins is Vernérov, Czech Republic.

Application: Li ore and raw material for ceramics.

Montebrasite

$\text{LiAl}(\text{PO}_4)(\text{OH}, \text{F})$

TRICLINIC



Properties: C – colorless, white, yellowish, yellow, bluish, gray; S – white; L – vitreous to dull; D – transparent to translucent; DE – 3.0; H – 5.5-6; CL – good; F – conchoidal to uneven; M – short prismatic to tabular crystals, granular, massive.

Origin and occurrence: Magmatic in granitic pegmatites and granites; hydrothermal in granitic pegmatites. It occurs very frequently with amblygonite, which it replaces. Large masses are known from Montebras, France; also from the Tin Mountain mine, Custer, South Dakota, USA.. Perfect tabular crystals up to 150 mm (6 in) across found in Taquaral, Minas Gerais, Brazil.

Wagnerite

$\text{Mg}_2(\text{PO}_4)(\text{F}, \text{OH})$

MONOCLINIC



Properties: C – light yellow, yellow-green, yellow-brown, green; S – white; L – vitreous to greasy; D – transparent, translucent to opaque; DE – 3.2; H – 5-5.5; CL – imperfect; F – conchoidal to uneven; M – short prismatic crystals, granular, massive.

Wagnerite, 18 mm x, Werfen, Austria



Origin and occurrence: Magmatic in granitic pegmatites; metamorphic in gneisses and eclogites; hydrothermal in quartz veins and in salt deposits. The most famous finds come from the quartz veins in Höllgraben and Radelgraben, the Alps, Austria, where wagnerite occur together with lazulite and forms crystals up to 30 mm (1 1/16 in) across; also known from Mangualde, Portugal and Bodenmais, Germany.

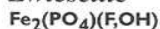
Amblygonite, 55 mm, Minas Gerais, Brazil



Zwieselite, 30 mm grain, Dolní Bory, Czech Republic



Zwieselite



MONOCLINIC • • •

Properties: C – dark brown to black-brown; S – light brown; L – vitreous to greasy; D – translucent to opaque; DE – 4.0; H – 5-5.5; CL – imperfect; F – conchoidal to uneven; M – short prismatic crystals, granular, massive.

Origin and occurrence: Magmatic in granitic pegmatites; rare hydrothermal in greisens. It is associated with apatite, triplite and secondary phosphates. Imperfect crystals and granular aggregates are known from pegmatites near Zwiesel, Germany; Dolní Bory, Czech Republic.

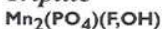
Libethenite, 80 mm, L'ubietová, Slovakia



Triplite, 70 mm, Viitaniemi, Finland



Triplite



MONOCLINIC • • •

Properties: C – pink, light brown; S – light brown; L – vitreous to greasy; D – translucent to opaque; DE – 3.8; H – 5-5.5; CL – imperfect; F – conchoidal to uneven; M – short prismatic crystals, granular, massive.

Origin and occurrence: Magmatic in granitic pegmatites and granites; hydrothermal in greisens and in quartz veins. It is usually hydrothermally altered and replaced by secondary phosphates. Huge masses several meters in size come from pegmatites in Karibib, Namibia; it also occurs in Mangualde, Portugal and in Sukula, Finland.


Libethenit



ORTHORHOMBIC • • •

Properties: C – black-green to light green; S – olive-green; L – greasy; D – translucent; DE – 3.9; H – 4; CL – imperfect; F – conchoidal to uneven; M – short prismatic and dipyrnoidal crystals, botryoidal aggregates, granular, massive.

Origin and occurrence: Secondary in Cu deposits, where it occurs together with malachite, pseudomalachite and brochantite. Perfect crystals, up to 30 mm (1 1/16 in) across, come from the Rokana mine, Zambia; crystals, up to 10 mm (3/8 in), are known from Kambove, Zaire; L'ubietová, Slovakia; Nizhniy Tagil, Ural Mts., Russia.



Olivenite

$\text{Cu}_2(\text{AsO}_4)(\text{OH})$

ORTHORHOMBIC • • •

Properties: C – olive-green, green-brown, gray-green to gray; S – light green; L – greasy; D – translucent to opaque; DE – 4.4; H – 3; CL – imperfect; F – conchoidal to uneven; M – long to short prismatic and dipyrarnidal crystals, acicular and radial aggregates, massive.

Origin and occurrence: Secondary in Cu deposits. It is associated with other secondary Cu minerals, malachite, azurite and scorodite. Perfect crystals up to 10 mm ($\frac{1}{8}$ in) across occurred in Wheal Gorland, Cornwall, and Tavistock, Devon UK; also in Tsumeb, Namibia and Ashburton Downs, Western Australia, Australia.

Adamine

$\text{Zn}_2(\text{AsO}_4)(\text{OH})$

ORTHORHOMBIC • • •

Properties: C – yellow-green, yellow, green, colorless, purple; S – white; L – vitreous; D – transparent to translucent; DE – 4.4; H – 3.5; CL – imperfect; F – conchoidal to uneven; M – long to short prismatic and dipyrarnidal crystals, acicular and radial aggregates, massive; LU – yellow-green.

Origin and occurrence: Secondary in Zn deposits, associated with hemimorphite, goethite and smithsonite. Rich druses of green and rare purple crystals up to 70 mm ($2\frac{3}{4}$ in) across come from Mina Ojuela, Mapimi, Durango, Mexico; also known from Tsumeb, Namibia; Laurion, Greece and Cap Garonne, France.

Adamite, 34 mm, Mapimi, Mexico



Lazulite, 11 mm x, Lincoln Co., U.S.A.



Lazulite



MONOCLINIC • • • •

Properties: C – dark to light blue, blue-green; S – white; L – vitreous; D – transparent to translucent; DE – 3.1; H – 5.5-6; CL – imperfect; F – conchoidal to uneven; M – short prismatic and dipyrarnidal crystals, granular, massive.

Origin and occurrence: Hydrothermal in quartz veins and granitic pegmatites, where it is formed by decomposition of primary phosphates; metamorphic in quartzites.

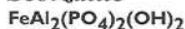
Imperfect crystals up to 100 mm (4 in) across come from Horrsjöberg, Sweden; perfect crystals about 50 mm found in Ashudi, Pakistan; also known from

Scorzalite, 80 mm, Palermo No.2 Mine, U.S.A.



Big Fish River, Yukon, Canada and near Werfen, Austria.

Scorzalite

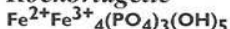


MONOCLINIC • • • •

Properties: C – dark blue, blue-green; S – white; L – vitreous; D – transparent to translucent; DE – 3.3; H – 6; CL – imperfect; F – conchoidal to uneven; M – prismatic crystals, granular, massive.

Origin and occurrence: Hydrothermal in granitic pegmatites, as a replacement product of primary phosphates, rare in quartz veins. Dark blue, granular aggregates up to 100 mm (4in) across occur in the Palermo No. 1 and No. 2 mines, North Groton, New Hampshire and the Victory mine, Custer, South Dakota, USA.

Rockbridgeite




ORTHORHOMBIC • • • •

Properties: C – dark and light green, black-green; S – green; L – dull; D – translucent to opaque; DE – 3.4; H – 4.5; CL – good; F – uneven; M – acicular crystals, radial aggregates and crusts, granular, massive.

Origin and occurrence: Secondary in granitic pegmatites and in Fe deposits. It mostly originates from the hydrothermal alteration of primary phosphates, mainly triphylite, and it is associated with other secondary phosphates. Rich radial aggregates up to 50 mm (2 in) across come from Hagendorf, Germany; the Tip Top mine, Custer, South Dakota and the Fletcher mine, Groton, New Hampshire, USA.

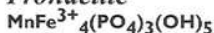
Rockbridgeite, 70 mm, Hagendorf, Germany



Frondelite, 15 mm xx, Custer, U.S.A.



Frondelite

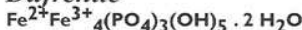


ORTHORHOMBIC • • •

Properties: C – light olive-green, brown, black-green; S – green; L – dull; D – translucent to opaque; DE – 3.5; H – 4.5; CL – good; F – uneven; M – acicular crystals, radial aggregates and crusts, granular, massive.

Origin and occurrence: Secondary in granitic pegmatites, where it forms as a result of the hydrothermal alteration of primary phosphates, mainly lithiophilite. Radial aggregates occur in the Fletcher mine, Groton, New Hampshire, USA; also in Sapucaia, Minas Gerais, Brazil.

Dufrenite



MONOCLINIC • • •

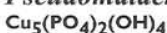
Properties: C – dark green, black-green, black; S – green; L – vitreous to dull; D – translucent to opaque; DE – 3.4; H – 3.5-4.5; CL – good; F – uneven; M – radial aggregates and crusts, granular, massive.

Origin and occurrence: Secondary in granitic pegmatites and in the oxidation zone of Fe deposits; it forms in pegmatites as a result of the hydrothermal alteration of primary phosphates. Radial aggregates occur in pegmatites in Hagendorf and Hühnerkobel, Germany; also in gossan in the Wheal Phoenix mine, Cornwall, UK.

Dufrenite, 9 mm, Lancaster, U.S.A.



Pseudomalachite



MONOCLINIC • • •

Properties: C – green, black-green; S – green; L – vitreous to dull; D – translucent to opaque; DE – 4.3; H – 4.5-5; CL – good; F – uneven; M – short prismatic crystals, botryoidal aggregates with radial structure, massive.

Origin and occurrence: Secondary in Cu deposits, associated with malachite, chrysocolla, libethenite and goethite. Beautiful botryoidal aggregates and large masses come from Nizhniy Tagil, Ural mountains, Russia; also from Ehl and Virneberg, Germany; from L'ubietová, Slovakia; and also from many localities in Shaba province, Zaire.

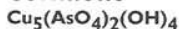
Pseudomalachite, 80 mm, L'ubietová, Slovakia



Cornubite, 30 mm, Farbište, Slovakia



Cornubite



TRICLINIC •

Properties: C – light to dark green; S – light green; L – vitreous to dull; D – translucent; DE – 4.8; H – not determined; CL – not determined; F – uneven; M – botryoidal aggregates, massive.

Origin and occurrence: Secondary in Cu deposits. It was found together with olivenite and clinoclase in the Bedford United quarry, Cornwall, UK; also in Ashburton Downs, Western Australia, Australia and Farbište, Slovakia.

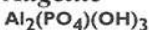
Cornetite, 10 mm aggregate, Lumumbashi, Zair



Augelite, 34 mm, Yukon Territory, Canada



Augelite

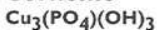


MONOCLINIC • • •

Properties: C – colorless, white, yellowish, pinkish; S – white; L – vitreous to dull; D – transparent to translucent; DE – 2.7; H – 4.5-5; CL – good; F – uneven; M – thick tabular to prismatic crystals, granular, massive.

Origin and occurrence: Hydrothermal in granitic pegmatites as a product of primary phosphates replacement; rare metamorphic in quartzites. Massive aggregates several decimeters across occur in pegmatites in Burango, Rwanda; also in the Hugo mine, Custer, South Dakota and Mount White, California, USA. Crystals up to 20 mm ($\frac{23}{32}$ in) across come from Rapid Creek, Yukon, Canada and from the Champion mine, California; rare small crystals found in the Palermo No. 1 mine, North Groton, New Hampshire, USA.

Cornetite



ORTHORHOMBIC •

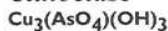
Properties: C – dark blue to blue-green; S – light blue; L – vitreous; D – transparent to translucent; DE – 4.1; H – 4.5; CL – none; F – conchoidal to uneven; M – short prismatic crystals, coatings.

Origin and occurrence: Secondary in Cu deposits. It is rare in the Etoile mine near Lumumbashi and in Kalagi, Shaba province, Zaire; also occurs in Yerington, Nevada and in Saginaw Hill, Arizona, USA.

Clinoclase, 40 mm, Cornwall, UK



Clinoclase

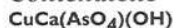


MONOCLINIC ● ●

Properties: C – dark green-blue to black-green; S – blue-green; L – vitreous; D – transparent to translucent; DE – 4.4; H – 2.5-3; CL – perfect; F – uneven; M – prismatic and tabular crystals, botryoidal aggregates.

Origin and occurrence: Secondary in Cu deposits, often associated with malachite, azurite and other secondary Cu minerals. Spherical aggregates up to 10 mm ($\frac{3}{8}$ in) known from the Majuba Hill mine, Nevada, USA; occurs rarely near Tavistock, Devon, UK; also in Novoveská Huta, Slovakia.

Conichalcite



ORTHORHOMBIC ● ● ●

Properties: C – yellow-green to emerald-green; S – light green; L – vitreous to greasy; D – transparent to translucent; DE – 4.3; H – 4.5; CL – none; F – uneven; M – short prismatic crystals, botryoidal aggregates with radial structure, massive.

Origin and occurrence: Secondary in Cu deposits. It occurs as rich botryoidal aggregates in Otavi, Namibia; Tintic, Utah, in the Higgins mine, Bisbee, Arizona and Yerington, Nevada, USA.

Conichalcite, 70 mm, Tintic, U.S.A.



Duftite




ORTHORHOMBIC ● ●

Properties: C – yellow-green, olive-green to gray-green; S – light green; L – vitreous to greasy; D – translucent; DE – 6.5; H – 3; CL – not determined; F – uneven; M – small crystals, botryoidal aggregates and coatings.

Origin and occurrence: Secondary in base metals deposits. It is associated with malachite and azurite in Tsumeb, Namibia; in Mina Ojuela, Mapimi, Durango, Mexico; in Moldava, Czech Republic.

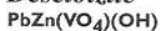
Duftite, 90 mm, Tsumeb, Namibia



Descloizite, 38 mm, Grootfontein, Namibia



Descloizite



ORTHORHOMBIC • • •

Properties: C – red-orange, red-brown to brown-black, gray-green; S – light yellow-brown; L – greasy; D – transparent, translucent to opaque; DE – 6.1; H – 3-3.5; CL – none; F – conchoidal to uneven; M – crystals of different habits, mostly pyramidal or prismatic, botryoidal and skeletal aggregates, massive.

Origin and occurrence: Secondary in base metals deposits. It is mainly associated with pyromorphite, mimetite, vanadinite and other secondary Pb minerals. Occurs as crystals up to 30 mm ($1\frac{1}{16}$ in) long in Tsumeb and Berg Aukas, Namibia; also Broken Hill, Zambia; and the Mammoth mine, Tiger, Arizona, USA.

Arsendescloizite



ORTHORHOMBIC •

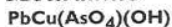
Properties: C – light yellow; S – white; L – adamantine to greasy; D – transparent to translucent; DE – 6.1; H – 4; CL – none; F – conchoidal to uneven; M – tabular crystals, rosette-like aggregates.

Arsendescloizite, 95 mm, Mapimi, Mexico



Origin and occurrence: Secondary in base metals deposits, associated with mimetite and goethite. Found rarely as crystals of 1 mm ($1/32$ in) in size in Tsumeb, Namibia; also Mina Ojuela, Mapimi, Durango, Mexico.

Mottramite

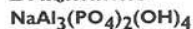


ORTHORHOMBIC • •

Properties: C – grass-green to black-green; S – light green; L – vitreous to dull; D – transparent to opaque; DE – 5.9; H – 3-3.5; CL – none; F – conchoidal to uneven; M – crystals of different habits, botryoidal and dendritic aggregates, crusts and coatings, massive.

Origin and occurrence: Secondary in base metals deposits, associated with mimetite, descloizite and vanadinite. It occurs in Mottram, Cheshire, UK; in Tsumeb, Namibia; Mammoth mine, Tiger, Arizona, USA.

Brazilianite



MONOCLINIC • • •

Properties: C – colorless, white, yellowish, yellow-green; S – white; L – vitreous; D – transparent to translucent; DE – 3.0; H – 5.5; CL – good; F – uneven; M – short prismatic to isometric crystals, radial aggregates, granular.

Origin and occurrence: Hydrothermal in cavities in granitic pegmatites, where it is associated with fluorapatite, albite and tourmaline. It occasionally originates as a product of amblygonite replacement. Perfect yellow-green crystals up to 150 mm (6 in) across found in cavities in pegmatites in Conselheira Pena and Córrego Frio, Linópolis, Minas Gerais and from Pietras Lavradas, Paraíba, Brazil.

Mottramite, 60 mm, Tiger, Arizona, U.S.A.



Cafarsite, 9 mm x, Binntal, Switzerland



Cafarsite



CUBIC •

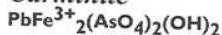
Properties: C – dark brown; S – yellow-brown; L – submetallic; D – translucent; DE – 3.9; H – 5.5-6; CL – none; F – conchoidal; M – isometric crystals.

Origin and occurrence: Hydrothermal along cracks in Alpine-type veins. Cubic crystals up to 30 mm ($1\frac{1}{16}$ in) across come from Binntal, Switzerland and Pizzo Cervandone, Italy.

Brazilianite, 47 mm, Conselheira Pena, Brazil



Carminite




ORTHORHOMBIC

Properties: C – crimson-red, red-brown; S – red-yellow; L – adamantine to pearly; D – translucent; DE – 5.5; H – 3.5; CL – good; F – conchoidal to uneven; M – prismatic crystals, acicular, radial, felt-like to porous aggregates, coatings and crusts.

Origin and occurrence: Secondary in base metals deposits, associated with mimetite and scorodite. Crystals up to 10 mm ($\frac{3}{8}$ in) across occur in Tsumeb, Namibia; in Mina Ojuela, Mapimi, Durango, Mexico; in Calstock, Cornwall, UK.

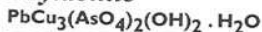
Carminite, 2 mm xx, Nadap, Hungary



Bayldonite, 34 mm, Tsumeb, Namibia



Bayldonite

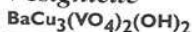


MONOCLINIC

Properties: C – yellow-green, olive-green; S – light green; L – resinous; D – translucent; DE – 5.5; H – 4.5; CL – not determined; F – uneven; M – earthy aggregates, coatings, massive.


Origin and occurrence: Secondary in the oxidation zone in hydrothermal Cu deposits and in greisens. It occurs as common yellow-green coatings and crystals up to 10 mm ($\frac{3}{8}$ in) across, associated with large azurite and mimetite crystals in Tsumeb, Namibia; also as coatings in St. Day, Cornwall, UK; in Moldava, Czech Republic.

Vésigniëite



MONOCLINIC

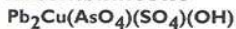
Properties: C – yellow-green, olive-green; S – light yellow-green; L – vitreous to dull; D – translucent;



DE – 4.1; H – 3-4; CL – good; F – uneven; M – earthy and pulverulent aggregates and coatings, massive.

Origin and occurrence: Secondary in base metals deposits and in sediments, containing Cu sulfides. It occurs as yellow-green coatings in sediments in Horní Kalná, Czech Republic; also in the Mashamba West mine, Zaire; together with barite and psilomelane in Friedrichsroda, Germany.

Arsentsumbite




MONOCLINIC •

Properties: C – bluish-green to light green; S – light green; L – dull; D – translucent; DE – 6.5; H – 3; CL – good; F – uneven; M – earthy aggregates, coatings, massive.

Origin and occurrence: Secondary in the oxidation zone, where it forms as a result of mimetite replacement. Found rarely in Moldava, Czech Republic; in Tsumeb, Namibia, where it forms pseudo-morphs after azurite crystals.

Arsentsumbite, 40 mm, Moldava, Czech Republic





Fluorapatite



HEXAGONAL ● ● ● ● ●

Properties: C – colorless, white, yellowish, pinkish, blue, purple, green, brown with various hues; S – white; L – vitreous to dull; D – transparent to translucent, sometimes opaque; DE – 3.2; H – 5; CL – imperfect; F – conchoidal to uneven; M – long prismatic to tabular crystals, botryoidal, earthy and fibrous aggregates, massive; LU – yellow.

Origin and occurrence: Magmatic in granites, syenites, diorites, gabbros and various types of pegmatites, also in volcanic rocks; hydrothermal in quartz veins, ore veins, greisens and Alpine-type veins; metamorphic in different types of gneisses, migmatites, mica schists, skarns and amphibolites; in different types of sedimentary rocks. Perfect, short prismatic, purple transparent crystals up to 40 x 40 mm (1⁵/₁₆ x 1⁹/₁₆ in) are renowned from pegmatite in the Pulsifer quarry, Mount Apatite, Auburn, Maine, USA; pink crystals from Dusso, Pakistan. Perfect crystals about 100 mm (4in) across also from Alpine-type veins, e.g. in Fiesch, Switzerland; also known from the quartz veins in greisens,

associated with wolframite, in Panasqueira, Portugal; in Horni Slavkov, Czech Republic; Ehrenfriedersdorf, Germany. Also found in skarns at Cerro de Mercado, Durango, Mexico. Large deposits of mas-

Chlorapatite, 20 mm x, Bob's Lake, Ontario, Canada



sive apatite located in Kola Peninsula, Russia; crystals weighing up to 300 kg (660 lb) from the vicinity of Clear Lake, Ontario, Canada.

Application: main source of P, chemical industry, fertilizer.

Chlorapatite

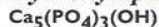


HEXAGONAL ● ● ●

Properties: C – white, various hues of yellow; S – white; L – vitreous to dull; D – transparent to translucent; DE – 3.2; H – 5; CL – imperfect; F – conchoidal to uneven; M – long prismatic to tabular crystals, granular.

Origin and occurrence: Magmatic in nepheline syenites and their pegmatites, some gabbros and volcanic rocks, also in meteorites; metamorphic in skarns. It is usually associated with scapolite, amphibole, titanite and magnetite. Perfect prismatic crystals up to 35 cm ($13\frac{1}{16}$ in) long, come from pegmatites in Bamle, Norway; also from Kurokura, Japan.

Hydroxylapatite

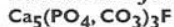


HEXAGONAL ● ● ●

Properties: C – white, yellow, various hues of gray; S – white; L – vitreous to dull; D – transparent to translucent; DE – 3.2; H – 5; CL – imperfect; F – conchoidal to uneven; M – short prismatic to tabular crystals, acicular aggregates, granular.

Origin and occurrence: Metamorphic in talc schists and serpentinites; hydrothermal in granitic pegmatites; sedimentary in organic remnants. Crystals up to 30 mm ($1\frac{1}{16}$ in) across known from Snarum, Norway; Hospental, Switzerland; Eagle, Colorado, USA.

Carbonate-fluorapatite

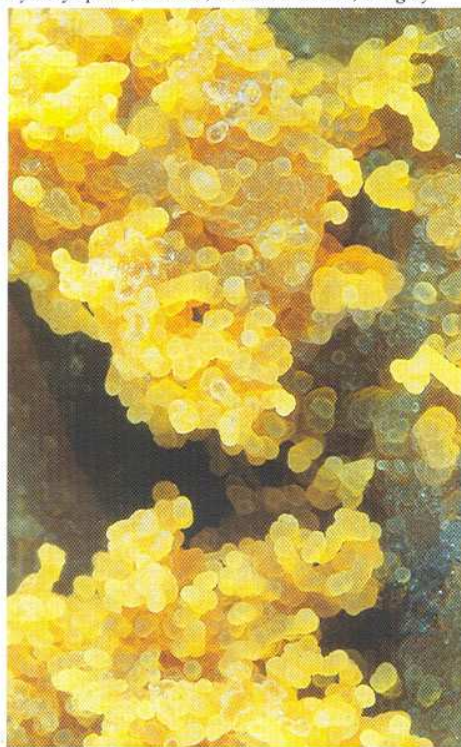


HEXAGONAL ● ● ●

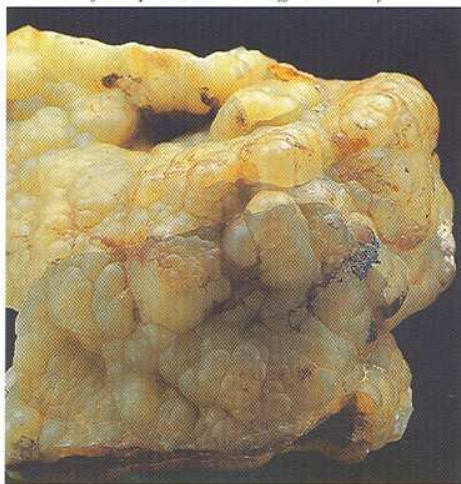
Properties: C – white, gray; S – white; L – vitreous to dull; D – transparent to translucent; DE – 3.2; H – 5; CL – imperfect; F – conchoidal to uneven; M B spherical and botryoidal aggregates, massive.

Origin and occurrence: Hydrothermal in ore veins and along the cracks in volcanic rocks. Rich botryoidal aggregates are known together with hyalite opal from Valec, Czech Republic; the Wheal Franco mine, Tavistock, Devon, UK.


Hydroxylapatite, 2 mm xx, Tornaszentandrás, Hungary



Carbonate-fluorapatite, 80 mm, Staffel, Germany



Pyromorphite, 41 mm, Les Farges, France



Pyromorphite




HEXAGONAL • • • • •

Properties: C – green, brown, yellow, orange, white, gray; S – white; L – adamantine to greasy; D – transparent to translucent; DE – 7.1; H – 3.5–4; CL – imperfect; F – conchoidal to uneven; M – long prismatic to tabular and pyramidal crystals, botryoidal aggregates with radial structure, acicular and earthy aggregates, massive.

Origin and occurrence: Secondary in the oxidation zone of Pb deposit, associated with cerussite, goethite and other secondary minerals. Perfect crystals up to 40 mm (1⁵/₁₆ in) long come from many localities, e.g. green and brown ones from Bad Ems and Zschopau, Germany; yellow-brown ones from Les Farges, France; green, brown and yellow ones from Mina Ojuela, Mapimi, Durango, Mexico. Green, orange and brown crystals, up to 60 mm (2³/₈ in) long, are known from the Bunker Hill mine, Idaho, USA.

Pyromorphite, 62 mm, Les Farges, France





Mimetite

$\text{Pb}_5(\text{AsO}_4)_3\text{Cl}$

HEXAGONAL ● ● ●

Varieties: campylite

Properties: C – yellow, orange, brown, yellow-brown, white, gray; S – white; L – adamantine to greasy; D – transparent to translucent; DE – 7.3; H – 3.5-4; CL – imperfect; F – conchoidal to uneven; M – long to short prismatic and pyramidal crystals, botryoidal aggregates with radial structure, acicular and earthy aggregates, granular.

Origin and occurrence: Secondary in Pb deposits, associated with pyromorphite and goethite. Perfect crystals up to 20 mm ($\frac{2}{5}$ in) long come from Johanngeorgenstadt, Germany; campylite occurs in Drygill, UK; crystals up to 50 mm (2 in) across found in Tsumeb, Namibia; Santa Eulalia and San Pedro, Chihuahua, Mexico. Beautiful yellow crystals up to 30 mm ($1\frac{1}{16}$ in) found recently in Hat Yai province, Thailand.

Vanadinite

$\text{Pb}_5(\text{VO}_4)_3\text{Cl}$

HEXAGONAL ● ● ●

Properties: C – yellow, orange, red, brown, yellow-brown; S – white; L – adamantine to greasy; D – transparent to translucent; DE – 6.9; H – 2.5-3; CL – none; F – conchoidal to uneven; M – long to short prismatic and pyramidal crystals, botryoidal


aggregates with radial structure, acicular and earthy aggregates, granular.

Origin and occurrence: Secondary in Pb deposits, associate with pyromorphite, wulfenite and goethite. Perfect crystals up to 130 mm ($5\frac{1}{16}$ in) long come from Djebel Mahseur and Mibladen, Morocco. Prismatic crystals were also found in Tsumeb, Namibia; in the Old Yuma, Red Cloud, Apache and Mammoth mines, Arizona, USA.

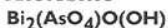
Vanadinite, 64 mm, Mibladen, Morocco



Atelestite, 70 mm, Schneeberg, Germany



Atelestite

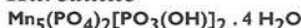


MONOCLINIC ●

Properties: C – yellow, yellow-green; S – white; L – adamantine to greasy; D – transparent to translucent; DE – 7.0; H – 4.5-5; CL – imperfect; F – conchoidal to uneven; M – small tabular crystals, spherical aggregates.

Origin and occurrence: Secondary in the oxidation zone of Bi deposits. It was found in Schneeberg, Germany.

Huréaulite



MONOCLINIC ● ● ●

Properties: C – orange-red, pink, purplish, white, gray; S – white; L – vitreous; D – transparent to translucent; DE – 3.2; H – 3.5; CL – good; F – uneven; M – prismatic to tabular crystals, coatings, granular, massive.

Huréaulite, 53 mm, Shingus, Pakistan

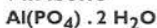


Variscite, 30 mm, Fairfield, U.S.A.



Origin and occurrence: Secondary in granitic pegmatites, as a result of alteration of the primary phosphates, mostly lithiophilite, triphylite and graftedite. Purplish crystals up to 50 mm (2 in) across come from Shingus, Pakistan. Similar crystals found in Hagendorf, Germany. Also known from Mangualde, Portugal; Sao Jose da Safira, Minas Gerais, Brazil; from the Tip Top mine, Custer, South Dakota, USA.

Variscite

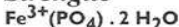


ORTHORHOMBIC ● ● ●

Properties: C – colorless, greenish, blue-green; S – white; L – vitreous; D – transparent to translucent; DE – 2.6; H – 3.5-4.5; CL – good; F – uneven; M – isometric crystals, botryoidal aggregates, nodules, coatings, massive.

Origin and occurrence: : Hydrothermal in cracks in sedimentary rocks, rich in Al and P, also in phosphates deposits. It is associated with apatite, wavellite and other phosphates. Renowned greenish nodules up to 30 cm (12 in) in diameter come from Clay Canyon, Fairfield, Utah, USA; also known from Ronneburg, Germany and Jivina near Beroun, Czech Republic.

Strengite



ORTHORHOMBIC ● ● ●

Properties: C – colorless, pinkish, red-purple; S – white; L – vitreous; D – transparent to translucent; DE – 2.8; H – 3.5-4.5; CL – good; F – conchoidal; M – isometric, tabular to short prismatic crystals, botryoidal aggregates with radial structure, coatings.

Origin and occurrence: Secondary in granitic

Strengite, 34 mm, Svappavaara, Sweden

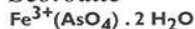


Scorodite, 10 mm x, Zacatecas, Mexico



pegmatites where it forms as a result of hydrothermal replacement of primary phosphates; in the oxidation zone of Fe deposit together with goethite. Purple crystals up to 5 mm ($3/16$ in) across, come from the Bull Moose mine, Custer, South Dakota, USA; also known from Pleystein, Germany and from Teškov, Czech Republic.

Scorodite



ORTHORHOMBIC • • •

Properties: B – light green, gray-green, olive-green, colorless, blue, yellow-brown; S – light green; L – vitreous to resinous; D – transparent to translucent; DE – 3.3; H – 3.5-4; CL – imperfect; F – conchoidal; M – dipyramidal to short prismatic crystals, botryoidal and earthy aggregates, coatings, granular, massive.

Origin and occurrence: Secondary in the oxidation zone of ore deposits, associated with arsenopyrite, löllingite and other arsenides; in granitic pegmatites; hydrothermal in the hot springs.

Perfect crystals up to 50 mm (2 in) across come from Tsumeb, Namibia; the Kiura mine, Oita, Japan; Mina Ojuela, Mapimi, Durango, Mexico; green crusts, several cm thick, were found in Djebel Debar, Algeria.

Phosphophyllite, 18 mm x, Potosí, Bolivia



Phosphophyllite

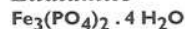


MONOCLINIC • •

Properties: C – colorless, blue-green, blue; S – white; L – vitreous; D – transparent to translucent; DE – 3.1; H – 3-3.5; CL – good; F – uneven; M – long to short prismatic and thick tabular crystals, granular.

Origin and occurrence: Secondary in the oxidation zone of ore deposits; in granitic pegmatites, where it replaces primary phosphates. Perfect crystals, up to 140 mm (5½ in) across come from sulfide cavities in the Unificada mine, Potosí, Bolivia. Also occurs at Hagendorf, Germany.

Ludlamite



MONOCLINIC • •

Properties: C – light green, green; S – white; L – vitreous; D – transparent to translucent; DE – 3.2; H – 3.5; CL – perfect; F – uneven; M – thin to thick tabular crystals, granular, massive.

Origin and occurrence: Secondary in the oxidation zone of ore deposits; in granitic pegmatites, where it replaces primary phosphates. Perfect crystals up to 90 mm (3¾ in) across known from the San Antonio mine, Santa Eulalia, Chihuahua, Mexico; also from Morococala, Bolivia and the Blackbird district, Idaho, USA.

Ludlamite, 36 mm, Morococala, Bolivia



Anapaite

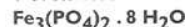


TRICLINIC • •

Properties: C – light to dark green, colorless; S – white; L – vitreous; D – transparent to translucent; DE – 2.8; H – 3.5; CL – perfect; F – uneven; M – thin to thick tabular crystals, rosette-like aggregates, granular.

Origin and occurrence: Secondary in the oxidation zone of Fe deposits and in sedimentary rocks, rich in P. Tabular crystals several mm across and spherical aggregates, up to 30 mm (1¼ in) across, come from the cracks within oolitic ores near Anapa and Kerch, Crimea, Ukraine; also known from Bellaver de Cerdana, Spain.

Vivianite



MONOCLINIC • • • •

Properties: C – colorless when fresh, quickly oxidizes to blue, green, purple, black-blue; S – white to bluish; L – vitreous; D – transparent, translucent to opaque; DE – 2.7; H – 1.5-2; CL – perfect; F – uneven; M – long prismatic to acicular crystals, fibrous, earthy to pulverulent aggregates, coatings, granular, massive.

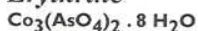
Origin and occurrence: Secondary in the oxidation zone of Fe deposits; in granitic pegmatites, where it forms by the replacement of primary phosphates and in sedimentary rocks in proximity of organic

Anapaite, 18 mm aggregates, Anapa, Ukraine



material; hydrothermal in the ore deposits. Crystals up to 1.5 m (5 ft) long found in clay sediments in Anloua, Cameroon; crystals up to 200 mm (7⁷/₈ in) across known from Morococala, Bolivia. Smaller crystals come from Trepca, Serbia; Leadville, Colorado, Bingham Canyon, Utah, USA; also from Kerch and Anapa, Crimea, Ukraine.

Erythrine



MONOCLINIC



Properties: C – dark purple, pink, colorless; S – light pink to white; L – vitreous; D – transparent to trans-

Erythrite, 29 mm, Mexico




lucent; DE – 3.2; H – 1.5-2.5; CL – perfect; F – uneven; M – long prismatic, acicular to tabular crystals, earthy aggregates, coatings, granular, massive.

Origin and occurrence: Secondary in the oxidation zone of Co, Ni and U deposits. Tabular crystals up to 60 mm (2³/₈ in) long come from Bou Azzer, Morocco. Other important localities are Schneeberg, Germany; Talmessi, Iran; Cobalt, Ontario, Canada; Mount Cobalt, Queensland, Australia.

Vivianite, 48 mm, Morococala, Bolivia



Phosphophyllite, 18 mm x, Potosí, Bolivia



Phosphophyllite

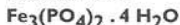


MONOCLINIC ● ●

Properties: C – colorless, blue-green, blue; S – white; L – vitreous; D – transparent to translucent; DE – 3.1; H – 3-3.5; CL – good; F – uneven; M – long to short prismatic and thick tabular crystals, granular.

Origin and occurrence: Secondary in the oxidation zone of ore deposits; in granitic pegmatites, where it replaces primary phosphates. Perfect crystals, up to 140 mm (5½ in) across come from sulfide cavities in the Unificada mine, Potosí, Bolivia. Also occurs at Hagendorf, Germany.

Ludlamite



MONOCLINIC ● ●

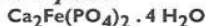
Properties: C – light green, green; S – white; L – vitreous; D – transparent to translucent; DE – 3.2; H – 3.5; CL – perfect; F – uneven; M – thin to thick tabular crystals, granular, massive.

Origin and occurrence: Secondary in the oxidation zone of ore deposits; in granitic pegmatites, where it replaces primary phosphates. Perfect crystals up to 90 mm (3¾ in) across known from the San Antonio mine, Santa Eulalia, Chihuahua, Mexico; also from Morococala, Bolivia and the Blackbird district, Idaho, USA.

Ludlamite, 36 mm, Morococala, Bolivia



Anapaite

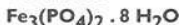


TRICLINIC ● ●

Properties: C – light to dark green, colorless; S – white; L – vitreous; D – transparent to translucent; DE – 2.8; H – 3.5; CL – perfect; F – uneven; M – thin to thick tabular crystals, rosette-like aggregates, granular.

Origin and occurrence: Secondary in the oxidation zone of Fe deposits and in sedimentary rocks, rich in P. Tabular crystals several mm across and spherical aggregates, up to 30 mm (1½ in) across, come from the cracks within oolitic ores near Anapa and Kerch, Crimea, Ukraine; also known from Bellaver de Cerdena, Spain.

Vivianite



MONOCLINIC ● ● ● ●

Properties: C – colorless when fresh, quickly oxidizes to blue, green, purple, black-blue; S – white to bluish; L – vitreous; D – transparent, translucent to opaque; DE – 2.7; H – 1.5-2; CL – perfect; F – uneven; M – long prismatic to acicular crystals, fibrous, earthy to pulverulent aggregates, coatings, granular, massive.

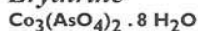
Origin and occurrence: Secondary in the oxidation zone of Fe deposits; in granitic pegmatites, where it forms by the replacement of primary phosphates and in sedimentary rocks in proximity of organic

Anapaite, 18 mm aggregates, Anapa, Ukraine



material; hydrothermal in the ore deposits. Crystals up to 1.5 m (5 ft) long found in clay sediments in Anloua, Cameroon; crystals up to 200 mm (7⁷/₈ in) across known from Morococala, Bolivia. Smaller crystals come from Trepca, Serbia; Leadville, Colorado, Bingham Canyon, Utah, USA; also from Kerch and Anapa, Crimea, Ukraine.

Erythrine



MONOCLINIC



Properties: C – dark purple, pink, colorless; S – light pink to white; L – vitreous; D – transparent to trans-

Erythrite, 29 mm, Mexico



lucent; DE – 3.2; H – 1.5-2.5; CL – perfect; F – uneven; M – long prismatic, acicular to tabular crystals, earthy aggregates, coatings, granular, massive.

Origin and occurrence: Secondary in the oxidation zone of Co, Ni and U deposits. Tabular crystals up to 60 mm (2³/₈ in) long come from Bou Azzer, Morocco. Other important localities are Schneeberg, Germany; Talmessi, Iran; Cobalt, Ontario, Canada; Mount Cobalt, Queensland, Australia.

Vivianite, 48 mm, Morococala, Bolivia



Annabergite, 55 mm, Laurion, Greece



Annabergite
 $\text{Ni}_3(\text{AsO}_4)_2 \cdot 8 \text{H}_2\text{O}$

MONOCLINIC • • •

Varieties: cabrerite (Mg contents)

Properties: C – light to dark green, white; S – white; L – vitreous; D – transparent to translucent; DE – 3.2; H – 1.5–2.5; CL – perfect; F – uneven; M – long prismatic to acicular and tabular crystals, acicular and earthy aggregates, coatings, granular, massive.

Origin and occurrence: Secondary in the oxidation zone of Ni deposits, associated with erythrite. Crystals up to 5 mm ($\frac{1}{16}$ in) across occur in Gukurören, Turkey; Sierra Cabrera, Spain; Laurion, Greece. Nodules up to 20 mm ($\frac{25}{32}$ in) come from the Snowbird mine, Montana, USA.

Symplectite
 $\text{Fe}_3(\text{AsO}_4)_2 \cdot 8 \text{H}_2\text{O}$

TRICLINIC • • •

Properties: C – bluish, dark blue, light green, black-green; S – white; L – vitreous; D – transparent to translucent; DE – 3.0 H – 2.5; CL – perfect; F – uneven; M – acicular to tabular crystals, spherical aggregates with radial structure, earthy aggregates and coatings, granular, massive.

Origin and occurrence: Secondary in the oxidation zone of ore deposits and in granitic pegmatites with

Symplectite, 12 mm xx, Baia Sprie, Romania



Picropharmacolite, 128 mm, France



As minerals, mainly arsenopyrite and löllingite. It occurs in Schneeberg, Germany; Baia Sprie, Romania and Trebsko, Czech Republic.

Picropharmacolite

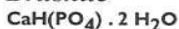


TRICLINIC ● ●

Properties: C – colorless, white; S – white; L – vitreous; D – transparent to translucent; DE – 2.6; H – 2.5; CL – perfect; F – uneven; M – acicular crystals, spherical aggregates with radial structure, coatings.

Origin and occurrence: Secondary in the oxidation zone of ore deposits with As minerals, mostly arsenopyrite and löllingite. It is also known from Ste-Marie-aux-Mines and Salsigne, France; Freiberg, Germany and Jáchymov, Czech Republic.

Brushite



MONOCLINIC ● ●


Properties: C – colorless, white; S – white; L – vitreous, pearly on cleavage planes; D – transparent to translucent; DE – 2.3; H – 2.5; CL – perfect; F – uneven; M – prismatic, acicular to tabular crystals, earthy aggregates and coatings, massive.

Origin and occurrence: Secondary on bat and bird

Brushite, 4 mm xx, Domica, Slovakia

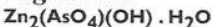


Legrandite, 25 mm xx, Mapimi, Mexico



excrements and bones, it impregnates bones, along the cracks of phosphorites. Tabular crystals up to 20 mm ($\frac{7}{8}$ in) across come from Quercy, France also occurs near Oran, Algeria and Pig Hole, Virginia, USA.

Legrandite



MONOCLINIC ● ●

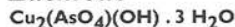
Properties: C – colorless, yellow, purple; S – white; L – vitreous; D – transparent to translucent; DE – 4.0 H – 4.5; CL – imperfect; F – uneven; M – long prismatic crystals and their inter-growths, radial aggregates.

Origin and occurrence: Secondary in the oxidation zone of Zn deposits and in pegmatites. Prismatic crystals up to 250 mm ($9\frac{13}{16}$ in) long found in Mina Ojuela, Mapimi, Durango, Mexico. It is also known from Galiléia, Minas Gerais, Brazil and Tsumeb, Namibia.

Euchroite, 10 mm xx, L'ubietová, Slovakia



Euchroite



ORTHORHOMBIC ● ●

Properties: C – emerald-green; S – white; L – vitreous; D – transparent to translucent; DE – 3.5; H – 3.5-4; CL – imperfect; F – conchoidal to uneven; M – short prismatic to thick tabular crystals, massive.

Origin and occurrence: Secondary in the oxidation zone of Cu deposits, associated with olivenite and malachite. Thick tabular crystals up to 30 mm ($1\frac{1}{16}$ in) come from L'ubietová, Slovakia. It also occurs in Zapacica, Bulgaria and Chessy, France.

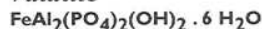
Vauxite, 20 mm xx, Llallagua, Bolivia



Strunzite, 10 mm xx, Hagendorf, Germany



Vauxite

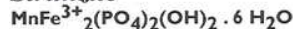


TRICLINIC ● ●

Properties: C – light to dark blue; S – white; L – vitreous; D – transparent to translucent; DE – 2.4; H – 3.5; CL – none; F – uneven; M – tabular crystals, radial aggregates, massive.

Origin and occurrence: Secondary in the oxidation zone of Sn deposits, associated with wavellite. Crystals occur in the Siglo XX Mine, Llallagua, Bolivia.

Strunzite



MONOCLINIC ● ● ●

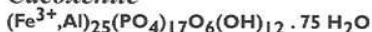
Properties: C – light yellow, yellow-brown; S – yellowish; L – vitreous; D – transparent to translucent; DE – 2.5; H – not determined; CL – not determined; F – uneven; M – acicular crystals, acicular and fibrous aggregates.

Origin and occurrence: Secondary in granitic pegmatites, as a result of weathering of primary phosphates, mostly triphylite; rarely hydrothermal in the cracks of Fe-rich sedimentary rocks. Acicular crystals up to 20 mm ($\frac{25}{32}$ in) across known from Hagendorf, Germany; the Palermo No. 1 and No. 2 mines, North Groton and the Fletcher mine, Groton, New Hampshire, USA.

Cacoxenite, 1 mm xx, Hellertown, Pennsylvania, U.S.A.



Cacoxenite

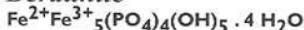


HEXAGONAL ● ● ●

Properties: C – light yellow, yellow-brown, orange; S – yellow; L – silky; D – transparent to translucent; DE – 2.3; H – 3-4; CL – not determined; F – uneven; M – acicular and fibrous aggregates, often with radial structure, botryoidal crusts and coatings.

Origin and occurrence: Hydrothermal on the cracks of sedimentary Fe ores, associated with wavellite; rare as secondary in granitic pegmatites, as a product of weathering of primary phosphates. Crystals up to 10 mm (1/8 in) across come from the Horcajo mine, Ciudad Real, Spain; golden-yellow acicular aggregates occur in Hrbek near Svatá Dobrotivá and Trenice, Czech Republic and in Amberg, Germany.

Beraunite




MONOCLINIC ● ●

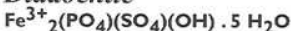
Properties: C – red-brown, red, gray-green; S – yellow to green-brown; L – vitreous to dull; D – translucent; DE – 3.0; H – 3.5-4; CL – good; F – uneven; M – acicular aggregates, often with radial structure, botryoidal crusts and coatings.

Origin and occurrence: Hydrothermal on the cracks of sedimentary Fe ores, typically together with wavellite; secondary in granitic pegmatites, as a product of weathering of primary phosphates. Acicular aggregates up to 10 mm (1/8 in) across occur in Mount Indian, Alabama, USA; also known from Hrbek near Svatá Dobrotivá, Czech Republic and Amberg, Germany.

Beraunite, 3 mm aggregates, Nékészény, Hungary



Diadochite




TRICLINIC ● ● ●


Properties: C – yellow-brown, brown, red-brown, yellow-green, gray-green; S – yellow to light brown; L – dull, waxy; D – translucent to opaque; DE – 2.0-2.4; H – 3; CL – not determined; F – uneven, conchoidal, earthy; M – nodules, coatings and crusts, massive.

Origin and occurrence: Secondary in the oxidation zone of Fe deposits. Diadochite caves in abandoned mines are known from Saalfeld, Germany; nodules found in New Idria, California and Eureka, Nevada, USA.


Diadochite, 40 mm, Récsk, Hungary



Wavellite, 40 mm, Trenice, Czech Republic



Eosphorite, 4 mm xx, Lavra da Ilha, Brazil



Wavellite

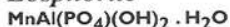


ORTHORHOMBIC

Properties: C – colorless, white, greenish, light blue-green, green, yellowish; S – white; L – vitreous to pearly; D – transparent to translucent; DE – 2.4; H – 3.5-4; CL – perfect; F – uneven; M – isometric crystals, hemispherical aggregates with radial structure, botryoidal aggregates, nodules, coatings, massive.

Origin and occurrence: Hydrothermal in the cracks of Al and P-rich sediments, also in phosphate deposits, ore veins and pegmatites. Beautiful hemispherical aggregates up to 40 mm (1 1/2 in) in diameter occur in Pencil, Garland and Magnet Cove, Arkansas, USA; also known from Trenice and Milina, Czech Republic and Ronneburg, Germany.

Eosphorite

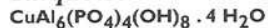


ORTHORHOMBIC

Properties: C – pinkish, colorless, white, brownish, red-brown; S – white; L – vitreous to pearly; D – transparent to translucent; DE – 3.1; H – 5; CL – imperfect; F – uneven to conchoidal; M – long to short prismatic crystals, radial aggregates, granular.

Origin and occurrence: Secondary in granitic pegmatites, as a product of hydrothermal replacement of primary phosphates. Crystals up to 100 mm (4 in) long found in the Joao Modesto dos Santos mine, Minas Gerais, Brazil. It occurs in Rapid Creek, Yukon, Canada, too.

Turquoise



TRICLINIC

Properties: C – blue, blue-green, green; S – white; L – waxy; D – transparent, translucent to opaque; DE – 2.9; H – 5-6; CL – good; F – conchoidal to uneven; M – short prismatic crystals, botryoidal aggregates, coatings, massive.

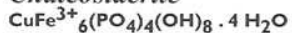
Origin and occurrence: Secondary in the surface parts of rocks with elevated contents of P and Cu, e.g. in the oxidation zone of some Cu deposits. Small crystals occurred near Lynch Station, Virginia, USA. Massive blue and blue-green concretions come from Mount Ali Mirsai near Maden, Iran. Other localities are Cortez, Nevada, Los Cerillos and Eureka, New Mexico and Bisbee, Arizona, USA.

Application: popular gemstone.

Turquoise, 3 mm aggregates, Humboldt Co., U.S.A.



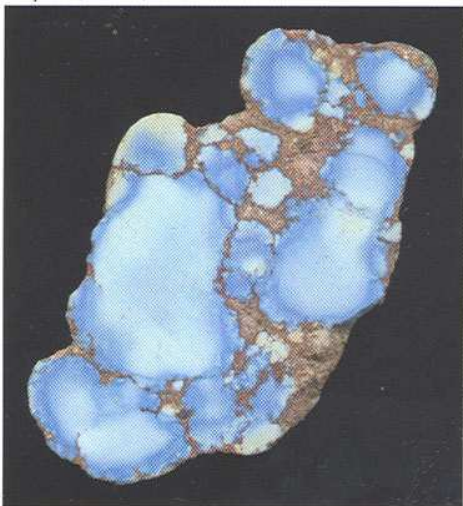
Chalcosiderite



TRICLINIC ● ●

Properties: C – dark green; S – white; L – vitreous; D – transparent to translucent; DE – 3.3; H – 4.5; CL – good; F – conchoidal to uneven; M – short prismatic crystals, coatings.

Turquoise, 50 mm, Kazakhstan



Origin and occurrence: Secondary in the oxidation zone of some Cu deposits, together with goethite, dufrenite and pharmacosiderite. It occurs in Bisbee, Arizona, USA; in the Wheal Phoenix mine, Cornwall, UK; Schneckenstein, Germany; Horní Slavkov, Czech Republic.

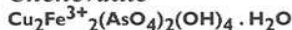
Chalcosiderite, 90 mm, Cornwall, UK



Chenevixite, 100 mm, Chuquicamata, Chile



Chenevixite



MONOCLINIC

Properties: C – dark green, olive-green to yellow-green; S – yellow-green; L – greasy; D – translucent; DE – 3.9; H – 3.5-4.5; CL – not determined; F – conchoidal to uneven; M – earthy aggregates, coatings, massive.

Origin and occurrence: Secondary in the oxidation zone of Cu deposits, associated with malachite, tyrolite, azurite and other minerals. Massive aggregates occur in the Mammoth mine, Tintic, Utah, USA; also in Klein Spitzkopje, Namibia.

Tyrolite



ORTHORHOMBIC

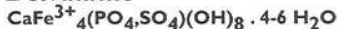
Properties: C – apple-green, green-blue to blue; S – light green to blue-green; L – vitreous to pearly; D – transparent to translucent; DE – 3.3; H – 2; CL – perfect; F – uneven; M B scaly and fan-shaped aggregates, coatings and crusts.

Origin and occurrence: Secondary in the oxidation zone of Cu deposits, frequently associated with chalcophyllite. Rich aggregates occur in the Majuba Hill mine, Nevada, also in Tintic, Utah, USA. It is also known from Brixlegg, Austria; Saalfeld and Schneeberg, Germany; Novoveská Huta, Slovakia.

Tyrolite, 90 mm, Novoveská Huta, Slovakia



Delvauxite



AMORPHOUS

Properties: C – yellow-brown, brown, red-brown, black-brown; S – yellow; L – greasy, waxy; D – translucent to opaque; DE – 1.8-2.0; H – 2.5; CL – not determined; F – conchoidal, earthy; M – nodules, stalactites, coatings and crusts, massive.

Origin and occurrence: Secondary in oxidation zone of Fe deposits. Nodules of 50 cm (20 in) across in Czech Republic. Also known in Berneau and Richelle, Belgium; Zelezník, Slovakia; Kerch, Crimea, Ukraine.


Delvauxite, 80 mm, Nučice, Czech Republic



Bukovskyite, 40 mm, Kaňk, Czech Republic



Bukovskyite

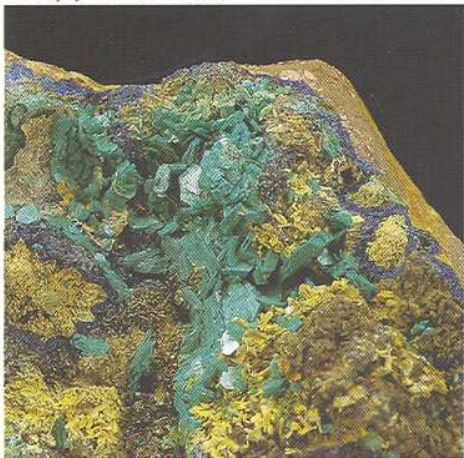


TRICLINIC ●

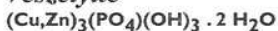
Properties: C – yellow-green, gray-green; S – yellowish white; L – dull to earthy; D – translucent to opaque; DE – 2.3; H – not determined; CL – not determined; F – earthy; M B botryoidal aggregates and nodules.

Origin and occurrence: Secondary on the old mine dumps where it forms as a product of arsenopyrite weathering. Nodules up to 60 cm (24 in), occur on medieval dumps in Kank near Kutná Hora, Czech Republic.

Chalcophyllite, 36 mm, Chile



Veszelyite



MONOCLINIC ● ●

Properties: C – green, blue-green, dark blue; S – green; L – vitreous; D – translucent; DE – 3.4; H – 3.5–4; CL – good; F – uneven; M – short prismatic to tabular crystals, granular.

Origin and occurrence: Secondary in the oxidation zone of Cu-Zn deposits. Crystals up to 50 mm (2 in) across found in the Black Pine mine, Philipsburg, Montana, USA; also from Moravita, Romania; Arakawa, Japan; Wanlockhead, Scotland, UK.

Chalcophyllite



TRIGONAL ● ● ●


Properties: C – emerald-green, blue-green; S – light green; L – vitreous, pearly; D – transparent to translucent; DE – 2.6; H – 2; CL – perfect; F – uneven; M – tabular crystals, scaly, fan-shaped aggregates, coatings, massive.

Origin and occurrence: Secondary in the oxidation zone of Cu deposits, usually associated with tyrolite. Rich aggregates occur in the Majuba Hill, Nevada and in the Tintic district, Utah, USA. Nice specimens also come from Novoveská Huta and Piesky, Slovakia; Nizhniy Tagil, Ural mountains, Russia; Cap Garrone, France.

Veszelyite, 13 mm, Philipsburg, U.S.A.



Liroconite, 86 mm, Cornwall, UK



Lirokonit



MONOCLINIC ● ●


Properties: C – blue, green; S – light blue; L – vitreous to resinous; D – transparent to translucent; DE – 3.0; H – 2-2.5; CL – imperfect; F – conchoidal to uneven; M – lenticular, dipyrarnidal crystals, massive.

Origin and occurrence: Secondary in the oxidation zone of Cu deposits, together with olivenite, malachite and azurite. Perfect crystals up to 30 mm ($1\frac{1}{16}$ in) across come from Redruth and St. Day, Cornwall, UK. It is also known from Cerro Gordo, California, USA.

Evansite, 5 mm aggregates, Sirk – Železník, Slovakia



Evansite

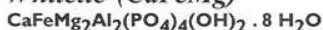


AMORPHOUS 3

Properties: C – colorless, white, greenish, light blue-green, yellowish; S – white; L – vitreous, resinous, waxy; D – transparent to translucent; DE – 1.8-2.2; H – 3-4; CL – none; F – conchoidal; M – botryoidal, stalactitic and hemispherical aggregates and coatings.

Origin and occurrence: Secondary in the oxidation zone of Fe deposits, rich in P, associated with alophane and goethite. Rich stalactitic aggregates come from Železník, Slovakia and from Epernay, France.

Whiteite-(CaFeMg)



MONOCLINIC ● ●


Properties: C – brown; S – white; L – vitreous; D – transparent to translucent; DE – 2.6; H – 4; CL – good; F – uneven; M – short prismatic crystals.

Origin and occurrence: Hydrothermal in the cracks of P-rich sediments. Perfect crystals up to 20 mm ($\frac{25}{32}$ in) across come from Big Fish River, Yukon, Canada. Crystals up to 5 mm ($\frac{1}{16}$ in), are known from Lavra da Ilha de Taquaral, Minas Gerais, Brazil.

Whiteite-(CaFeMg), 65 mm, Yukon Territory, Canada



Jahnsite-(CaMnMg), 60 mm, Custer, U.S.A.



Jahnsite-(CaMnMg)

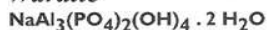


MONOCLINIC ● ●

Properties: C – yellow, light to dark brown; S – light yellow; L – vitreous; D – transparent to translucent; DE – 2.6; H – not determined; CL – good; F – uneven; M – short to long prismatic crystals, granular.

Origin and occurrence: Secondary in granitic pegmatites, where it forms as a result of replacement of primary phosphates. Perfect crystals up to 10 mm (3/8 in) across occur in the Tip Top mine, Custer, South Dakota, USA. It is also known from Hagendorf, Germany.

Wardite



TETRAGONAL ● ● ●

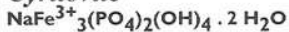
Properties: C – colorless, white, greenish, light blue-green; S – white; L – vitreous; D – transparent to translucent; DE – 2.8; H – 5; CL – perfect; F – uneven; M – dipyrnidal crystals, radial and hemispherical aggregates, coatings, crusts, granular.

Origin and occurrence: Secondary in granitic pegmatites, where it forms as a product of primary phosphate replacement; hydrothermal in the cracks in P-rich sediments. Perfect crystals up to 30 mm (1 1/8 in) across come from Rapid Creek, Yukon, Canada. It is also known from Pedras Lavradas, Paraiba, Brazil.

Wardite, 48 mm, Yukon Territory, Canada



Cyrllovite



TETRAGONAL ● ●


Properties: C – yellow, orange, brown-yellow; S – yellow; L – vitreous; D – transparent to translucent; DE – 3.1; H – 4; CL – good; F – conchoidal; M – tabular and dipyrnidal crystals, coatings and crusts.

Origin and occurrence: Secondary in granitic pegmatites, where it forms as a result of replacement of primary phosphates. Small crystals occur in Cyrilov, Czech Republic; Hagendorf, Germany and Sapucaia, Minas Gerais, Brazil.

Cyrllovite, 60 mm, Iron Monarch, Australia



Liroconite, 86 mm, Cornwall, UK



Lirokonit



MONOCLINIC ● ●

Properties: C – blue, green; S – light blue; L – vitreous to resinous; D – transparent to translucent; DE – 3.0; H – 2-2.5; CL – imperfect; F – conchoidal to uneven; M – lenticular, dipyrarnidal crystals, massive.

Origin and occurrence: Secondary in the oxidation zone of Cu deposits, together with olivenite, malachite and azurite. Perfect crystals up to 30 mm (1¹/₁₆ in) across come from Redruth and St. Day, Cornwall, UK. It is also known from Cerro Gordo, California, USA.

Evansite, 5 mm aggregates, Sirk – Železník, Slovakia



Evansite

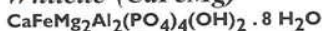


AMORPHOUS 3

Properties: C – colorless, white, greenish, light blue-green, yellowish; S – white; L – vitreous, resinous, waxy; D – transparent to translucent; DE – 1.8-2.2; H – 3-4; CL – none; F – conchoidal; M – botryoidal, stalactitic and hemispherical aggregates and coatings.

Origin and occurrence: Secondary in the oxidation zone of Fe deposits, rich in P, associated with alophane and goethite. Rich stalactitic aggregates come from Železník, Slovakia and from Epernay, France.

Whiteite-(CaFeMg)



MONOCLINIC ● ●

Properties: C – brown; S – white; L – vitreous; D – transparent to translucent; DE – 2.6; H – 4; CL – good; F – uneven; M – short prismatic crystals.

Origin and occurrence: Hydrothermal in the cracks of P-rich sediments. Perfect crystals up to 20 mm (25/32 in) across come from Big Fish River, Yukon, Canada. Crystals up to 5 mm (3/16 in), are known from Lavra da Ilha de Taquaral, Minas Gerais, Brazil.

Whiteite-(CaFeMg), 65 mm, Yukon Territory, Canada



Jahnsite-(CaMnMg), 60 mm, Custer, U.S.A.



Jahnsite-(CaMnMg)

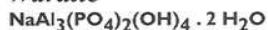


MONOCLINIC ● ●

Properties: C – yellow, light to dark brown; S – light yellow; L – vitreous; D – transparent to translucent; DE – 2.6; H – not determined; CL – good; F – uneven; M – short to long prismatic crystals, granular.

Origin and occurrence: Secondary in granitic pegmatites, where it forms as a result of replacement of primary phosphates. Perfect crystals up to 10 mm (3/8 in) across occur in the Tip Top mine, Custer, South Dakota, USA. It is also known from Hagendorf, Germany.

Wardite



TETRAGONAL ● ● ●

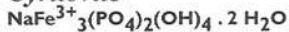
Properties: C – colorless, white, greenish, light blue-green; S – white; L – vitreous; D – transparent to translucent; DE – 2.8; H – 5; CL – perfect; F – uneven; M – dipyramidal crystals, radial and hemispherical aggregates, coatings, crusts, granular.

Origin and occurrence: Secondary in granitic pegmatites, where it forms as a product of primary phosphate replacement; hydrothermal in the cracks in P-rich sediments. Perfect crystals up to 30 mm (1 1/16 in) across come from Rapid Creek, Yukon, Canada. It is also known from Piedras Lavradas, Paraíba, Brazil.

Wardite, 48 mm, Yukon Territory, Canada



Cyrllovite




TETRAGONAL ● ●

Properties: C – yellow, orange, brown-yellow; S – yellow; L – vitreous; D – transparent to translucent; DE – 3.1; H – 4; CL – good; F – conchoidal; M – tabular and dipyramidal crystals, coatings and crusts.

Origin and occurrence: Secondary in granitic pegmatites, where it forms as a result of replacement of primary phosphates. Small crystals occur in Cyrilov, Czech Republic; Hagendorf, Germany and Sapucaia, Minas Gerais, Brazil.


Cyrllovite, 60 mm, Iron Monarch, Australia



Pharmacosiderite, 35 mm, Cornwall, UK



Arsenosiderite, 3 mm, Nagybörzsöny, Hungary



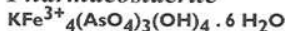
Lavendulan, 36 mm, San Juan, Chile



Mixite, 70 mm, Činovec, Czech Republic



Pharmacosiderite

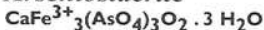


CUBIC ● ● ●

Properties: C – green, yellow-brown, brown; S – white; L – adamantine to greasy; D – transparent to translucent; DE – 2.8; H – 2.5; CL – imperfect; F – uneven; M – cubic crystals, coatings, crusts, granular, massive.

Origin and occurrence: Secondary in granitic pegmatites and in the oxidation zone of ore deposits, where it forms as a product of arsenopyrite and löllingite replacement. Cubic crystals up to 10 mm ($\frac{3}{8}$ in) across occur in St. Day, Liskeard and Redruth, Cornwall, UK. It also comes from the Majuba Hill mine, Nevada, USA; Horhausen, Germany and Cap Garrone, France.

Arsenosiderite

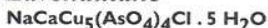


MONOCLINIC ● ●

Properties: C – yellow, light to dark brown; S – yellow; L – submetallic to silky; D – opaque; DE – 3.6; H – 1.5; CL – good; F – uneven; M – fibrous and earthy aggregates, coatings, crusts, massive.

Origin and occurrence: Secondary in the oxidation zone of ore deposits and in granitic pegmatites, where it forms as a product of arsenopyrite and löllingite replacement. Rich aggregates occur in Romanché, France; also from the Eureka mine, Tintic, Utah, USA and Wittichen, Germany.

Lavendulan



ORTHORHOMBIC ● ●

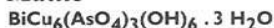
Properties: C – light blue-purple, blue; S – white; L – vitreous to waxy; D – translucent; DE – 3.5; H – 2.5; CL – good; F – uneven; M – acicular crystals, acicular and earthy aggregates, coatings.

Origin and occurrence: Secondary in the oxidation zone of Co, Cu and Ni deposits, as a result of arsenide weathering, associated with erythrite. Rich acicular aggregates come from Talmessi and Anarak, Iran. Small crystals found in the Blanca mine, San Juan, Chile and in Annaberg, Germany. Crystals up to 4 mm ($\frac{1}{2}$ in) across occur in the Gold Hill mine, Utah, USA.

Kovdorskite, 15 mm x, Kovdor, Kola, Russia



Mixite



HEXAGONAL ● ●

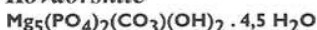
Properties: C – emerald-green, blue-green, light blue, light green, whitish; S – light green, light blue; L – adamantine to dull; D – translucent; DE – 3.8; H – 3–4; CL – not determined; F – uneven; M – acicular crystals, acicular and earthy aggregates, coatings, massive.

Origin and occurrence: Secondary in the oxidation zone of Bi and Cu deposits, together with bismuthinite. It occurred in Jáchymov, Czech Republic; in Tintic, Utah, USA; Schneeberg and Wittichen, Germany.

Torbernite, 120 mm, Katanga, Zair



Kovdorskite



MONOCLINIC ●

Properties: C – light pink-brown, white, blue; S – white; L – vitreous; D – transparent to translucent; DE – 2.6; H – 4; CL – none; F – conchoidal to uneven; M – tabular crystals, massive.

Origin and occurrence: Hydrothermal, associated with magnesite, magnetite and other minerals. Blue and pink-brown crystals up to 25 mm (1 in) across come from the Zheleznyi mine, Kovdor, Kola Peninsula, Russia.

Torbernite



TETRAGONAL ● ● ●

Properties: C – emerald-green to grass-green; S – light green; L – vitreous to dull, pearly on the cleavage planes; D – transparent to translucent; DE – 3.3; H – 2–2.5; CL – perfect; F – uneven; M – tabular to pyramidal crystals, earthy aggregates, coatings, granular, massive; R – strongly radioactive.

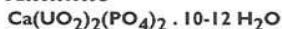
Origin and occurrence: Secondary in the oxidation zone of U deposits, also in pegmatites and sedimentary rocks, resulting from the hydrothermal alteration of uraninite and other U minerals. Emerald-green tabular crystals, several cm across, come from Sabugal, Portugal; Jáchymov, Czech Republic; Shinkolobwe, Zaire; Bois-Noirs, France; Moctezuma, Mexico and many localities in the Colorado Plateau, Utah, USA. Beautiful druses of crystals up to 20 mm (²⁵/₃₂ in) across, found in the Margabal mine, Aveyron, France.

Application: U ore.

Autunite, 15 mm xx, Troncas, Portugal



Autunite



TETRAGONAL ● ● ●


Properties: C – light to dark yellow, yellow-green to green; S – light yellow; L – vitreous to dull; D – transparent to translucent; DE – 3.1; H – 2-2.5; CL – perfect; F – uneven; M – tabular crystals, foliated, scaly, earthy and pulverulent aggregates, coatings, massive; LU – yellow-green; R – strongly radioactive.

Origin and occurrence: Secondary in the oxidation zone of U deposits, in pegmatites and in some U-rich sedimentary rocks, as a result of hydrothermal alteration of uraninite and other U minerals. It is frequently associated with torbernite and other U

Uranocircite, 78 mm, Minas Gerais, Brazil



Nováčekite, 70 mm, Brumado, Brazil



secondary minerals. Tabular crystals up to 30 mm (1 3/16 in) across come from Schneeberg and Johanngeorgenstadt, Germany and Autun, France. It is also known from Rum Jungle, Northern Territory, Australia; St. Austel, Cornwall, UK; Mount Spokane, Washington, USA and Jáchymov, Czech Republic.

Application: U ore.

Uranocircite



TETRAGONAL ● ●

Properties: C – light to dark yellow, light yellow-green; S – light yellow; L – vitreous to dull, pearly on the cleavage planes; D – transparent to translu-

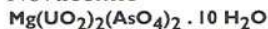
Zeunerite, 5 mm xx, Cinovec, Czech Republic



cent; DE – 3.5; H – 2-2.5; CL – perfect; F – uneven; M – tabular crystals, foliated and earthy aggregates, pulverulent coatings, massive; LU – green; R – strongly radioactive.

Origin and occurrence: Secondary in the oxidation zone of U deposits. Yellow tabular crystals up to 10 mm (3/8 in) across occurred in Dametice, Czech Republic; Bergen and Wölsendorf, Germany and in the Sao Pedro mine, Suaçui, Minas Gerais, Brazil.

Nováčekite



TETRAGONAL ● ● ●

Properties: C – straw-yellow, light yellow; S – light yellow; L – vitreous to dull; D – transparent to translucent; DE – 3.7; H – 2.5; CL – perfect; F – uneven; M – tabular crystals, lamellar, earthy and pulverulent aggregates, massive; LU – dark green; R – strongly radioactive.

Origin and occurrence: Secondary in the oxidation zone of U deposits. Tabular crystals up to 50 mm (2 in) across come from the Pedra Preta Mine, Brumado, Bahia, Brazil. Lamellar aggregates are known from Zálesí, Czech Republic; Aldama, Chihuahua, Mexico; Wittichen, Germany.

Zeunerite

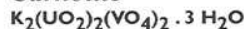


TETRAGONAL ● ● ●

Properties: C – emerald-green, yellow-green; S – light green; L – vitreous to dull; D – transparent to translucent; DE – 3.4; H – 2.5; CL – perfect; F – uneven; M – tabular crystals, foliated aggregates, massive; R – strongly radioactive.

Origin and occurrence: Secondary in the oxidation zone of U deposits. Tabular crystals up to 30 mm (1 1/16 in) across, come from the Pedra Preta Mine, Brumado, Bahia, Brazil. It is also known from Zálesí, Czech Republic and Schneeberg, Germany.

Carnotite



MONOCLINIC ● ● ●

Properties: C – light to dark yellow, yellow-green; S – light yellow; L – dull; D – transparent to translucent, opaque; DE – 4.9; H – not determined; CL – perfect; F – uneven; M – earthy aggregates, massive; R – strongly radioactive.

Origin and occurrence: Secondary in the oxidation zone of sedimentary U deposits, typically associated

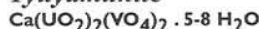
Carnotite, 55 mm, Utah, U.S.A.



with tyuyamunite. Platy crystals, up to 2 mm (1/16 in) across found in the Mashamba West mine, Zaire. Earthy and pulverulent aggregates occur in many localities in the Colorado Plateau, e.g. Paradox Valley, Colorado and La Sal, Utah, USA. Also known from Tyuya Muyun, Uzbekistan and Radium Hill, Southern Australia, Australia.

Application: U and V ore..

Tyuyamunite



ORTHORHOMBIC ● ● ●

Properties: C – yellow-green, canary yellow; S – light yellow; L – silky to adamantine; D – translucent to opaque; DE – 3.6; H – 2; CL – perfect; F – uneven; M – earthy aggregates, massive; LU – weak yellow-green; R – strongly radioactive.

Origin and occurrence: Secondary in the oxidation zone of sedimentary U deposits, together with carnotite. Common earthy and pulverulent aggregates occur in many localities in the Colorado Plateau, e.g. Paradox Valley, Colorado and Red Creek, Utah, USA. It was described from Tyuya Muyun, Uzbekistan.

Application: U and V ore.

Tyuyamunite, 80 mm, Fergana, Uzbekistan





9. Silicates

Phenakite



TRIGONAL ● ● ●

Properties: C – colorless, white, yellowish; S – white; L – strong vitreous; D – transparent to translucent; DE – 3.0; H – 8; CL – imperfect; F – conchoidal; M – long prismatic to tabular crystals, radial aggregates, granular.

Origin and occurrence: Magmatic in granitic pegmatites; hydrothermal in greisens; metamorphic in mica schists, associated with beryl, chrysoberyl, apatite and quartz. Prismatic crystals up to 250 mm ($9^{13}/_{16}$ in) long occurred in Kragerö, Norway. It is also known from Sao Miguel de Piracicaba, Minas Gerais, Brazil in crystals, up to 100 mm (4 in) long. The other localities are Habachtal, Austria; Malyshevo, Russia; Anjanabonoina, Madagascar.

Application: sporadically cut as a gemstone.

Willemite



TRIGONAL ● ● ●

Properties: C – white, yellowish, gray, green; S – white; L – vitreous; D – translucent; DE – 4.0; H – 5.5; CL – good; F B conchoidal to uneven; M – prismatic to tabular crystals, radial aggregates, granular; LU – distinct light green.

+
← *Origin and occurrence:* Metamorphic in marbles; secondary in the oxidation zone of ore deposits,

Topaz, 60 mm, Thomas Range, U.S.A.

Willemite, 76 mm, Tsumeb, Namibia

Phenakite, 200 mmx, Kragerö, Norway



associated with zincite, franklinite, hemimorphite and smithsonite. Crystals up to 100 mm (4 in) across come from Franklin, New Jersey, USA, Mont St.-Hilaire, Quebec, Canada.

Application: as Zn ore.



Forsterite, 40 mm, Suppat, Pakistan



Forsterite
OLIVINE GROUP
Mg₂SiO₄

ORTHORHOMBIC ● ● ● ●

Properties: C – yellowish, greenish, colorless; S – white; L – vitreous; D – transparent to opaque; DE – 3.3; H – 6.5-7; CL – good; F – conchoidal to uneven; M – tabular to prismatic crystals, granular.

Origin and occurrence: Metamorphic in regionally and contact metamorphosed dolomites. Typical rock-forming mineral, associated with enstatite, spinel, phlogopite and chlorite. Green gemmy crystals up to 80 mm (3 1/8 in) long come from Suppat, Pakistan. It also occurred in Crestmore, California, USA, Mount Timobly, British Columbia, Canada and Monte Somma, Italy.

Olivine
OLIVINE GROUP
(Mg,Fe)₂SiO₄

ORTHORHOMBIC ● ● ● ● ●

Varieties: chrysolite

Properties: C – green, yellow-green (chrysolite), brown-green to black-green; S – white; L – vitreous; D – translucent to opaque; DE – 3.3-3.6; H – 6.5-7; CL – good; F B conchoidal to uneven; M – imperfect crystals, granular.

Origin and occurrence: Magmatic in some ultrabasic rocks, e.g. dunites, lherzolites, peridotites, gabbros and in meteorites. Typical rock-forming mineral, usually associated with diopside, magnetite and pyrope. Classic locality of chrysolite is Zebirget Island in the Red Sea, Egypt, where tabular crystals



up to 100 mm (4 in) across occurred. It is also known from the San Carlos Indian Reservation, Arizona, USA. Olivine was found in many basaltic rocks in Laacher See, Germany; Rockport, Massachusetts, USA and elsewhere.

Application: chrysolite is cut as a gemstone.

Fayalite
OLIVINE GROUP
 Fe_2SiO_4

ORTHORHOMBIC ● ● ●

Properties: C – black-green to black; S – gray; L – dull to vitreous; D – opaque; DE – 4.2; H – 6.5-7; CL – good; F B conchoidal to uneven; M – imperfect prismatic crystals, granular.

Origin and occurrence: Magmatic in granitic pegmatites, granites and syenites, associated with orthoclase, gadolinite-(Y) and epidote; rare metamorphic. Poorly developed crystals up to 150 mm (6 in) long found in pegmatites near Baveno, the Alps, Italy.

Fayalite, 80 mm, Rockport, U.S.A.



It is also known from Strzegom, Poland and the Sawtooth Batholith, Idaho, USA.

Tephroite
OLIVINE GROUP
 Mn_2SiO_4

ORTHORHOMBIC ● ● ●

Properties: C – gray, olive-green, red-brown; S – white; L – dull to vitreous; D – translucent to transparent; DE – 4.2; H – 6; CL – good; F B conchoidal to uneven; M – prismatic crystals, granular.

Origin and occurrence: Metamorphic in skarns and Mn-rich metamorphosed sediments, together with rhodonite, franklinite and spessartine. Granular aggregates and perfect crystals up to 50 mm (2 in) across known from Franklin, New Jersey, USA; Langban, Sweden. It comes also from Tarnobrzeg, Poland, in crystals, up to 80 mm (3 1/8 in) across.

Tephroite, 60 mm, Harstigen, Sweden



Pyrope, 3 mm grains, Trebivlice, Czech Republic



Pyrope
GARNET GROUP
 $\text{Mg}_3\text{Al}_2\text{Si}_3\text{O}_{12}$

CUBIC ● ● ● ●

Properties: C – red to purple-red, light purple, black-brown; S – white; L – vitreous; D – transparent to

Almandine, 38 mm x, Ötztal, Austria



translucent; DE – 3.5; H – 7-7.5; CL – none; F B conchoidal to uneven; M – isometric crystals, granular.

Origin and occurrence: Magmatic in some ultrabasic rocks, e.g. lherzolites, peridotites, kimberlites, eclogites and serpentinites; metamorphic in quartzites; also known from placers. It is associated with diopside, magnetite and diamond. It comes from many localities in ultrabasic rocks, like Třebenice and Mirunice, Czech Republic; Zöblitz, Germany; Madras, India; Kimberley, South Africa. Crystals up to 250 mm ($9\frac{13}{16}$ in) across were found in Dora Maria, the Alps, Italy.

Application: cut as a gemstone.

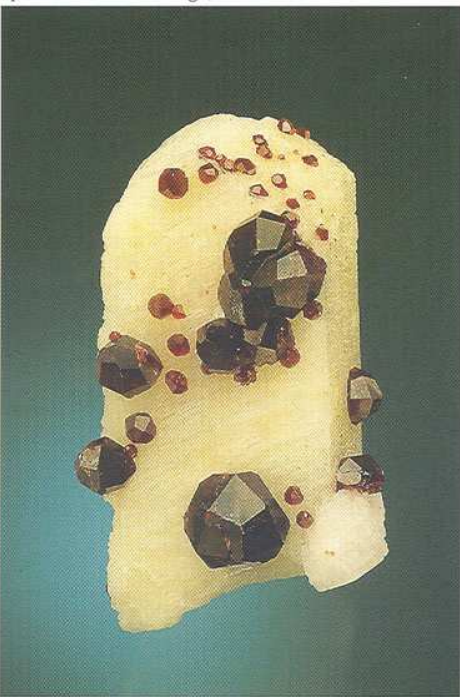
Almandine
GARNET GROUP
 $\text{Fe}_3\text{Al}_2\text{Si}_3\text{O}_{12}$

CUBIC ● ● ● ●

Properties: C – red to purple-red, black-brown; S – white; L – vitreous; D – transparent to translucent; DE – 4.3; H – 7; CL – none; F B conchoidal to uneven; M B well-formed crystals, granular.

Origin and occurrence: Metamorphic in regionally metamorphosed rocks, as chlorite schists, gneisses,

Spessartine, 96 mm, Gilgit, Pakistan





mica schists and migmatites; magmatic in some granites and pegmatites; also in placers. Well-developed crystals up to 150 mm (6 in) across are known from Ishikawa pegmatites, Japan and Shingus, Pakistan. It comes from many mica schists and gneisses as crystals, up to about 50 mm (2 in), like Fort Wrangel, Alaska, USA; Ötztal, Austria; Bodö, Norway. It occurs in placers near Ratnapura, Sri Lanka.

Application: cut as a gemstone, abrasive material.

Spessartine GARNET GROUP $\text{Mn}_3\text{Al}_2\text{Si}_3\text{O}_{12}$

CUBIC • • • • •

Properties: C – red, orange, light brown to yellowish; S – white; L – vitreous; D – transparent to translucent; DE – 4.3; H – 7-7.5; CL – none; F B conchoidal to uneven; M – perfect crystals, granular.

Origin and occurrence: Magmatic in granitic pegmatites and some granites; hydrothermal in cavities in rhyolites; metamorphic in some skarns and Mn-rich metamorphic rocks. Perfect crystals up to 30 mm ($1\frac{1}{16}$ in) across were found in granitic pegmatites in the Hercules mine, Ramona, California, USA; near Marienfluss river, Namibia and in rhyolite cavities in Nathrop, Colorado, USA.

Gemmy crystal fragments up to 50 mm (2 in) across were recently found in an undisclosed locality in Minas Gerais, Brazil.

Application: cut as a gemstone.

Grossular GARNET GROUP $\text{Ca}_3\text{Al}_2\text{Si}_3\text{O}_{12}$

CUBIC • • • • •

Varieties: hessonite, tsavorite

Properties: C – red, green (tsavorite), orange, red-brown (hessonite) to colorless; S – white; L – vitreous; D – transparent to translucent; DE – 3.4; H – 6.5-7; CL – none; F B conchoidal to uneven; M – perfect crystals, granular.

Origin and occurrence: Metamorphic in Ca-rich, contact metamorphic rocks, skarns, rodingites; hydrothermal along the cracks in these rocks, associated with diopside, vesuvianite, wollastonite, scapolite and epidote. Perfect crystals about 30 mm ($1\frac{1}{16}$ in) across occur in the Jeffrey quarry, Asbestos, Quebec, Canada and Sierra de las Cruces, Coahuila, Mexico.

Tsavorite crystals up to 50 mm (2 in) across come from the Tsavo National Park, Kenya and Merelani Hills, Arusha, Tanzania. The other well-known localities are Ala, Italy and Ciclova, Romania. Grossular crystals up to 100 mm (4 in) in size in Vápenná, Czech Republic; Xalostoc, Mexico and Sandaré, Mali.

Application: cut as a gemstone.

Andradite, 30 mm xx, Graham Co., U.S.A.



Demantoid, 3 mm xx, Bobrovka, Russia



Andradite
GARNET GROUP
 $\text{Ca}_3\text{Fe}^{3+}_2\text{Si}_3\text{O}_{12}$

CUBIC • • • • •

Varieties: demantoid, melanite

Properties: C – dark red, black-brown, brown, green to yellow-green (demantoid), black-brown to black (melanite); S – white; L – vitreous; D – transparent to translucent; DE – 3.9; H – 6.5-7; CL – none; F B conchoidal to uneven; M B well-developed crystals, granular.

Origin and occurrence: Metamorphic in Ca and Fe rich contact metamorphosed rocks, skarns, rodingites; hydrothermal along the cracks of these rocks; magmatic in some alkaline igneous rocks, usually in the same localities as grossular. Crystals up to 40 mm ($1\frac{1}{16}$ in) across come from Sinerechenskoye, Russia. Fine crystals were also found in the Namgar mine, Usakos, Namibia and Ciclova, Romania. Fine melanite crystals occur in Magnet Cove, Arkansas, USA. Demantoid crystals up to 30 mm ($1\frac{1}{16}$ in) across known from Val Malenco, Italy and in the Bobrovka river basin, Ural mountains, Russia.

Application: demantoid is cut as a gemstone.

Melanite, 5 mm xx, Rudnyi, Kazakhstan



Uvarovite, 2 mm xx, Sarany, Russia



Uvarovite
GARNET GROUP
 $\text{Ca}_3\text{Cr}_2\text{Si}_3\text{O}_{12}$

CUBIC • •

Properties: C – dark emerald-green; S – white; L – vitreous; D – transparent to translucent; DE – 3.9; H – 6.5-7; CL – none; F B conchoidal to uneven; M – perfect crystals, granular.

Origin and occurrence: Metamorphic and also hydrothermal are almost only limited to rocks with increased Cr content, ultrabasic rocks with chromite, serpentinites and skarns. It occurs as crystals up to 8 mm ($3/16$ in) across along cracks in chromite in Sarany, Ural mountains, Russia. Crystals up to 20 mm ($25/32$ in) across, come from Outokumpu, Finland. It is also known from Orford, Quebec, Canada.

Zircon
 ZrSiO_4

TETRAGONAL • • •

Varieties: jargon, hyacinth.

Properties: C – yellow (jargon), brown, yellow-brown, red-orange (hyacinth), red to colorless; S – white; L – vitreous, greasy to adamantine; D – transparent to translucent; DE – 4.7; H – 7.5; CL – imperfect; F B conchoidal to uneven; M – perfect long and short prismatic crystals, granular; LU – yellow; R B sometimes radioactive and usually metamict.

Origin and occurrence: Magmatic and metamorphic as an accessory mineral in different rock types; rarely hydrothermal in the Alpine-type and quartz veins; also

in sediments and placers. Prismatic crystals up to 30 cm (12 in) across, occur in syenite pegmatites in Renfrew and Bancroft, Ontario, Canada. It is also known from Miass, Ural mountains and from Mount Vavnbéd, Lovozero massif, Kola Peninsula, Russia. Classic occurrences in granitic pegmatites are Alto Ligonha, Mozambique; Arendal, Norway; Ytterby, Sweden and Jaguaráçu, Minas Gerais, Brazil. Gemmy zircons of different colors up to 80 mm ($3 1/8$ in) in size come from placers near Ratnapura, Sri Lanka and elsewhere.

Application: hyacinth and jargon are cut as gemstones, Zr ore.

Zircon, 20 mm x, Vishnevogorsk, Ural Mts., Russia



Eulytite, 2 mm xx, Schneeberg, Germany



Eulytite

$\text{Bi}_4\text{Si}_3\text{O}_{12}$

CUBIC ● ●

Properties: C – brown, yellow, gray, colorless; S – white; L – greasy; D – translucent; DE – 6.6; H – 4.5; CL – good; F B conchoidal to uneven; M – small dipyramidal crystals, radial aggregates, granular.

Origin and occurrence: Secondary in Bi deposits, typically associated with bismuth.

Its small crystals come from Horní Slavkov, Czech

Euclase, 42 mm, Minas Novas, Brazil



Sillimanite, 10 mm grains, Havlíčkův Brod, Czech Republic



Republic; Schneeberg and Johanngeorgenstadt, Germany.

Euclase

$\text{BeAlSiO}_4(\text{OH})$

MONOCLINIC ● ●

Properties: C – colorless, white, greenish, blue; S – white; L – vitreous; D – transparent to translucent; DE – 3.1; H – 7.5; CL – good; F B conchoidal to

uneven; M – long prismatic crystals, radial aggregates, granular.

Origin and occurrence: Hydrothermal occurs in pegmatites, greisens and in quartz and Alpine-type veins; rare in placers. Well-formed crystals up to 80 mm (3 1/8 in) in size known from Santa do Encoberto, Minas Gerais, Brazil. Blue crystals up to 50 mm (2 in) across occurred in the Last Hope Mine, Karoi, Zimbabwe. It also come from the sediments of Sanarka River, Ural mountains, Russia. Dark blue crystals up to 150 mm (6 in) across were found recently in the Chivor Mine, Colombia.

Application: locally cut as a gemstone.

Sillimanite

Al_2SiO_5

ORTHORHOMBIC • • • • •

Properties: C – white, gray, greenish, yellowish; S – white; L – vitreous to dull; D – transparent to translucent; DE – 3.3; H – 6.5-7.5; CL – good; F – uneven; M – long prismatic crystals, fibrous aggregates, granular.

Origin and occurrence: Almost exclusively metamorphic in gneisses and migmatites; only rare magmatic in pegmatites and granites; also in placers. Typical rock-forming mineral, very commonly associated with andalusite. Typical localities are Bodenmais, Germany and Mar_ikov, Czech Republic. Gemmy crystals up to 20 mm (25/32 in) long are known from Rakwana-Deniyaya, Sri Lanka.

Andalusite

Al_2SiO_5

ORTHORHOMBIC • • • • •

Varieties: chiastolite, viridine

Properties: C – pink, red-brown, red, gray, whitish, green (viridine); S – white; L – vitreous to dull; D – translucent to transparent; DE – 3.2; H – 6.5-7.5; CL – good; F – uneven; M – prismatic crystals, fibrous aggregates, granular, massive.

Origin and occurrence: Metamorphic in regionally and contact metamorphosed rocks; magmatic in pegmatites and granites, hydrothermal in quartzites. Typical rock-forming mineral, commonly associated with sillimanite, corundum and cordierite. Renowned localities are Lisens, the Alps, Austria; Bimbawrie, South Australia, Australia. Green gemmy crystals come from Morro do Chapéu, Bahia, Brazil. Viridine is known from Darmstadt, Germany.

Andalusite, 28 mm x, Aracuary, Minas Gerais, Brazil



Chiastolith, 20 mm, Bimbawrie, Australia



Kyanite



TRICLINIC



Properties: C – blue, gray, white, green, dark gray, colorless; S – white; L – vitreous to dull; D – transparent to translucent; DE – 3.6; H – 4.5-7.5; CL – good; F – uneven; M – prismatic to tabular crystals, fibrous aggregates, granular, massive.

Origin and occurrence: Almost only metamorphic in regionally metamorphosed rocks, mica schists, gneisses, granulites and eclogites; less frequently magmatic in pegmatites and granites; rarely hydrothermal in quartz veins. Typical rock-forming mineral, associated with andalusite and sillimanite. Blue columnar aggregates and crystals up to 150 mm (6 in) long occur in Barra do Salinas, Minas Gerais, Brazil. Other renowned localities are Pizzo Forno, Switzerland; Prilep, Macedonia; Keivy, Kola Peninsula, Russia.


Kyanite, 87 mm, Minas Gerais, Brazil



Topaz, 18 mm xx, Ghundao Hill, Pakistan



Topaz



ORTHORHOMBIC




Varieties: pycnite

Properties: C – colorless, blue, yellow, gray, white, greenish, pinkish, red; S – white; L – vitreous; D – transparent to translucent; DE – 3.6; H – 8; CL – good; F – uneven; M – perfect prismatic to tabular crystals, radial and columnar aggregates, granular.

Origin and occurrence: Magmatic in pegmatites and granites; hydrothermal in greisens, in rhyolite cavities, in quartz veins, also in placers. Topaz crystals in pegmatites are occasionally very large, like the crystal measuring 80 x 60 x 60 cm (31½ x 24 x 24 in) across from Fazenda do Funil; crystals

Topaz, 49 mm, Ramona, U.S.A.



up to 30 cm (12 in) from Virgem da Lapa, both Minas Gerais, Brazil. Blue, brownish and bicolored crystals up to 40 cm (15¾ in) long come from Volodarsk Volynskii, Ukraine. Other topaz localities are Iveland, Norway; Murzinka, Ural mountains, Russia; Little Three mine, Ramona, California; Pikes Peak, Colorado, USA; Gilgit, Pakistan; Spitzkopje, Namibia. Orange to red topaz (imperial topaz) comes from quartz veins near Ouro Preto, Minas Gerais, Brazil. Pink topaz crystals up to 70 mm (2¾ in) found at Mount Ghundao, Mardan, Pakistan. Important topaz specimens were also found in Schneckenstein, Germany; Thomas Range, Utah, USA; Nerchinsk, Siberia, Russia. Columnar aggregates of pycnite come from Cinovec, Czech Republic and Altenberg, Germany.

Application: cut as a gemstone.

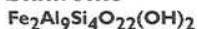
Pycnite, 60 mm, Cinovec, Czech Republic



Staurolite, 80 mm, Keivy, Kola, Russia



Staurolite



ORTHORHOMBIC • • • • •

Properties: C – dark to light brown, yellow; S – white; L – dull to vitreous; D – transparent to almost opaque; DE – 3.7; H – 7-7.5; CL – good; F – uneven;

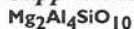
Sapphirine, 26 mm, Vohimena, Madagascar



M – prismatic to tabular crystals and their combinations, granular.

Origin and occurrence: Metamorphic in regionally metamorphosed rocks, gneisses and mica schists; rare magmatic in granites; also in placers, commonly associated with almandine, andalusite and kyanite. Crystals up to 50 mm (2 in) across come from Pizzo Forno, Switzerland. It is also known from Rio Arriba, New Mexico, USA. Its cross-like twins, up to 200 mm (7 7/8 in) across, occur in Keivy, Kola Peninsula, Russia and Morbihan, France.

Sapphirine



MONOCLINIC • •

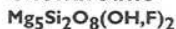
Properties: C – dark to light blue, green; S – white; L – vitreous to dull; D – transparent to translucent; DE – 3.5; H – 7.5; CL – imperfect; F – uneven; M – tabular crystals, granular.

Origin and occurrence: Metamorphic in regionally metamorphosed rocks, rich in Al and Mg and poor in Si, associated with spinel and corundum. Crystals up to 40 mm (1 9/16 in) across come from Fiskenaesset, Greenland; Betroka and Androy, Madagascar. Other localities include Val Codera, Italy and Enderby Land, Antarctica.

Chondrodite, 15 mm x, Brewster, U.S.A.



Chondrodite



MONOCLINIC ● ● ●

Properties: C – yellow, greenish, brown; S – white; L – vitreous to dull; D – transparent to translucent; DE – 3.2; H – 6–6.5; CL – imperfect; F – uneven; M – crystals of different habits, granular.

Origin and occurrence: Metamorphic in contact and regionally metamorphosed carbonate rocks; rare magmatic in carbonatites, typically associated with spinel, chlorite and phlogopite. Perfect crystals up to 50 mm (2 in) long come from the Tilly Foster mine, Brewster, New York, USA. Other localities are Pargas, Finland; Monte Somma, Italy; Riverside, California, USA.

Clinohumite



MONOCLINIC ● ● ●

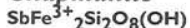
Properties: C – yellow, red, brown, white; S – white; L – vitreous to dull; D – transparent to translucent; DE – 3.3; H – 6; CL – imperfect; F – uneven; M – crystals of different habits, granular.

Origin and occurrence: Metamorphic in contact and regionally metamorphosed carbonate rocks, serpentinites and talc schists, associated with spinel, chlorite, forsterite, serpentine and phlogopite. Gemmy yellow crystals up to 30 mm (1¹/₁₆ in) across come from Kukh-i-Lal, Pamir, Tajikistan. Other localities are Pargas, Finland; Monte Somma, Italy; Jensen quarry, California, USA.

Clinohumite, 19 mm, Kukh-i-lal, Tadzhikistan



Chapmanite



MONOCLINIC ● ●

Properties: C – olive-green to dark yellow; S – yellowish to yellow; L – dull; D – translucent; DE – 3.7; H – 2.5; CL – imperfect; F – uneven; M – elongated crystals, massive.

Origin and occurrence: Hydrothermal and secondary in the cracks of rocks, sometimes with stibnite. Its massive aggregates occur in Smilkov near Votice, Czech Republic; in the Keely mine, Cobalt, Ontario, Canada.

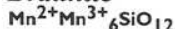
Chapmanite, 4 mm, Pernek, Slovakia



Braunite, 60 mm, Langban, Sweden



Braunite



TETRAGONAL • • • •

Properties: C – black, black-gray, black-brown; S – gray; L – submetallic to metallic; D – opaque; DE – 4.7; H – 6-6.5; CL – perfect; F – uneven to conchoidal; M – dipyramidal crystals, granular.

Origin and occurrence: Metamorphic in regionally and contact metamorphosed rocks; hydrothermal in

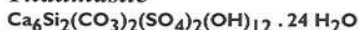
Thaumasite, 3 mm aggregate, Maglovec, Slovakia



sedimentary rocks rich in Mn and in hydrothermal veins, associated with hausmanite, pyrolusite and other Mn minerals. Its perfect crystals up to 70 mm (2¾ in) long, come from Kacharhavee and Tirodi, India. It is also known from Langban, Sweden; Ilfeld and Ilmenau, Germany; St. Marcel, Italy; Tizi Bashkun, Morocco.

Application: Mn ore.

Thaumasite

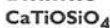


HEXAGONAL • • • •

Properties: C – white to colorless; S – white; L – vitreous to dull; D – transparent to translucent; DE – 1.9; H – 3.5; CL – imperfect; F – uneven; M B acicular aggregates, granular, massive; LU – white.

Origin and occurrence: Hydrothermal or metamorphic in contact metamorphosed carbonate rocks, usually associated with other Ca silicates and carbonates, like ettringite and prehnite. Typical localities are Crestmore, California; West Paterson, New Jersey, USA; Langban, Sweden; N'Chwaning mine No. 2. Kuruman, South Africa.

Titanite



MONOCLINIC • • • •

Properties: C – colorless, yellow, brown, green, gray to black; S – white; L – vitreous to dull; D – transparent, translucent to opaque; DE – 3.5; H – 5-5.5; CL – good; F – uneven to conchoidal; M – tabular crystals and their combinations, granular, massive.

Origin and occurrence: Metamorphic and magmatic as a common accessory mineral in many igneous and

Fersmanite, 10 mm x, Khibiny Massif, Kola, Russia



Titanite, 20 mm xx, Stubachtal, Austria



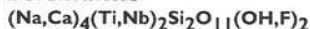
metamorphic rocks and pegmatites; hydrothermal in the Alpine-type veins; also in placers.

The most beautiful crystals up to 180 mm ($7\frac{1}{16}$ in) long occur in Alpine-type veins in Tavetsch and Binntal, Switzerland; Zillertal and Felbertal, Austria; Dodo, Polar Ural, Russia. Large, poorly developed crystals weighing up to 40 kg (88 lb), come from Eganville, Ontario, Canada and Rossie, New York, USA.

Chloritoid, 30 mm, Ile de Croix, France



Fersmanite

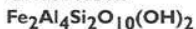


TRICLINIC • • •

Properties: C – light to dark brown; S – white; L – vitreous to dull; D – translucent; DE – 3.5; H – 5-5.5; CL – none; F – uneven to conchoidal; M – tabular crystals.

Origin and occurrence: Magmatic to hydrothermal in alkaline pegmatites together with pectolite, apatite and sulfides. Crystals up to 30 mm ($1\frac{1}{16}$ in) across known from Mount Eveslogchorr, Khibiny massif, Kola Peninsula, Russia.

Chloritoid



MONOCLINIC, TRICLINIC • • •

Properties: C – dark gray, gray-green to black-green; S – gray; L – vitreous to dull; D – translucent; DE – 3.6; H – 6.5; CL – perfect; F – uneven to conchoidal; M – tabular crystals, foliated and scaly aggregates, granular.

Origin and occurrence: Metamorphic in some mica schists and phyllites; hydrothermal alteration product in lavas. Typical localities are Zermatt, Switzerland; Ottrez, Belgium; Pregraten, Austria.

Datolite, 30 mm xx, Dalnegorsk, Russia



Datolite



MONOCLINIC • • •

Properties: C – white to colorless, yellowish, greenish, gray; S – white; L – vitreous to dull; D – transparent to translucent; DE – 3.1; H – 5-5.5; CL – none; F – uneven to conchoidal; M – prismatic to tabular crystals, nodules, granular.

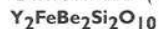
Origin and occurrence: Metamorphic and hydrothermal in contact metamorphosed rocks, in cavities in volcanic rocks, in ore veins and pegmatites. It is commonly associated with zeolites, prehnite, calcite and also with tourmaline. Prismatic

Gadolinite-(Y), 60 mm, Hitterö, Norway



and tabular crystals up to 100 mm (4 in) long occur in Dalnegorsk, Russia. Other typical localities are West Paterson, New Jersey; Keweenaw Peninsula, Michigan, USA; Haslach, Germany; Charcas, San Luis Potosi, Mexico.

Gadolinite-(Y)



MONOCLINIC • •

Properties: C – black, dark red, brown, greenish; S – gray-green; L – vitreous to greasy, D – transparent to translucent; DE – 4.4; H – 6.5-7; CL – none; F –

Howlite, 30 mm, California, U.S.A.



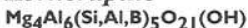
Dumortierite, 60 mm, Dehesa, U.S.A.



conchoidal; M – prismatic crystals, granular; R – locally metamict.

Origin and occurrence: Magmatic in granites and pegmatites, locally associated with fluorite and allanite; rare hydrothermal in the Alpine-type veins. Aggregates, up to 40 cm (15¾ in) across come from Hitterö, Norway. Barringer Hill and Clear Creek, Texas, USA yielded aggregates, weighing up to 90 kg (198 lb). Other famous localities are Blatchford Lake, Northwest Territories, Canada; Baveno, the Alps, Italy; Iveland, Evje, Norway.

Kornerupine

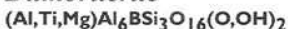


ORTHORHOMBIC ● ● ●

Properties: C – colorless, white, greenish, gray, brown; S – white; L – vitreous to dull; D – transparent to translucent; DE – 3.3; H – 6.5-7; CL – none; F – conchoidal; M – prismatic crystals, radial aggregates, granular.

Origin and occurrence: Metamorphic in strongly metamorphosed rocks, as granulites. Crystals up to 230 mm (9¼ in) across known from Fiskensæset, Greenland. It also occurs in Lac Ste-Marie, Quebec, Canada; Waldheim, Germany; Itrongay, Madagascar.

Dumortierite




ORTHORHOMBIC ● ● ●

Properties: C – purple, pink, blue, brown; S – white; L – vitreous to dull; D – transparent to translucent; DE – 3.4; H – 8.5; CL – good; F – uneven; M – prismatic crystals, radial and acicular aggregates, massive.

Origin and occurrence: Metamorphic in some Al-rich metamorphic rocks, e.g. in migmatites and gneisses; magmatic in granites and pegmatites; hydrothermal in altered rocks. It comes from Dehesa, California; Rochester, Nevada, USA; Beaunant, France; crystals are known from the vicinity of Kutná Hora, Czech Republic; Soavina, Madagascar.

Howlite



MONOCLINIC ● ● ●

Properties: C – white; S – white; L – vitreous to dull; D – transparent to translucent; DE – 2.5; H – 3.5; CL – good; F – uneven; M – tabular crystals, nodules, massive.

Origin and occurrence: Hydrothermal in borate deposits, associated with ulexite and colemanite. Crystals, several cm across, come from the vicinity of Bras d'Or Lake, Nova Scotia, Canada. It occurs also in Lang and Daggett, California, USA.

Kornerupine, 90 mm, Lac Ste.-Marie, Canada



Cuprosklodowskite, 82 mm, Musonoi, Zair



Cuprosklodowskite

$\text{Cu}(\text{UO}_2)_2\text{Si}_2\text{O}_7 \cdot 6\text{H}_2\text{O}$

MONOCLINIC ● ●

Properties: C – various hues of green; S – greenish;
L – vitreous to dull; D – transparent to translucent;

Uranophane, 125 mm, Brewster, Texas, U.S.A.



DE – 3.8; H – 4; CL – good; F – uneven; M – radial,
acicular aggregates, thin coatings, granular, massive;
R – strong radioactive.

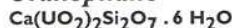
Origin and occurrence: Secondary in the oxidation
zone of U deposits, associated with autunite,
torbernite, uranophane and other U secondary mi-
nerals. Crystals, up to several cm long, come from

Kasolite, 30 mm, Musonoi, Zair



the Mashamba West mine, Musonoi, Zaire. It also occurred in Jáchymov, Czech Republic.

Uranophane



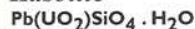
MONOCLINIC ● ● ●

Properties: C – various hues of yellow to brown; S – yellowish; L – vitreous to dull; D – transparent to translucent; DE – 3.9; H – 2.5; CL – good; F – uneven; M – radial, acicular aggregates, thin coatings, granular, massive; LU – yellow-green; R – strong radioactive.

Origin and occurrence: Secondary in the oxidation zone of U deposits as a product of uraninite alteration, associated with autunite, torbernite and other secondary U minerals. Needles up to 10 mm ($\frac{1}{8}$ in) long, come from Musonoi, Shinkolobwe, Zaire.

It is also known from the Faraday mine, Bancroft, Ontario, Canada. It occurs in Wölsendorf, Germany, as well as in Jáchymov, Czech Republic.

Kasolite

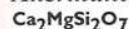


MONOCLINIC ● ●

Properties: C – various hues of yellow, green to brown; S – yellowish; L – vitreous to dull; D – translucent to opaque; DE – 6.2; H – 4.5; CL – good; F – uneven; M – prismatic crystals, radial and acicular aggregates, thin coatings, granular, massive; R – strong radioactive.

Origin and occurrence: Secondary mineral in the oxidation zone of U deposits. It is a product of uraninite alteration and is associated with uranophane, torbernite and U hydroxides. Crystals up to 10 mm ($\frac{1}{8}$ in) long occur in Shinkolobwe, Kasolo, Zaire and Mounana, Gabon.

Akermanite



TETRAGONAL ● ● ●

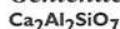
Properties: C – white, gray, green, brown; S – white; L – vitreous to dull; D – transparent to translucent; DE – 2.9; H – 5.5; CL – good; F – uneven to conchoidal; M – short prismatic crystals, granular.

Origin and occurrence: Magmatic in volcanic basic rocks; metamorphic in contact metamorphosed marbles. A typical representative of localities in marbles is Crestmore, California, USA. It occurs also in Ca-rich volcanic rocks in Velardena, Mexico.

Akermanite, 5 mm xx, Mt. Vesuvius, Italy



Gehlenite



TETRAGONAL ● ● ●

Properties: C – white, gray, yellowish; S – white; L – vitreous to dull; D – transparent to translucent; DE – 3.0; H – 5-6; CL – good; F – uneven to conchoidal; M – short prismatic crystals, granular.

Origin and occurrence: Magmatic in volcanic basic rocks; metamorphic in contact metamorphic marbles.

It occurs in Crestmore, California, USA; Monzoni, Italy; Oraviza, Romania and elsewhere.

Gehlenite, 80 mm, Vata de Sus, Romania



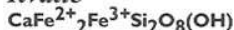
Ilvaite, 20 mm xx, Dalnegorsk, Russia



Bertrandite, 36 mm, Mt. Antero, U.S.A.



Ilvaite

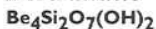


ORTHORHOMBIC • • •

Properties: C – black to black-gray; S – black; L – submetallic to dull; D – opaque; DE – 4.1; H – 5.5-6; CL – good; F – uneven; M – prismatic crystals, granular.

Origin and occurrence: Metamorphic and hydrothermal in contact metamorphosed Fe, Zn and Cu deposits. Prismatic crystals up to 100 mm (4 in) long come from Rio Marina, Elba, Italy. Crystals up to 30 cm (12 in) long are known from Serifos Island, Greece. Crystals, several cm long occur also in Dalnegorsk, Russia and in the Laxey mine, Idaho, USA.

Bertrandite



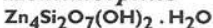
ORTHORHOMBIC • • •

Properties: C – colorless, white, yellowish; S – white; L – vitreous to dull; D – transparent to translucent; DE – 2.6; H – 6-7; CL – perfect; F – uneven; M – tabular crystals and their combinations, radial aggregates, granular, massive.

Origin and occurrence: Hydrothermal in granitic pegmatites, greisens and in hydrothermal veins, together with beryl, also as pseudo-morphs after beryl. Tabular crystals up to 50 mm (2 in) across occur in Conselheira Pena, Minas Gerais, Brazil. It is known from Kounrad and Kara-Oba, Kazakhstan in crystals up to 30 mm (1 1/16 in) across. It also comes from Stoneham, Maine, USA; Pisek, Czech Republic and Iveland, Norway.

Application: the most important Be ore.

Hemimorphite



ORTHORHOMBIC • • •

Properties: C – colorless, white, yellowish, greenish; S – white; L – vitreous to dull; D – transparent to translucent; DE – 3.4; H – 4.5-5; CL – perfect; F – uneven; M – tabular crystals and their combinations, botryoidal and radial aggregates, granular, massive.

Origin and occurrence: Secondary in the oxidation zone of Zn deposits, associated with sphalerite, smithsonite and cerussite. Crystals up to 100 mm (4 in) long come from Bisbee, Arizona, USA. It is also from the El Potosi Mine, Santa Eulalia, Chihuahua, Mexico; Bleiberg, Austria; Cho-Dien, Vietnam.

Application: Zn ore.

Hemimorphite, 30 mm xx, Mapimi, Mexico



Lamprophyllite



MONOCLINIC ● ●

Properties: C – brown to dark brown; S – white; L – vitreous to submetallic; D – translucent; DE – 3.5; H – 2-3; CL – perfect; F – uneven; M – tabular crystals,

Hemimorphite, 26 mm, Arizona, U.S.A.



radial aggregates.

Origin and occurrence: Magmatic in alkaline syenites and their pegmatites, associated with nepheline, aegirine and eudialyte. The best crystals up to 150 mm (6 in) long come from Mount Flora, Lovozero massif, Kola Peninsula, Russia. It is also known from Langesundsfjord, Norway and Mont St.-Hilaire, Quebec, Canada.

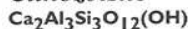
Lamprophyllite, 50 mm xx, Lovozero Massif, Kola, Russia



Clinozoisite, 36 mm, Eden Mills, U.S.A.



Clinozoisite

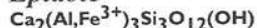


MONOCLINIC • • • • •

Properties: C – colorless, yellowish, green, pink; S – white; L – vitreous to dull; PS – transparent to translucent; DE – 3.4; H – 6.5; CL – good; F – uneven; M – prismatic crystals, columnar, radial aggregates, granular, massive.

Origin and occurrence: Metamorphic and hydrothermal in contacts of marbles and in the Alpine-type veins. Prismatic crystals up to 60 mm (2 3/8 in) long come from Radoy Island, Norway. It comes also from Eden Mills, Vermont; Allens Park, Colorado, USA; Pinos Altos, Baja California, Mexico.

Epidote



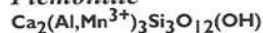
MONOCLINIC • • • • •

Properties: C – green, brown, greenish, yellow-green; S – white; L – vitreous to dull; D – transparent to translucent, locally opaque; DE – 3.4; H – 6-7; CL

– good; F – uneven; M – prismatic crystals, columnar and radial aggregates, granular, massive.

Origin and occurrence: Metamorphic in marble/granite contacts; hydrothermal in the Alpine-type veins and in hydrothermally altered rocks, typically associated with albite, prehnite and amphibole. Its green crystals up to 140 mm (5 1/2 in) long, were found in Sobotín, Czech Republic. Perfect crystals up to 100 mm (4 in) across come from Knappenwand, Austria. Thick tabular crystals occur in Prince of Wales Island, Alaska, USA. Fine crystals, resembling Austrian crystals, were found recently in Alchuri, Shigar, Pakistan. Fine columnar aggregates of crystals are known from Pampa Blanca, Peru and also reported from Arendal, Norway.

Piemontite




MONOCLINIC • • •

Properties: C – red-brown to black, crimson, red-yellow; S – white; L – vitreous to dull; D – translucent, locally opaque; DE – 3.5; H – 6; CL – good; F – uneven; M – prismatic crystals, radial aggregates, granular.

Origin and occurrence: Metamorphic in shales and Mn-rich metamorphic rocks; rare magmatic in rhyolites and pegmatites. Needles up to 30 mm (1 3/16

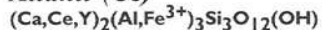
Epidote, Dashkesan, Azerbaidzhan





in) long come from St. Marcel, Piedmont, Italy and Otakiyama, Japan.

Allanit-(Ce)



MONOCLINIC • • •

Properties: C – black to dark brown; S – light gray; L – greasy to submetallic; D – translucent to opaque; DE – 3.9; H – 5.5-6; CL – none; F – conchoidal to

uneven; M – tabular crystals, granular; R – usually metamict.

Origin and occurrence: Magmatic in pegmatites and granites; metamorphic in various types of metamorphic rocks, e.g. migmatites, amphibolites and gneisses. Grains, up to 70 cm (27³/₁₆ in) across found in pegmatites near Bancroft, Ontario, Canada. Also occurs in Barringer Hill, Colorado; Amelia district, Virginia, USA; Arendal and Hitterö, Norway; Ytterby and Riddarhyttan, Sweden; Yates mine, Quebec, Canada.


Piemontite, 45 mm, Todyryact, Morocco



Allanite-(Ce), 40 mm, Vizcaya, Spain



Tanzanite, 37 mm, Arusha, Tanzania



Zoisite, 60 mm, Weisenstein, Germany



Zoisite



ORTHORHOMBIC



Varieties: thulite, tanzanite

Properties: C – colorless, yellowish, green, pink, red (thulite), blue (tanzanite); S – white; L – vitreous to dull; D – transparent to translucent; DE – 3.4; H – 6.5; CL – good; F – uneven; M – prismatic crystals, radial aggregates, granular.

Origin and occurrence: Metamorphic in regionally metamorphosed Ca-rich rocks, mainly in pyroxenic gneisses, amphibolites and in marble contacts. It is known from many localities like Saualpe, Austria; Zermatt, Switzerland; Lexviken, Norway (thulite); Traversella, Italy; Alchuri, Pakistan; Merelani Hills, Arusha, Tanzania (tanzanite), where crystals up to 70 mm (2¾ in) long were found.

Application: tanzanite and thulite are cut as gemstones.

Thulite, 40 mm, Lexviken, Norway



Vesuvianite



TETRAGONAL ● ● ●

Properties: C – brown, yellowish, green, blue, purple, colorless; S – white; L – vitreous to dull; D – transparent to translucent; DE – 3.3; H – 6-7; CL – imperfect; F – uneven to conchoidal; M – prismatic to tabular crystals, columnar aggregates with radial structure, granular, massive.

Origin and occurrence: Metamorphic and hydrothermal in contact metamorphosed Ca-rich rocks, mainly in skarns, in marble contacts, also in rodingites; rarely magmatic in alkaline rocks. It is usually associated with grossular, wollastonite and diopside. Perfect green crystals up to 180 mm ($7\frac{1}{16}$ in) long and purple crystals up to 70 mm ($2\frac{3}{4}$ in) long come from the Jeffrey quarry, Asbestos, Quebec, Canada. It is also known from Hazlov, Czech Republic; Crestmore, California, Franklin, New Jersey, USA; Monzoni, Italy.

Viluite



TETRAGONAL ●

Properties: C – dark green, gray-brown; S – white; L – vitreous to dull; D – transparent to translucent; DE – 3.4; H – 6; CL – imperfect; F – uneven to conchoidal; M – prismatic crystals.

Viluite, 30 mm xx, Vilui River, Russia



Vesuvianite, 110 mm, Asbestos, Canada



Origin and occurrence: Metamorphic in serpentinized skarn, associated with grossular. Its perfect prismatic crystals up to 50 mm (2 in) long are only known from the Vilui River basin, Yakutia, Russia.

Benitoite

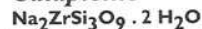


TRIGONAL

Properties: C – blue, pink, white, colorless; S – white; L – vitreous to dull; D – transparent to translucent; DE – 3.6; H – 6-6.5; CL – imperfect; F – uneven to conchoidal; M – prismatic to tabular crystals, mainly with trigonal cross-section; LU – bluish.

Origin and occurrence: Hydrothermal in veins, cross-cutting serpentinites, always associated with neptunite and natrolite. Its classic locality is the Benitoite Gem mine, San Benito Co., California, USA, where it forms tabular crystals up to 40 mm (1¹/₁₆ in) across.

Catapleite



HEXAGONAL

Properties: C – light yellow, yellow-brown, pink, brown, blue; S – white; L – vitreous to dull; D – transparent to opaque; DE – 2.8; H – 5-6; CL – good; F – uneven; M – thin tabular crystals, lamellar aggregates.

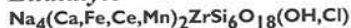
Origin and occurrence: Magmatic in nepheline syenites and their pegmatites, together with aegirine, titanite, nepheline and microcline. It occurs in Mont St.-Hilaire, Quebec, Canada, as tabular crystals up to

Benitoite, 28 mm x, San Benito Co., U.S.A.



150 mm (6 in) across. Crystals up to 30 mm (1¹/₁₆ in) across come from Mount Yukspor, Khibiny massif, Kola Peninsula, Russia. It is also known from Langesundsfjord, Norway; Magnet Cove, Arkansas, USA.

Eudialyte

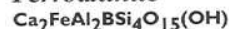


TRIGONAL

Properties: C – red, pink to brown; S – white; L – vitreous to dull; D – transparent to translucent; DE – 2.8; H – 5-5.5; CL – imperfect; F – uneven; M – prismatic and tabular crystals, granular.

Origin and occurrence: Magmatic in nepheline syenites and their pegmatites, associated with aegirine, nepheline and microcline. Crystals up to 80 mm (3¹/₁₆ in) across come from Mount Kukisvumchorr, Khibiny massif, Kola Peninsula, Russia. Crystals up to 50 mm (2 in) across are also known from Mont St.-Hilaire, Quebec, Canada. It also occurs in Langesundsfjord, Norway and in Los Island, Guinea.

Ferroaxinite



TRICLINIC

Properties: C – brown to purple-brown, light purple; S – white; L – vitreous to dull; D – trans-

Catapleite, 37 mm, Mont St.-Hilaire, Canada



Eudialyte, 20 mm grain, Khibiny Massif, Kola, Russia



parent to translucent; DE – 3.3; H – 6. 5-7; CL – good; F – uneven to conchoidal; M – tabular crystals, platy aggregates, granular, massive.

Origin and occurrence: Metamorphic and hydrothermal in contacts of marbles and granites, associated with clinozoisite, prehnite, calcite and actinolite, also in the Alpine-type veins and pegmatites. Perfect tabular crystals up to 150 mm (6 in) across come from Puiva, Polar Ural, Russia. Other renowned localities are Obira, Japan; Bourg d'Oisans, France; Monte Scopi, Switzerland.

Tinzenite

$\text{Ca}(\text{Mn,Fe})_2\text{Al}_2\text{BSi}_4\text{O}_{15}(\text{OH})$

TRICLINIC ● ●

Properties: C – yellow, orange to red; S – white; L – vitrous to dull; D – transparent to translucent; DE – 3.3; H – 6.5-7; CL – good; F – uneven to conchoidal; M – tabular crystals, platy and fibrous aggregates, granular, massive.

Origin and occurrence: Hydrothermal in the Alpine-type veins, cross-cutting a rock, rich in braunite. It comes from Tinzen, Val d'Err, Switzerland and in the Cassagna mine, Genova, Italy.

Ferroaxinite, 62 mm, Khapalu, Pakistan



Tinzenite, 10 mm xx, Val Graveglia, Italy



Beryl



HEXAGONAL



Varieties: emerald, aquamarine, heliodor, morganite, goshenite, red beryl (bixbite).

Properties: C – variable in different varieties; common beryl – mostly yellow, yellow-green, light green to white, rare blue; varieties: emerald – dark emerald-green; aquamarine – light to dark blue-green; morganite – pink; heliodor – light yellow to yellow-green; goshenite – white to colorless; red beryl B red; S – white; L – vitreous to dull; D – trans-

parent to translucent; DE – 2.6; H – 7.5-8; CL – imperfect; F – uneven to conchoidal; M – long prismatic to tabular crystals, columnar and radial aggregates, granular, massive.

Origin and occurrence: Magmatic in pegmatites and granites; hydrothermal in greisens, in cavities in rhyolite, in quartz veins; metamorphic in mica schists. Perfect prismatic crystals of common beryl up to 9 m (29 ft 6 in) long found in the Etta mine, Keystone, South Dakota, USA. Crystals weighing up to 177 tons, come from Namivo, Alto Ligonha, Mozambique. Other localities are Píci, Brazil; Iveland, Norway; Antsirabé, Madagascar. Emerald crystals occur in mica-schists, marbles and ultrabasic rocks, associated with other Be minerals, phenakite and

Emerald, 30 mm x, Boyacá, Colombia



Emerald, 30 mm, Ural Mts., Russia



chrysoberyl. Beautiful dark green transparent crystals are known from Malyshevo, Ural Mts., Russia; Muzo and Coscuez, Colombia; Habachtal, Austria,

Emerald, 90 mm, Muzo, Colombia



Aquamarine, 97 mm, Koronel Hurta, Brazil



where the largest crystals reach up to 120 mm ($4\frac{11}{16}$ in) in size. Aquamarine is mainly known from pegmatites and hydrothermal veins, commonly

Aquamarine, 158 mm, Shingus, Pakistan



Heliodor, 87 mm, Volodarsk Volynskii, Ukraine




associated with tourmaline, quartz and albite. Intense blue crystals are known from many pegmatites in Minas Gerais, Brazil, where in the Marambaia mine, crystals, up to 70 cm (27¹/₁₆ in) long and weighing up to 110 kg (242 lb) found. Very beautiful gemmy crystals over 30 cm (12 in) long recently occurred in the Medina Mine. It also come from Murzinka, Ural mountains and Adun Chilon, Siberia, Russia. It also comes from Spitzkopje, Namibia; Gilgit, Pakistan and elsewhere. Morganite is a typical mineral of granitic pegmatites, where it occurs in mainly in cavities, usually associated with color varieties of tourmaline, quartz and albite. Its tabular crystals up to 100 mm (4 in) across found in the White Queen mine, Pala, California, USA. Smaller crystals come from San Piero in Campo, Elba, Italy. Crystals up to 50 cm (20 in) across reported from several localities in Minas Gerais, Brazil. Heliodor also occurs in pegmatite cavities, hydrothermal veins and in gneisses, commonly associated with quartz and albite. Prismatic crystals up to 200 mm (7⁷/₈ in) long, come from Volodarsk Volynskii, Ukraine. It is also known from Nerchinsk, Siberia, Russia and several mines in Minas Gerais, Brazil. Goshenite occurs only in pegmatites. Its prismatic crystals come from Goshen, Massachusetts,

Heliodor, 26 mm x, Pamir, Tadzhikistan



Goshenite, 39 mm, Apalygun, Pakistan



Red beryl, 17 mm x, Wah Wah Mts., U.S.A.



USA; San Piero in Campo, Elba, Italy. Red beryl occurs in Violet Claims, Wah Wah mountains, Utah, USA, where crystals up to 50 mm (2 in) were found. *Application:* Be ore, color varieties are cut as gemstones.

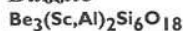
Morganite, 43 mm x, San Diego Co., U.S.A.



Bazzite, 70 mm, Tordal, Norway



Bazzite



HEXAGONAL •

Properties: C – light to intense blue; S – white; L – vitreous to dull; D – transparent to translucent; DE – 2.8; H – 6.5; CL – imperfect; F – uneven to conchoidal; M – long prismatic crystals, columnar and radial aggregates.

Origin and occurrence: Hydrothermal in the Alpine-type veins and pegmatites. Crystals up to 20 mm ($2^{3/32}$ in) long come from Tordal, Norway. It is also known from Lago Maggiore, Italy and St. Gotthard, Switzerland.

Cordierite



ORTHORHOMBIC • • • •

Varieties: iolite (gemmy blue)

Cordierite, 50 mm, Fishtail Lake, Canada



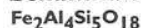
Sekaninaite, 40 mm x, Dolni Bory, Czech Republic



Properties: C – blue, purple, gray, gray-green, gray-brown, trichroic; S – white; L – vitreous to dull; D – transparent to translucent; DE – 2.5; H – 7-7.5; CL – imperfect; F – uneven to conchoidal; M – short prismatic crystals, granular.

Origin and occurrence: Metamorphic in migmatites and gneisses and in contact cherts; magmatic in granites and granitic pegmatites, usually associated with andalusite and sillimanite, also known from placers. It is a typical rock-forming mineral. Its prismatic crystals are very rare. Poorly developed transparent crystals up to 200 mm ($7^{7/8}$ in) long come from Näverberg, Sweden. It also occurs in Orijärvi, Finland; Kraggerö, Norway; Bodenmais, Germany. Gemmy pebbles are known from the vicinity of Ratnapura, Sri Lanka.

Sekaninaite



ORTHORHOMBIC • • • •

Properties: C – blue, purple, strongly pleochroic; S

Dravite, 27 mm, Gujarkkot, Nepal

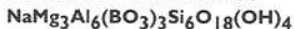


– white; L – vitreous to dull; D – transparent to translucent; DE – 2.8; H – 7-7.5; CL – imperfect; F – uneven to conchoidal; M – short prismatic crystals, granular.

Origin and occurrence: Magmatic in granitic pegmatites and some granites, associated with andalusite and tourmaline; metamorphic in gneisses and migmatites. Conical, imperfect crystals, up to 70 cm (27⁹/₁₆ in) long typically come from Dolní Bory, Czech Republic; also known from San Piero in Campo, Elba, Italy.

Dravite

TOURMALINE GROUP



TRIGONAL ● ● ● ●

Properties: C – light to dark black-brown, blue, colorless, commonly pleochroic; S – white; L – vitreous to dull; D – transparent to translucent; DE – 3.0; H – 7-7.5; CL – none; F – uneven to conchoidal; M – long to short prismatic crystals, columnar to acicular aggregates, granular.

Origin and occurrence: Metamorphic in migmatites, gneisses, mica schists, marbles and in contact meta-

Buergerite, 12 mm x, San Luis Potosí, Mexico



somatic rocks; magmatic in some granitic pegmatites; hydrothermal in quartz veins and ore veins, also known from placers. Brown to dark brown perfect crystals up to 200 mm (7⁷/₈ in) long come from mica schists near Dravograd, Slovenia. It is also known from marbles in Gouverneur, New York, USA. Crystals up to 150 mm (6 in) across found in Yinnietharra, Western Australia, Australia. Crystals up to 50 mm (2 in) long were recently found in Gujarkot, Nepal.

Application: transparent crystals are cut as gemstones.

Buergerite

TOURMALINE GROUP



TRIGONAL ●

Properties: C – black, strongly pleochroic; S – yellow-brown; L – vitreous to dull; D – translucent to opaque; DE – 3.3; H – 7; CL – none; F – uneven to conchoidal; M B prismatic crystals, granular.

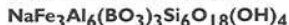
Origin and occurrence: Hydrothermal in rhyolites. Its black crystals, up to 40 mm (19/16 in) long, are known from Mexquitic, San Luis Potosí, Mexico.

Schorl, 40 mm, Gilgit, Pakistan



Schorl

TOURMALINE GROUP



TRIGONAL




Properties: C – black, black-brown, blue-black, strongly pleochroic; S – white; L – vitreous to dull; D – translucent to opaque; DE – 3.3; H – 7-7.5; CL – none; F – uneven to conchoidal; M – long to short prismatic crystals, columnar to acicular aggregates, granular, massive.

Origin and occurrence: Magmatic in granites and granitic pegmatites; hydrothermal in greisens, in quartz and ore veins; metamorphic in migmatites, gneisses, mica schists and tourmalinites; also known from placers. It is usually associated with muscovite, quartz and albite. Perfect black crystals come from many pegmatite localities.

Its long prismatic crystals, up to 5 m long, come from Arendal, Norway. Very good crystals are also known from Kaatjala, Finland; Dolní Bory, Czech Republic; Conselheira Pena and Galileia, Minas Gerais, Brazil.

Povondraite

TOURMALINE GROUP



TRIGONAL



Properties: C – black; S – gray; L – vitreous to dull; D – translucent to opaque; DE – 3.3; H – 7; CL –

Povondraite, 60 mm, Alto Chapare, Bolivia



Elbaite, 115 mm, Tourmaline Queen Mine, U.S.A.

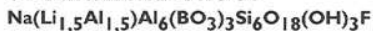


none; F – uneven to conchoidal; M – short prismatic crystals, granular.

Origin and occurrence: Hydrothermal along the cracks in metamorphosed evaporites. Its black crystals up to 10 mm (3/8 in) long typically come from Alto Chapare, Cochabamba, Bolivia.

Elbaite

TOURMALINE GROUP



TRIGONAL ● ● ●

Varieties: rubellite, verdelite, indicolite, achroite

Properties: C – varies in different varieties, rubellite – pink to red; verdelite – various hues of green; indicolite – blue; achroite – colorless, other colors include yellow, brown and black; S – white; L – vitreous to dull; D – transparent to translucent; DE – 3.0; H – 7; CL – none; F – uneven to conchoidal; M – prismatic crystals, columnar aggregates, granular, massive.

Origin and occurrence: Almost only magmatic and hydrothermal in granitic pegmatites, typically associated with lepidolite and albite; also in placers. Its crystals are mostly known from pegmatite cavi-

Elbaite, 153 mm, Afghanistan



Rubellite, 23 mm, Pala, U.S.A.

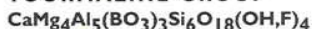


ties in many localities. Rubellite crystal called 'The Rocket' (109 cm/43¹/₁₆ in long) was found in the Jonas mine, Minas Gerais, Brazil. Rubellite crystals up to 40 cm (15³/₄ in) long come from Alto Ligonha district, Mozambique. Rubellite crystals up to 250 mm (9¹³/₁₆ in) long occurred in the Stewart Lithia, Tourmaline King and Tourmaline Queen mines, Pala, California, USA. Verdelite crystal 270 mm (10⁵/₈ in) long, is known from the Dunton mine, Newry, Maine, USA. Other important localities include San Piero in Campo, Elba, Italy; Malkhan, Transbaikalia, Russia; Rožná, Czech Republic; Utö, Sweden; Gilgit, Pakistan; Paprok, Afghanistan.

Application: commonly used as a gemstone.

Uvite


TOURMALINE GROUP



TRIGONAL ● ● ●

Properties: C – gray, black, brown, green, red, pleochroic; S – white; L – vitreous to dull; D – translucent to opaque; DE – 3.3; H – 7-7.5; CL –

Uvite, 41 mm, Brumado, Brazil



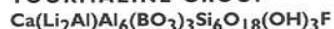
none; F – uneven to conchoidal; M – long to short prismatic crystals, columnar aggregates, granular.

Origin and occurrence: Metamorphic in Ca-rich rocks, marbles, skarns; magmatic in some pegmatites; hydrothermal in ore veins.

Perfect green and red crystals, up to 30 mm (1³/₁₆ in) across, occur in Brumado, Bahia, Brazil. It is also known from Gouverneur and Pierrepont, New York, USA.

Liddicoatite

TOURMALINE GROUP



TRIGONAL ● ● ●

Varieties: rubellite, verdelite


Properties: C – varies in different varieties, mainly pink, green, green-brown to yellow-brown; S – white; L – vitreous to dull; D – transparent to translucent; DE – 3.1; H – 7; CL – none; F – uneven to conchoidal; M – prismatic crystals, columnar aggregates, granular.

Origin and occurrence: Magmatic in granitic peg-


Liddicoatite, 60 mm, Anjanobonoina, Madagascar



Verdelite, 24 mm, Gillette Quarry, U.S.A.



Indigolite, 32 mm, Esmeralda Mine, Mesa Grande, U.S.A.




matites in association with lepidolite, spodumene and albite. Its perfect red and green crystals up to 250 mm ($9\frac{1}{16}$ in) long come from pegmatite cavities in many localities in Madagascar, e.g. Sahatany and

Anjanabonoina. It is also known from Bližná, Czech Republic.

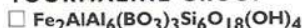
Application: cut as a gemstone.

Liddicoatite, 41 mm, Madagascar



Foitite

TOURMALINE GROUP



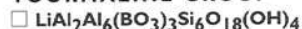
TRIGONAL

Properties: C – black to black-purple; S – white; L – vitreous to dull; D – translucent to opaque; DE – 3.3; H – 7; CL – none; F – uneven to conchoidal; M – prismatic crystals, acicular aggregates.

Origin and occurrence: Magmatic in granitic pegmatites and granites; hydrothermal in pegmatite cavities. Foitite typically forms black tips of elbaite crystals (moors heads) in Dobrá Voda, Czech Republic; San Piero in Campo, Elba, Italy; White Queen mine, Pala, California, USA. It occurs together with schorl in some granitic pegmatites, like Rožná, Czech Republic.

Rossmannite

TOURMALINE GROUP




TRIGONAL

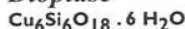
Properties: C – pink; S – white; L – vitreous to dull; D – transparent to translucent; DE – 3.1; H – 7; CL – none; F – uneven to conchoidal; M – prismatic crystals, columnar aggregates.

Origin and occurrence: Magmatic in granitic pegmatites. Prismatic crystals, up to 20 mm ($2\frac{1}{2}$ in) long, were found in massive lepidolite in Rožná, also in Laštovičky, Czech Republic.

Foitite, 20 mm x, Dobrá Voda, Czech Republic



Dioptase



TRIGONAL

Properties: C – emerald-green to blue-green; S – light blue-green; L – vitreous to dull; D – transparent to translucent; DE – 3.3; H – 5; CL – good; F – uneven to conchoidal; M – long to short prismatic crystals, granular.

Origin and occurrence: Secondary in the oxidation zone of Cu deposits, associated with other secondary Cu minerals. Beautiful crystals up to 50 mm (2 in) across occur in Tsumeb, Namibia; Altyn Tyube, Kazakhstan; Renneville, Congo. It also comes from the Mammoth mine, Tiger, Arizona, USA.

Milarite



HEXAGONAL

Properties: C – colorless, white, gray, light green; S – white; L – vitreous to dull; D – transparent to translucent; DE – 2.5; H – 5-6; CL – none; F – uneven to conchoidal; M – long prismatic to acicular crystals, granular.

Origin and occurrence: Hydrothermal in the Alpine-type veins, in pegmatites and hydrothermal veins, associated with adularia. Crystals up to 40 mm ($1\frac{1}{2}$ in) long come from Jaguaráçu, Minas Gerais, Brazil. It was also found in St. Gotthard, Switzerland; Klein Spitzkopje, Namibia; Valencia mine, Guanajuato, Mexico.

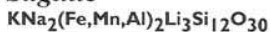
Rossmannite, 10 mm xx, Laštovičky, Czech Republic



Diopside, 40 mm, Mindouli, Zair




Sugilite



HEXAGONAL ●

Properties: C – purple; S – white; L – vitreous to dull; D – transparent to translucent; DE – 2.7; H – 6-6.5; CL

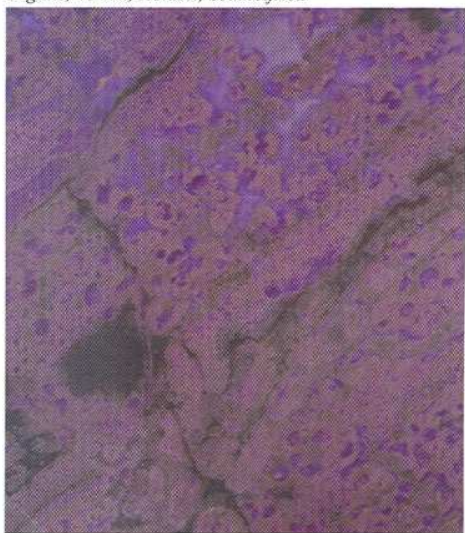
Milarite, 22 mm, Jaguaracu, Brazil



– none; F – uneven to conchoidal; M – long prismatic to acicular crystals, granular.

Origin and occurrence: Hydrothermal in alkaline syenites, associated with pectolite, albite and aegirine. It occurs in Iwagi Island, Japan and Hotazel, South Africa. *Application:* cut and polished as a gemstone and decorative stone.

Sugilite, 40 mm, Hotazel, South Africa



Bronzite, 15 mm, Minas Gerais, Brazil



Enstatite
PYROXENE GROUP
Mg₂Si₂O₆

ORTHORHOMBIC ● ● ● ●

Varieties: bronzite

Properties: C – colorless, gray, yellowish, greenish, brown (bronzite); S – white; L – vitreous to dull; D – transparent to opaque; DE – 3.2; H – 5-6; CL – good; F – uneven to conchoidal; M – prismatic crystals, granular.

Origin and occurrence: Magmatic in ultrabasic rocks, gabbros, peridotites and in meteorites; metamorphic in marbles, associated mainly with olivine and pyrope. Known from Bamle, Norway in crystals up to 50 cm (20 in) long. It was originally described from Ruda nad Moravou, Czech Republic. Gemmy crystals up to 20 mm (²⁵/₃₂ in) long occur in Brumado, Bahia, Brazil.

Diopside
PYROXENE GROUP
CaMgSi₂O₆

MONOCLINIC ● ● ● ● ●

Varieties: chrome diopside, fassaite, jeffersonite

Properties: C – light green, dark green (chrome diopside), colorless, white, gray, brown, rare blue; S – white; L – vitreous to dull; D – transparent to translucent; DE – 3.3; H – 5.5-6.5; CL – good; F – uneven to conchoidal; M – long to short prismatic crystals, granular.

Chrome diopside, 5 mm grains, Inagli, Russia



Origin and occurrence: Metamorphic in Ca-rich rocks, skarns, pyroxene gneisses, marbles; magmatic in basic igneous rocks, pegmatites and meteorites; hydrothermal in the Alpine-type veins. Fassaite occurs in skarns, chrome diopside in metamorphic deposits of Cu and Cr; jeffersonite in metamorphic deposits of Mn and Zn. Diopside is a typical rock-forming mineral,

Diopside, 22 mm x, Ala, Italy



associated with plagioclase, grossular and epidote. Well formed crystals are relatively rare. Jeffersonite forms prismatic crystals up to 250 mm ($9\frac{13}{16}$ in) long in Franklin, New Jersey, USA. Crystals in Corrego Setuba, Minas Gerais, Brazil reach up to 30 cm (12 in). Other typical localities are Zillertal, Austria; Nordmarken, Sweden; Orford mine, Quebec, Canada. Fassaite is known from Val di Fassa, Italy. Chrome diopside crystals reach up to 100 mm (4 in) in Outokumpu, Finland and gem rough recently found in Inagli, Yakutia, Russia.

Hedenbergite PYROXENE GROUP $\text{CaFeSi}_2\text{O}_6$

MONOCLINIC ● ● ● ● ●

Properties: C – dark green, brown-green, brown to black; S – white to gray; L – vitreous to dull; D – transparent to translucent; DE – 3.6; H – 6; CL – good; F – uneven to conchoidal; M – long to short prismatic crystals, granular.

Origin and occurrence: Metamorphic in Ca-rich rocks, like Fe-skarns and pyroxene gneisses; magmatic in some granites and syenites, associated with magnetite, grossular and epidote. Crystals are relatively rare, reaching up to 50 mm (2 in) from

Hedenbergite, 40 mm, Dalnegorsk, Russia



Augite, 17 mm, Firmerich, Germany



Dalnegorsk, Russia and Franklin, New Jersey, USA. Also occurs in Nordmarken, Sweden. Large lamellar aggregates come from skarns in Rio Marina, Elba, Italy.

Augite PYROXENE GROUP $(\text{Ca,Mg,Fe,Al})(\text{Si,Al})_2\text{O}_6$

MONOCLINIC ● ● ● ● ●

Properties: C – dark brown to black; S – gray-green; L – vitreous to dull; D – translucent to opaque; DE – 3.6; H – 6; CL – good; F – uneven to conchoidal; M – short prismatic crystals, granular.

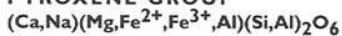
Origin and occurrence: Magmatic in basic rocks (basalts, gabbros, diabases and their tuffs); rare metamorphic in skarns. It is a typical rock-forming mineral, known from many localities. Well formed crystals up to 150 mm (6 in) across occur mainly in volcanic rocks, such as near Lake Clear, Ontario, Canada. Also known from Laacher See, Germany; Lukov and Pa_kapole, Czech Republic, in crystals, up to 50 mm (2 in) in size.

Omphacite, 90 mm, St. Leonhard, Austria



Omphacite


PYROXENE GROUP



MONOCLINIC • • • • •

Properties: C – green to dark green; S – gray-white; L – vitreous to dull; D – translucent to opaque; DE – 3.3; H – 5-6; CL – good; F – uneven to conchoidal; M – short prismatic crystals, acicular aggregates, granular. *Origin and occurrence:* Metamorphic in ultrabasic and basic rocks, originated under high-temperature, usually associated with pyrope, diopside and kyanite. It occurs in eclogites and granulites in Rubinberg, Germany; Headsburg, California, USA and elsewhere.

Jadeite, 85 mm, Guerrero Negro, Baja California, Mexico





Jadeite

PYROXENE GROUP



MONOCLINIC



Varieties: nephrite

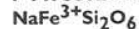
Properties: C – white, lavender to gray, in aggregates also light green (nephrite); S – white; L – vitreous to dull; D – transparent to translucent; DE – 3.2; H – 6; CL – good; F – uneven to conchoidal; M – prismatic crystals, acicular aggregates, granular.

Origin and occurrence: Exclusively metamorphic in strongly metamorphosed rocks; also in placers. Blocks, weighing several tons, are known from Ben Sur, California, USA. It also come from Tawmaw, Burma; New Zealand; Tibet and elsewhere.

Application: as a material for carvings and decorative purposes.

Aegirine

PYROXENE GROUP



MONOCLINIC



Properties: C – dark green to black-green; S – light yellow-gray; L – vitreous to dull; D – translucent to opaque; DE – 3.6; H – 6; CL – good; F – uneven to conchoidal; M – long prismatic to acicular crystals, acicular aggregates.

Origin and occurrence: Magmatic, mainly in alkaline magmatic rocks (syenites, carbonatites, alkaline granites and their pegmatites); rare hydrothermal in

sediments. Well formed prismatic crystals up to 150 mm (6 in) long come from Mount Malosa, Malawi. Crystals up to 30 cm (12 in) occur in Langensundsfjord, Norway. Other localities are Mount Karnasurt, Lovozero massif, Kola Peninsula, Russia and Mont St.-Hilaire, Quebec, Canada.

Aegirine, 77 mm, Mt. Malosa, Malawi



Spodumene, 52 mm x, Kunar, Afghanistan



Hiddenite, 35 mm, Adams Property, U.S.A.



Kunzite, 118 mm, Nuristan, Afghanistan



Spodumene
PYROXENE GROUP
LiAlSi₂O₆

MONOCLINIC • • •

Varieties: kunzite, hiddenite, triphane

Properties: C – white, gray, yellowish (triphane), green (hiddenite), pink to purple (kunzite); S – white; L – vitreous to dull; D – transparent to translucent; DE – 3.2; H – 6.5–7.5; CL – good; F – uneven to conchoidal; M – long to short prismatic crystals, cleavable aggregates, granular; LU – orange.

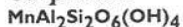
Origin and occurrence: Magmatic in granitic pegmatites; hydrothermal in pegmatite cavities. It is known from many localities. Its poorly developed crystals up to 6 m (20 ft) long occur in the Etta mine, Keystone, South Dakota and in Kings Mountain, North Carolina, USA. Transparent kunzite crystals up to 40 cm (15¾ in) long come from Mawi, Laghman, Afghanistan. Kunzite crystals up to 280 mm (11 in) long found in the Pala Chief mine, Pala, California, USA. Cracked kunzite crystals, up to 1 m (39¾ in) long known from Araquai, Minas Gerais, Brazil. Hiddenite occurs in crystals up to 250 mm (9⅞ in) long in Resplendor, Minas Gerais, Brazil. It also comes from the Adams property, North Carolina, USA.

Application: raw material for ceramics, kunzite and hiddenite are cut as gemstones.

Carpholite, 70 mm, Horní Slavkov, Czech Republic



Carpholite



ORTHORHOMBIC ● ●

Properties: C – various hues of yellow; S – white; L – vitreous to dull; D – translucent; DE – 3.0; H – 5-5.5; CL – good; F – uneven to conchoidal; M – acicular crystals and their aggregates.

Origin and occurrence: Hydrothermal in veins,

Lorenzenite, 20 mm xx, Flora Mt., Kola, Russia



cross-cutting greisens, associated with fluorite, quartz and cassiterite; also in metamorphic rocks. It was described from Horní Slavkov, Czech Republic, where it forms acicular crystals up to 10 mm ($\frac{3}{8}$ in) long and radial aggregates. It is also known from Meuville, Belgium and Wippra, Germany.

Lorenzenite

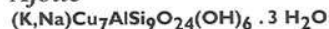


ORTHORHOMBIC ● ●

Properties: C – brown to black; S – yellowish; L – vitreous to dull; D – translucent to opaque; DE – 3.4; H – 6; CL – good; F – uneven to conchoidal; M – prismatic crystals, columnar aggregates, granular.

Origin and occurrence: Magmatic in alkaline syenites and their pegmatites, associated with astrophyllite, nepheline and aegirine. Crystals up to 80 mm ($\frac{3}{8}$ in) long come from Mount Flora, Lovozero massif, Kola Peninsula, Russia. Other localities are Narssarsuk, Greenland and Mont St.-Hilaire, Quebec, Canada.

Ajoite



TRICLINIC ●

Properties: C – blue-green; S – light green; L – vitreous to dull; D – translucent to opaque; DE – 3.0; H – not determined; CL – not determined; F – uneven to conchoidal; M – prismatic crystals, massive.

Origin and occurrence: Secondary in Cu deposits, associated with shattuckite. It occurs rarely as small crystals in the New Cornelia mine, Ajo, Arizona, USA. It is also known as inclusions in quartz crystals in the Messina mine, Transvaal, South Africa.

Ajoite, 60 mm, Ajo, U.S.A.



Holmquistite, 60 mm, Lac Malartic, Canada



Antophyllite
AMPHIBOLE GROUP
 $\text{Mg}_7\text{Si}_8\text{O}_{22}(\text{OH},\text{F})_2$

ORTHORHOMBIC ● ● ● ●

Properties: C – white, light brown, yellow, light green; S – white; L – vitreous to dull; D – transparent to translucent; DE – 3.4; H – 5.5-6; CL – good; F – uneven to conchoidal; M – long prismatic crystals, columnar and radial aggregates, granular.

Origin and occurrence: Metamorphic in gneisses,

Antophyllite, 60 mm, North Carolina, U.S.A.



serpentinites and at the contact of serpentinites and pegmatites, usually with actinolite or tremolite and cordierite. Crystals up to 150 mm (6 in) long come from the Marbridge No.1 mine, Quebec, Canada. It is also known from Bodenmais, Germany; Snarum, Sweden and Heřmanov, Czech Republic.

Holmquistite
AMPHIBOLE GROUP
 $\text{Li}_2\text{Mg}_3\text{Al}_2\text{Si}_8\text{O}_{22}(\text{OH},\text{F})_2$

ORTHORHOMBIC ● ● ● ●

Properties: C – blue, purple, gray, black; S – white; L – vitreous to dull; D – transparent to translucent; DE – 3.0; H – 5.5-6; CL – good; F – uneven to conchoidal; M – acicular and prismatic crystals, fibrous aggregates, granular.

Origin and occurrence: Hydrothermal at the contacts between complex Li-bearing pegmatites and amphibolites, sometimes associated with biotite. It occurs in Greenbushes, Western Australia, Australia where its fibers reach up to 180 mm (7¹/₁₆ in) in length. It is also known from Utö, Sweden; Manono, Zaire and Brandbrücken, Austria.

Manganogedrite
AMPHIBOLE GROUP
 $\text{Mn}_2\text{Fe}_5\text{Si}_8\text{O}_{20}(\text{OH})_2$

MONOCLINIC ● ● ●

Properties: C – gray, dark green, brown, greenish; S – white; L – vitreous to dull; D – translucent to opaque; DE – 3.5; H – 5-6; CL – good; F – uneven to conchoidal; M – columnar, acicular and radial aggregates, granular.

Origin and occurrence: Metamorphic in contact and regionally metamorphosed Mn rich rocks, associated with chlorite and magnetite. It comes from Dannemora, Sweden and elsewhere.

Manganogedrite, 70 mm, Franz Joseph Iceberg, New Zealand



Tremolite, 37 mm, Maricopa Co., Arizona, U.S.A.



Tremolite

AMPHIBOLE GROUP



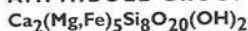
MONOCLINIC

Properties: C – white, gray, greenish, green, brown, pink; S – white; L – vitreous to dull; D – transparent to translucent; DE – 2.9; H – 5-6; CL – good; F – uneven to conchoidal; M – columnar, acicular and radial aggregates, granular.

Origin and occurrence: Metamorphic in contact and regionally metamorphosed rocks, dolomites and ultrabasic rocks; hydrothermal in the Alpine-type veins, typically associated with diopside, talc, dolomite and calcite. It is a typical rock-forming mineral, known from many localities. Prismatic crystals up to 40 cm (15¾ in) long come from Brumado, Bahia, Brazil. It occurs also in Campolungo, Switzerland; Zillertal, Austria; Gouverneur, New York, USA and elsewhere.

Actinolite

AMPHIBOLE GROUP



MONOCLINIC

Properties: C – light green to almost black; S – white; L – vitreous to dull; D – transparent to translucent; DE – 3.2; H – 5-6; CL – good; F – uneven to conchoidal; M – columnar, acicular and radial aggregates, granular.

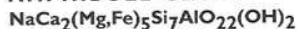
Origin and occurrence: Metamorphic in contact and regionally metamorphosed rocks, also in dolomites and some basic rocks (amphibolites, shales). It is a typical rock-forming mineral, associated with anthophyllite, chlorite, talc, dolomite and calcite. It is known from many localities where it forms columnar aggregates up to 250 mm (9½ in) long, as in Knappenwand and Zillertal, Austria; Val Malenco, Italy; Brumado, Bahia, Brazil and Sobotín, Czech Republic.

Actinolite, 30 mm xx, Austris



Edenite

AMPHIBOLE GROUP




MONOCLINIC

Properties: C – white, gray to dark green; S – white; L – vitreous to dull; D – transparent, translucent to opaque; DE – 3.1; H – 5-6; CL – good; F – uneven to conchoidal; M – prismatic crystals, granular.

Origin and occurrence: Metamorphic in regionally metamorphosed basic rocks and marbles; magmatic in diorites and gabbros. Typical rock-forming mineral, its crystals up to 40 mm (1⅞ in) long come from Edenville, New York, USA and Bancroft, Ontario, Canada.

Edenite, 48 mm, Wilberforce, Canada



Pargasite

AMPHIBOLE GROUP



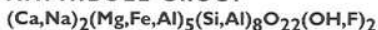
MONOCLINIC ● ● ● ●

Properties: C – light brown, green-blue, brown to black-brown; S – white; L – vitreous to dull; D – transparent to translucent; DE – 3.1; H – 5-6; CL – good; F – uneven to conchoidal; M – prismatic crystals, granular, massive.

Origin and occurrence: Metamorphic in regionally metamorphosed basic rocks, marbles and skarns; magmatic in diorites and gabbros; typical rock-forming mineral. Crystals up to 80 mm (3 1/8 in) across come from the Jensen quarry, Riverside, California, USA; Pargas, Finland; Hunza, Pakistan.

Common Amphibole

AMPHIBOLE GROUP



MONOCLINIC ● ● ● ● ●


Properties: C – dark green, brown to black; S – gray; L – vitreous to dull; D – translucent to opaque; DE – 3.4; H – 5-6; CL – good; F – uneven to conchoidal; M – short prismatic crystals, columnar aggregates, granular.

Origin and occurrence: Metamorphic in basic rocks, as amphibolites and shales; magmatic in some igneous rocks, as syenites, diorites, andesites and basalts. Typical rock-forming mineral, known from many localities. Large crystals up to 1 m (39 1/8 in) long come from Silver Crater, Ontario, Canada. It is also known from Zillertal, Austria; Lukov, Czech Republic and elsewhere.

Pargasite, 70 mm, Limberg, Parainen, Finland

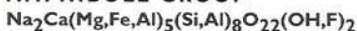


Common Amphibole, 50 mm x, Lukov, Czech Republic



Richterite

AMPHIBOLE GROUP



MONOCLINIC ● ● ● ●

Properties: C – brown, yellow, dark red, dark green; S – gray; L – vitreous to dull; D – transparent to translucent; DE – 3.1; H – 5-6; CL – good; F – uneven to conchoidal; M – long prismatic crystals, columnar aggregates, granular.

Origin and occurrence: Magmatic in alkaline rocks, as trachytes and alkaline granites; rare metamorphic in some metamorphosed rocks, as skarns and marbles. Crystals up to 100 mm (4 in) long come from Wilberforce, Ontario, Canada and Langban, Sweden.

Richterite, 40 mm, Wilberforce, Canada

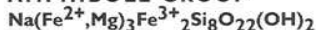


Riebeckite, 45 mm, Griqualand, South Africa



Riebeckite

AMPHIBOLE GROUP



MONOCLINIC



Varieties: crocidolite (tiger's eye)

Properties: C – dark blue to black, crocidolite – gray-blue; S – white; L – vitreous to dull; D – translucent to opaque; DE – 3.4; H – 5; CL – perfect; F – uneven to conchoidal; M – long prismatic crystals, acicular to fibrous aggregates.

Origin and occurrence: Magmatic in alkaline rocks, as granites, syenites and rhyolites; metamorphic in regionally metamorphosed Fe rich shales. Large crystals up to 150 mm (6 in) long come from Khangay, Mongolia. Crocidolite is famous from Griqualand, South Africa.

Wollastonite, 44 mm, Crestmore, U.S.A.



Aenigmatite, 40 mm xx, Eveslogchorr, Kola, Russia



Aenigmatite



TRICLINIC



Properties: C – black; S – red-brown; L – submetallic to dull; D – almost opaque; DE – 3.8; H – 5.5; CL – perfect; F – uneven to conchoidal; M – long prismatic crystals, columnar aggregates, granular.

Origin and occurrence: Magmatic in alkaline syenites and volcanic rocks, associated with aegirine and arfvedsonite. It occurs in Julianehab, Greenland; Lipari Island, Italy and elsewhere.

Wollastonite



TRICLINIC



Properties: C – white, gray, light greenish, pink; S – white; L – vitreous to dull; D – transparent to translucent; DE – 3.0; H – 4.5-5; CL – good; F – uneven to conchoidal; M – tabular to short prismatic crystals, columnar and radial aggregates, granular; LU – orange.

Origin and occurrence: Metamorphic mainly in contact metamorphosed rocks, as marbles, skarns, less common in pyroxene gneisses and quartzites, associated with grossular, diopside and vesuvianite. Columnar and acicular aggregates up to 180 mm (7 1/16 in) long occur in the Strickland quarry, Connecticut, USA. It also come from Crestmore, California, USA; Ciclova, Romania and Žulová, Czech Republic. Short prismatic crystals up to 30 cm (12 in) across are known from the Santa Fe mine, Chiapas, Mexico.

Bustamite, 20 mm xx, Broken Hill, Australia



Bustamite
(Mn,Ca)₃Si₃O₉

TRICLINIC ● ● ●

Properties: C – pink to red-brown; S – white; L – vitreous to dull; D – transparent to translucent; DE – 3.4; H – 5.5-6.5; CL – good; F – uneven to conchoidal; M – tabular crystals, acicular aggregates, massive.

Origin and occurrence: Metamorphic or hydrothermal in Mn rich metamorphic rocks or skarns. It is associated with rhodonite and other Mn silicates in Franklin, New Jersey, USA; Langban, Sweden; Broken Hill, New South Wales, Australia.

Pectolite, 70 mm, Želechovské údolí, Czech Republic



Pectolite
Ca₂NaSi₃O₈(OH)

TRICLINIC ● ● ●

Properties: C – white, pinkish; S – white; L – vitreous to dull; D – transparent to translucent; DE – 2.9; H – 4.5-5; CL – good; F – uneven to conchoidal; M B acicular and radial aggregates; LU – locally yellow to orange.

Origin and occurrence: Hydrothermal in basalt cavities, less frequently along the cracks in marbles, associated with zeolites. Classic localities are West Paterson, New Jersey, USA, where it forms acicular spherical aggregates up to 180 mm (7¹/₁₆ in) across; also Monte Baldo, Italy; Želechovské údolí, Czech Republic. Prismatic crystals up to 50 mm (2 in) long come from Mont St.-Hilaire, Quebec, Canada.


Serandite
Mn₂NaSi₃O₈(OH)

TRICLINIC ●

Properties: C – pink, red; S – white; L – vitreous to dull; D – transparent to translucent; DE – 2.9; H – 4.5-5; CL – good; F – uneven to conchoidal; M – tabular and prismatic crystals, granular.

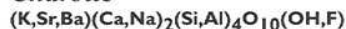
Origin and occurrence: Hydrothermal in cavities of igneous rocks (alkaline syenite, carbonatite) together with aegirine and analcime. Perfect pink crystals up to 200 mm (7⁷/₈ in) long come from Mont St.-

Serandite, 25 mm, Mont St.-Hilaire, Canada



Hilaire, Quebec, Canada; crystals up to 60 mm (2 1/8 in) long found in the Yubileynaya dike, Mount Karnasurt, Lovozero massif, Kola Peninsula, Russia.

Charoite



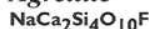
TRICLINIC

Properties: C – purple; S – white; L – vitreous to dull; D – translucent to opaque; DE – 2.6; H – 5-6; CL – good; F – uneven; M – fibrous aggregates, massive.

Origin and occurrence: Hydrothermal in alkaline igneous rocks, associated with aegirine and nepheline. Rich aggregates occur in Sirenevyi Kamen, Chara river basin, Murun massif, Yakutia, Russia.

Application: cut and polished as decorative stone.

Agrellite



TRICLINIC

Properties: C – gray-white to greenish; S – white; L – vitreous, dull to pearly; D – transparent to translucent; DE – 2.9; H – 5.5; CL – good; F – uneven; M – long prismatic crystals, granular.

Origin and occurrence: Metamorphic in alkaline gneisses. It occurs as prismatic crystals up to 100 mm (4 in) long in the Kipawa river basin, Quebec, Canada.

Okenite



TRICLINIC

Properties: C – white, yellowish; S – white; L – vitreous to dull; D – transparent to translucent; DE – 2.3; H – 4.5-5; CL – good; F – uneven to conchoidal; M B blade-shaped crystals, acicular crystals and their spherical aggregates.

Agrellite, 120 mm, Kipawa, Canada



Charoite, 50 mm, Sirenevyi Kamen, Russia



Origin and occurrence: Hydrothermal in basalt cavities together with zeolites. Rich acicular spherical aggregates up to 80 mm (3 1/8 in) in diameter come from basalt cavities in the vicinity of Poona, India; also known from Faeroe Islands.

Okenite, 125 mm, Mumbai, India



Xonotlite, 20 mm vein, Staré Ransko, Czech Republic



Xonotlite



MONOCLINIC • •

Properties: C – white, pinkish, gray; S – white; L – vitreous, dull to pearly; D – transparent to translucent; DE – 2.7; H – 6.5; CL – good; F – uneven to conchoidal; M – acicular to fibrous aggregates, massive.

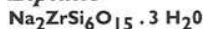
Origin and occurrence: Hydrothermal in cavities of

Elpidite, 128 mm, Mont St.-Hilaire, Canada



basic and ultrabasic rocks and in the Alpine-type veins, associated with calcite and zeolites; rare metamorphic in skarns and in contact metamorphosed marbles. It comes from Tetela de Xonotla, Puebla, Mexico; Crestmore, California, USA; Mihara mine, Japan. It is also found in Staré Ransko, Czech Republic.

Elpidite



ORTHORHOMBIC • •

Properties: B – colorless, yellowish, red; S – white; L – vitreous to dull; D – transparent to translucent; DE – 2.6; H – 5.5-6.5; CL – good; F – uneven to conchoidal; M – long prismatic crystals, fibrous aggregates.

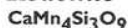
Origin and occurrence: Hydrothermal in albitized parts of alkaline pegmatites, associated with albite and aegirine. Perfect crystals up to 30 cm (12 in) long come from Tarbagatay, Kazakhstan. Crystals up to 200 mm (7 7/8 in) long found at Mont St.-Hilaire, Quebec, Canada. Also known from Khan Bogdo, Gobi desert, Mongolia; Umbozero mine on Mount Alluaiv, Lovozero massif, Kola Peninsula, Russia.

Rhodonite, 35 mm x, Broken Hill, Australia





Rhodonite



TRICLINIC



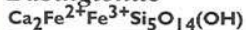
Properties: C – pink, red, red-brown, gray; S – white; L – vitreous to dull; D – transparent to translucent; DE – 3.7; H – 5.5–6.5; CL – good; F – uneven to conchoidal; M – tabular crystals, granular, massive.

Origin and occurrence: Metamorphic in Mn-rich rocks, hydrothermal in ore veins, associated with spessartine and Mn oxides. Perfect crystals up to 200 mm (7⁷/₈ in) long come from Franklin, New Jersey, USA; also from Broken Hill, New South Wales, Australia.

Granular and massive aggregates occur in Langban, Sweden and in Maloye Sidelnikovo, Ural mountains, Russia.

Application: cut and polished as a decorative stone.

Babingtonite



TRICLINIC



Properties: C – green-black to black-brown; S – green-gray; L – vitreous to dull; D – translucent to opaque; DE – 3.3; H – 5.5–6; CL – good; F – uneven to conchoidal; M – short prismatic crystals, granular.

Origin and occurrence: Hydrothermal along the cracks in rocks, associated with prehnite, adularia and epidote.

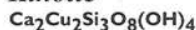
Well-formed crystals about 20 mm (25/32 in) across are

known from Arendal, Norway. Other localities are Westfield, Massachusetts, USA; Baveno, Italy.

Babingtonite, 5 mm x, Mumbai, India



Kinoite



MONOCLINIC

Properties: C – blue; S – light blue; L – vitreous to dull; D – transparent to translucent; DE – 3.2; H – 5; CL B perfect; F – uneven to conchoidal; M – prismatic crystals, granular.

Origin and occurrence: Hydrothermal along cracks in rocks, associated with apophyllite and copper. Small crystals were found in the Christmas mine, Santa Rita mountains, Arizona, also in the Kearsarge vein, Keweenaw Peninsula, Michigan, USA.

Inesite



TRICLINIC

Properties: C – pink, brown; S – white; L – vitreous to dull; D – translucent; DE – 3.0; H – 5.5; CL – good; F – uneven to conchoidal; M – short prismatic and tabular crystals, columnar and radial aggregates, granular.

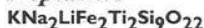
Origin and occurrence: Hydrothermal in ore veins, associated with rhodochrosite, rhodonite and calcite. Rich aggregates and well-formed crystals about 10 mm ($\frac{3}{8}$ in) across found in Langban, Sweden; also in Hale Creek, California, USA; Broken Hill, New

Kinoite, 36 mm, Christmas Mine, U.S.A.



South Wales, Australia. Its spherical aggregates up to 30 mm ($1\frac{1}{16}$ in) in diameter are known from the Wessels mine, Kuruman, South Africa.

Neptunite

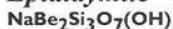


MONOCLINIC

Properties: C – dark brown to black; S – red-brown; L – vitreous to submetallic; D – translucent to opaque; DE – 3.2; H – 5-6; CL – good; F – uneven to conchoidal; M – long prismatic crystals, granular.

Origin and occurrence: Hydrothermal in veins, associated with natrolite, benitoite and eudialyte. Well-formed prismatic crystals up to 80 mm ($3\frac{1}{8}$ in) long come from the Benitoite Gem mine, San Benito Co., California, USA. It is also known from Mont St.-Hilaire, Quebec, Canada and Narssarssuk, Greenland.

Epididymite



ORTHORHOMBIC

Properties: C – white, gray, yellowish; S – white; L – vitreous to dull; D – transparent to translucent; DE – 2.6; H – 6-7; CL – good; F – uneven to conchoidal;

Inesite, 50 mm, Kuruman, South Africa



Neptunite, 28 mm, San Benito Co., U.S.A.




M – tabular crystals, lamellar aggregates, granular. *Origin and occurrence:* Hydrothermal in cavities of alkaline pegmatites, associated with zeolites. Tabular crystals up to 60 mm ($2\frac{3}{8}$ in) across come from Mount Malosa, Malawi. It is also known from Langesundsfjord, Norway; Mont St.-Hilaire, Quebec, Canada; Narssarsuk, Greenland.

Bavenite, 40 mm, Yermolayevskoye, Russia



Bavenite



ORTHORHOMBIC

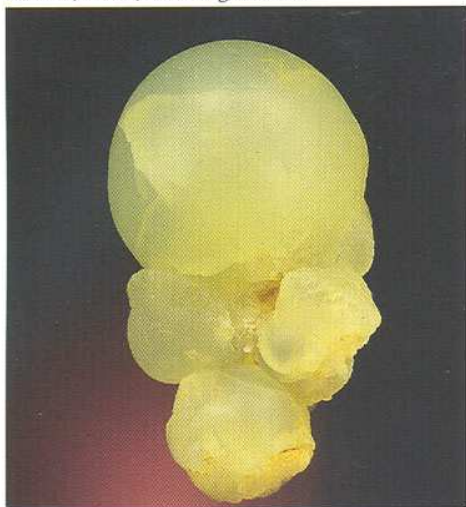


Properties: C – white, yellowish, pinkish; S – white; L – vitreous to dull; D – transparent to translucent; DE – 2.8; H – 5.5; CL – good; F – uneven to conchoidal; M – prismatic to tabular crystals, radial and lamellar aggregates. *Origin and occurrence:* Hydrothermal in pegmatic cavities with albite: typically produced by beryl replacement in pegmatites or helvite replacement in skarns. Found in Baveno, Italy with crystals up to 20 mm ($\frac{25}{32}$ in) across. Also known from Strzegom, Poland. Crystals up to 4 mm ($\frac{5}{32}$ in) across found in the Hewitt quarry, USA.

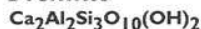
Epididymite, 70 mm, Apatity, Kola, Russia



Prehnite, 28 mm, Brandberg, Namibia



Prehnite



ORTHORHOMBIC • • • •

Properties: C – white, greenish to green, yellow, gray; S – white; L – vitreous; PS – transparent to translucent; DE – 2.9; H – 6-6.5; CL – good; F – uneven to conchoidal; M – tabular to prismatic crystals, usually forming botryoidal or spherical aggregates, granular.

Origin and occurrence: Hydrothermal in basalt cavities and in the Alpine-type veins, commonly associated with calcite, albite, epidote and zeolites. Rich aggregates are known from West Paterson, New Jersey, USA; Val di Fassa, Italy; Poona, India.

Astrophyllite, 30 mm xx, Khibiny Massif, Kola, Russia

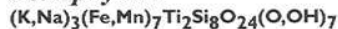


Fluorapophyllite, 47 mm, Poona, India



Crystals up to 45 mm (1¾ in) across found in Copper Valley, Brandberg, Namibia, Asbestos, Quebec, Canada and Talnakh, Siberia, Russia.

Astrophyllite

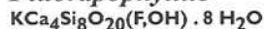


TRICLINIC • •

Properties: C – various hues of yellow; S – white; L – vitreous to dull; D – transparent to translucent; DE – 3.3; H – 3; CL – good; F – uneven to conchoidal; M – long prismatic crystals, bladed aggregates.

Origin and occurrence: Magmatic in alkaline pegmatites. Crystals and their radial aggregates reaching up to 100 mm (4 in) come from Mount Eveslogchorr, Khibiny massif, Kola Peninsula., Russia. It is also known from Mont St.-Hilaire, Quebec, Canada.

Fluorapophyllite



TETRAGONAL • • • •

Properties: C – white, greenish yellowish, pinkish; S – white; L – greasy to pearly; D – transparent to translucent; DE – 2.4; H – 4.5-5; CL – perfect; F – uneven; M – prismatic and tabular crystals, lamellar aggregates, massive.

Origin and occurrence: Hydrothermal in cavities in volcanic rocks, along the cracks in the Alpine-type veins, in ore veins and pegmatites. Well-formed crystals up to 100 mm (4 in) long are known from Jalgaon and Poona, India; Centreville and Fairfax,

Pyrophyllite, 37 mm, California, U.S.A.



Virginia, USA. Other localities are St. Andreasberg, Germany; Bento Gonçalves, Rio Grande do Sul, Brazil.

Pyrophyllite



MONOCLINIC ● ● ● ●

Varieties: agalmatolite

Properties: C – white, greenish, yellow, gray; S – white; L – greasy to pearly; D – translucent to transparent; DE – 2.8; H – 1-2; CL – perfect; F – uneven; M B foliated and lamellar aggregates, massive (agalmatolite), radial to acicular aggregates.

Origin and occurrence: Metamorphic in Al-rich rocks, together with andalusite and kyanite; hydrothermal in veins with quartz and micas. Rich foliated and radial aggregates and poorly-formed crystals up to 10 mm ($\frac{3}{8}$ in) across are known from Zermatt, Switzerland; Berezovsk, Ural mountains, Russia and the Champion mine, California, USA.

Application: heat-resistant material, agalmatolite as decorative stone.


Talc



MONOCLINIC ● ● ● ● ●

Properties: C – white, greenish, yellow, pinkish, gray; S – white; L – greasy to pearly; D – transparent to translucent; DE – 2.8; H – 1; CL – perfect; F –

Agalmatolite, 70 mm, India



uneven; M – tabular crystals, foliated aggregates, massive.

Origin and occurrence: Metamorphic in metamorphosed basic rocks and dolomites, together with actinolite, dolomite and chlorite; hydrothermal in veins. Tabular crystals up to 20 mm ($\frac{25}{32}$ in) across come from Brumado, Bahia, Brazil and Chester, Massachusetts, USA. Rich foliated aggregates are known from Zillertal, Austria. Pseudo-morphs after quartz crystals come from St. Gotthard, Switzerland. Large deposits of massive talc are mined in China.

Application: as a filling material in textile, paper and chemical industries, heat-resistant material.

Talc, 61 mm, Rochester, U.S.A.



Muscovite

MICA GROUP



MONOCLINIC



Varieties: fuchsite

Properties: C – white, greenish, yellowish, pinkish, green (fuchsite), gray; S – white; L – vitreous to pearly; D – transparent to translucent; DE – 2.8; H – 2.5-3; CL – perfect; F – uneven; M – tabular crystals, lamellar and scaly aggregates, massive.

Origin and occurrence: Metamorphic in various rock types, as mica schists, gneisses; magmatic in granites and pegmatites; hydrothermal in veins or next to ore veins (fuchsite). Important rock-forming mineral, usually associated with quartz, K-feldspar, albite and biotite. Its sheets, reached up to 5 x 3 m in size and weighed up to 85 tons in the Inikurti mine, Nellore, India. Large sheets are also known from Custer, South Dakota, USA. Well-formed crystals up to 100 mm (4 in) across come from Alabashka near Murzinka, Ural mountains, Russia. Other famous localities include Mamsk, Ural mountains, Russia and Cruzeiro mine, Minas Gerais, Brazil, where gemmy crystals were found.

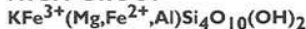
Application: insulation material in electrical applications and construction.

Muscovite, 35 mm, Plumas, California, U.S.A.



Celadonite

MICA GROUP



MONOCLINIC

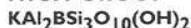


Properties: C – light green to blue-green; S – white; L – dull; D – translucent to almost opaque; DE – 3.0; H – 2; CL – perfect; F – uneven; M – earthy, sometime small scaly aggregates, massive.

Origin and occurrence: Hydrothermal as a product of mafic mineral replacement in volcanic rocks, associated with zeolites, prehnite and calcite. Famous localities are Val di Fassa and Monte Balda, Italy; also known from Bisbee, Arizona, USA.

Boromuscovite

MICA GROUP




MONOCLINIC



Properties: C – yellowish; S – white; L – dull; D – transparent to translucent; DE – 2.8; H – 2.5; CL – perfect; F – uneven; M – small scaly aggregates, massive.

Origin and occurrence: Hydrothermal in cavities in

Fuchsite, 4 mm xx, Pamir, Tadzhikistan



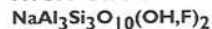
Celadonite, 60 mm, Unhošť any, Czech Republic



complex pegmatites, associated with albite, elbaite and lepidolite. Fine-grained scaly aggregates were described from the Little Three mine, Ramona, California, USA; also in Rečice, Czech Republic.

Paragonite

MICA GROUP



MONOCLINIC • • •

Properties: C – white, greenish, yellowish, pinkish; S – white; L – vitreous to pearly; D – transparent to translucent; DE – 2.8; H – 2.5; CL B perfect; F – uneven; M – tabular crystals, scaly aggregates, massive.

Origin and occurrence: Metamorphic in various rock types, as mica schists and gneisses. Fine-grained scaly aggregates are known from Pizzo Forno, Switzerland and elsewhere.

Boromuscovite, 40 mm, Ramona, U.S.A.



Paragonite, 80 mm, St. Gotthard, Switzerland



Glaucosite

MICA GROUP



MONOCLINIC • • • • •

Properties: C – light green, yellow-green to blue-green; S – light green; L – dull; PS – translucent to opaque; DE – 2.9; H – 2; CL B perfect; F – uneven; M B earthy and platy aggregates, massive.

Origin and occurrence: Hydrothermal in sedimentary and volcanic sedimentary rocks, also as a product of replacement of mafic minerals in volcanic rocks. Common in sandstones and limestones, locally associated also with phosphorites. It occurs in many localities in the Karpathians, Poland; in Polabi region, Czech Republic. Massive aggregates are known from the N'Chwaning No. 2 mine, Kuruman, South Africa.

Glaucosite, 80 mm, Maloměřice, Czech Republic

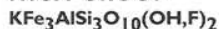


Annite, 120 mm, Budeč, Czech Republic



Annite

MICA GROUP



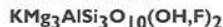
MONOCLINIC • • • •

Properties: C – black, locally with reddish or greenish tint; S – colorless; L – vitreous to pearly; D – transparent to translucent, locally opaque; DE – 2.8; H – 2.5-3; CL – perfect; F – uneven; M – tabular crystals, lamellar aggregates, massive.

Origin and occurrence: Metamorphic in skarns; magmatic in some pegmatites and granites. Its lamellar aggregates are known from Langban, Sweden and Cape Ann, Massachusetts, USA. Crystals up to 150 mm (6 in) across come from Mont St.-Hilaire, Quebec, Canada.

Phlogopite

MICA GROUP



MONOCLINIC • • • • •

Properties: C – light brown, greenish, yellowish, colorless, gray; S – white; L – vitreous to pearly; D – transparent to translucent; DE – 2.8; H – 2.5-3; CL – perfect; F – uneven; M – tabular crystals, platy and scaly aggregates, massive.

Origin and occurrence: Metamorphic in various rock types, as marbles and some ultrabasic rocks, at the contacts of pegmatites and serpentinites, magmatic in some ultrabasic rocks and pegmatites, associated with dolomite, diopside, anthophyllite. Rich scaly aggregates come from many localities, as Pargas, Finland and elsewhere. Crystals up to 5 m (16 ft) across found in Sludyanka, Siberia, Russia. Crystals up to 50 cm (20 in) across occurred in the Gardiner complex, Greenland. The largest crystals, 10 x 5 m (33 x 16 ft) across, weighing up to 90 tons, come from the Lacy mine, Ontario, Canada.

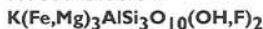
Application: as insulation material in electrical applications.

Phlogopite, 45 mm, Sludyanka, Russia



Biotite

MICA GROUP



MONOCLINIC • • • • •

Properties: C – brown to black, commonly with red or green tint; S – colorless; L – vitreous to pearly; D – transparent to translucent, locally opaque; DE – 2.8; H – 2.5-3; CL – perfect; F – uneven; M – tabular crystals, scaly aggregates, massive.

Origin and occurrence: Metamorphic in various rock types, as mica schists, gneisses, migmatites and different types of metamorphosed shales; magmatic in pegmatites, granites, syenites and diorites, rare in basalts and ultrabasic rocks. Typical rock-forming mineral, usually associated with quartz, feldspars and muscovite. Rich scaly aggregates are known from a pegmatite in Evje, Norway, where its crystals reach up to several meters across. Other famous localities are Bessnes, France; Uluguru mountains, Tanzania; Silver Crater mine, Ontario, Canada and Laacher See, Germany.

Polyolithionite

MICA GROUP



MONOCLINIC • • • •

Properties: C – gray, colorless, yellowish, purple; S – colorless; L – vitreous to pearly; D – transparent to translucent; DE – 2.8; H – 2.5-3; CL – perfect; F – uneven; M B tabular crystals, scaly aggregates, massive.

Origin and occurrence: Magmatic and locally also hydrothermal in alkaline pegmatites, granites and carbonatites, rare in Li-bearing granitic pegmatites. Well-formed crystals up to 40 mm (1 1/16 in) across are known from cavities in alkaline pegmatites from Mont St.-Hilaire, Quebec, Canada. It comes also from Illimaussaq, Greenland and from cavities in granitic pegmatites in Rečice, Czech Republic and

Biotite, 30 mm x, Ontario, Canada




elsewhere. Large industrial deposits known in Blatchford Lake, Northwest Territories, Canada.

Application: Li and Cs ore.

Trilithionite

MICA GROUP



MONOCLINIC



Properties: C – purple, pink, blue, colorless, green; S – colorless; L – vitreous to pearly; D – transparent to translucent; DE – 2.8; H – 2.5-3; CL – perfect; F – uneven; M – tabular crystals, scaly aggregates, massive.

Origin and occurrence: Magmatic in Li-bearing pegmatites and granites, commonly associated with elbaite, spodumene, petalite, quartz and albite; sometimes hydrothermal in quartz veins and pegmatites. Well-formed crystals from pegmatite cavi-

Polyolithionite, 30 mm, Lovozero Massif, Kola, Russia

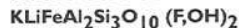


ties are known from Virgem da Lapa, Minas Gerais, Brazil. Massive aggregates come from the Stewart Lithia mine, Pala, California and the Brown Derby No. 1 mine, Colorado, USA; Varuträsk, Sweden; Rožná, Czech Republic; Meldon Quarry, Devon, UK.

Application: Li and Cs ore.

Zinnwaldite

MICA GROUP



MONOCLINIC



Properties: C – gray, colorless, brown; S – colorless; L – vitreous to pearly; D – transparent to translucent; DE – 3.7; H – 2.5-3; CL – perfect; F – uneven; M – tabular crystals, scaly aggregates, massive.

Origin and occurrence: Hydrothermal in quartz veins and greisens; magmatic in pegmatites and granites, associated with fluorite, cassiterite and wolframite. Rich aggregates with scales up to 100 mm (4 in) across are known from quartz veins in Činovec, Czech Republic. Crystals up to 150 mm (6 in) across come from pegmatite cavities in Virgem da Lapa, Minas Gerais, Brazil. It also occurs in the Pikes Peak batholith, Colorado, USA; Baveno, Italy.

Application: Li ore.

Trilithionite, 70 mm, Tanco, Canada



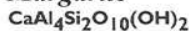
Zinnwaldite, 10 mm xx, Činovec, Czech Republic



Margarite, 73 mm, Chester, U.S.A.



Margarite




MONOCLINIC • • •

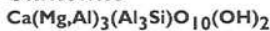
Properties: C – pinkish, colorless, yellowish; S – colorless; L – vitreous to pearly; D – transparent to translucent; DE – 3.1; H – 3.5-4.5; CL B perfect; F – uneven; M – tabular crystals, platy and scaly aggregates, massive.

Origin and occurrence: Metamorphic, associated with corundum, diaspore, tourmaline and staurolite in various types of metamorphosed shales. Coarse platy aggregates come from Chester, Massachusetts and Sterling Hill, New Jersey, USA.

Clintonite, 3 mm xx, Pomáz, Hungary



Clintonite




MONOCLINIC • • •

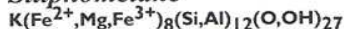
Properties: C – colorless, yellowish, pinkish, greenish; S – colorless; L – vitreous to pearly; D – transparent to translucent; DE – 3.1; H – 3.5; CL – perfect; F – uneven; M – tabular crystals, lamellar aggregates, massive.

Origin and occurrence: Metamorphic in contact metamorphosed marbles, associated with vesuvianite, grossular, diopside and spinel. Rich aggregates with lamellae up to 20 mm (²⁵/₃₂ in) across occur in Green Monster mountain, Alaska and Crestmore, California, USA and Monzoni, Italy.

Stilpnomelane, 100 mm, Horní Údolí, Czech Republic



Stilpnomelane

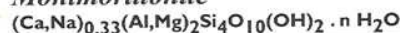


MONOCLINIC

Properties: C – black, black-brown, black-green, yellow-brown; S – colorless; L – vitreous to dull; D – translucent to opaque; DE – 2.8; H – 3; CL – perfect; F – uneven; M – tabular crystals, foliated, lath-like and acicular aggregates.

Origin and occurrence: Metamorphic in Fe-rich shales, usually associated with chlorite, magnetite and albite. Crystals up to 20 mm ($\frac{2}{3}$ in) across come from Jim Pond township, Maine, USA. Foliated aggregates are known from Horní Údolí near Zlaté Hory, Czech Republic; Mesabi Range, Minnesota, USA.

Montmorillonite



MONOCLINIC

Properties: C – white, yellowish, greenish, bluish; S – white; L – greasy; D – translucent to opaque; DE – 2.3; H – 1-2; CL – perfect, wet massive aggregates are plastic; F – uneven; M – earthy aggregates, massive.

Origin and occurrence: Hydrothermal as a product of replacement of other minerals in volcanic rocks, granitic pegmatites and sediments. It is abundant in many localities. Montmorillonite deposits are known from Antrim, Northern Ireland, UK; in Hungary; Slovakia and many places in the USA.

Application: ceramics and chemical industry.

Saponite




MONOCLINIC

Properties: C – white, yellowish, gray-green, bluish; S – white; L – greasy; D – translucent to opaque; DE

Montmorillonite, Kisthaas, Syria



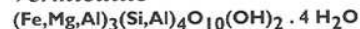
Saponite, 2 mm crust, Erdöbénye, Hungary



– 2.1; H – 1-2; CL – perfect, massive aggregates are plastic under wet conditions; F – uneven; M – earthy, nodular, massive.

Origin and occurrence: Hydrothermal as a product of replacement of other minerals in volcanic rocks and serpentinites. It occurs together with copper in many places in Keweenaw Peninsula, Michigan, USA. Scales up to 10 mm ($\frac{2}{3}$ in) across described from Mont St.-Hilaire, Quebec, Canada.

Vermiculite



MONOCLINIC

Properties: C – yellow-brown, gray-green, green-brown; S – white; L – greasy; D – translucent to opaque; DE – 2.5; H – 1.5; CL B perfect; F – uneven; M – scaly aggregates, massive; R – it expands when heated.

Origin and occurrence: Hydrothermal as a product of replacement of phlogopite and other mafic micas in various rock types. It occurs in Palbora, South Africa; Milbury, Massachusetts, USA; Kovdor massif, Kola Peninsula, Russia.

Application: electrical applications and paper industry.

Vermiculite, 50 mm, Drahonin, Czech Republic



Cookeite, 60 mm, Dobrá Voda, Czech Republic




Cookeite
CHLORITE GROUP
 $\text{LiAl}_4\text{Si}_3\text{O}_{10}(\text{OH})_8$

MONOCLINIC ● ●

Properties: C – white, yellowish, pinkish, brown; S – colorless; L – vitreous to pearly; D – transparent to translucent; DE – 2.6; H – 2.5-3.5; CL – perfect; F – uneven; M B scaly, locally radial aggregates, massive.

Origin and occurrence: Hydrothermal in cavities in Li-bearing pegmatites, associated with elbaite, lepidolite, fluorapatite and albite, it also replaces spodumene; metamorphic in Al-rich shales, together with diaspore and pyrophyllite. Massive aggregates, replacing spodumene, occur in the Tanco mine, Bernic Lake, Manitoba, Canada. It also comes from cavities in pegmatites in the Little Three mine,

Kammererite, 11 mm xx, Kop Daglari, Turkey



Clinochlore, 5 mm xx, Sarany, Russia



Ramona and the Himalaya mine, Mesa Grande, California. It is also known from the Pulsifer quarry, Maine, USA and Muiane, Mozambique.

Clinochlore
CHLORITE GROUP
 $(\text{Mg,Fe})_5\text{Al}_2\text{Si}_3\text{O}_{10}(\text{OH})_8$

MONOCLINIC ● ● ● ● ●

Varieties: kämmererite

Properties: C – greenish, gray, white, yellowish, brown, red-purple (kämmererite); S – colorless; L – vitreous to pearly; D – transparent to translucent; DE – 2.7; H – 2-2.5; CL – perfect; F – uneven; M B poorly-developed tabular crystals, foliated and radial aggregates, massive.

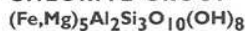
Chamosite, 70 mm, Hajan, Hungary



Origin and occurrence: Metamorphic in various types of shales and marbles; hydrothermal in quartz veins and Alpine-type veins, occasionally replaces certain minerals as biotite. Crystals up to 50 mm (2 in) across, associated with chondrodite and magnetite, are known from the Tilly Foster mine, Brewster, New York and Chester, Pennsylvania, USA. It also occurs in Val d'Ala, Italy and Zillertal, Austria. Scales up to 40 cm (15¾ in) across come from Beramy, Madagascar. Kämmererite crystals up to 20 mm (2½ in) across found in Kop Daölari, Erzerum, Turkey.

Chamosite

CHLORITE GROUP



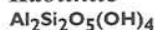
MONOCLINIC

Properties: C – gray, gray-green, brown; S – gray-green; L – vitreous to dull; D – translucent to opaque; DE – 3.2; H – 2-2.5; CL – perfect; F – uneven; M B scaly and oolitic aggregates, massive.

Origin and occurrence: Metamorphic to hydrothermal in various types Fe-rich sediments, typically associated with siderite and magnetite.

It is common in Chamoson, Switzerland; Nuëice, Czech Republic. Spherical aggregates up to 15 mm (⅝ in) in diameter found in Mont St.-Hilaire, Quebec, Canada.

Kaolinite



TRICLINIC

Properties: C – white, yellowish, greenish, gray; C – colorless; L – earthy; D – translucent to opaque; DE – 2.6; H – 1; CL – perfect; F – uneven; M – earthy and exceptionally scaly aggregates, massive.

Origin and occurrence: Hydrothermal, as a result of feldspar replacement in various rock types, as

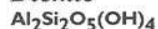
Dickite, 100 mm, Nowa Ruda, Poland



granites and arcose. It forms large deposits in China, France, UK and Czech Republic.

Application: raw material for ceramics.

Dickite



MONOCLINIC


Properties: C – white, yellowish; S – colorless; L – earthy to pearly; D – translucent to opaque; DE – 2.6; H – 1; CL – perfect; F – uneven; M – earthy and platy aggregates, massive.

Origin and occurrence: Hydrothermal in cavities in hydrothermal veins, together with quartz, carbonates and sulfides. It occurs in Essen, Germany; Anglesey, Wales, UK; Kladno, Czech Republic. Microscopic crystals come from Mas d'Alary, France.

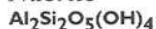
Kaolinite, 50 mm, St. Austell, UK



Nakrite, 70 mm, Rochlitz, Germany



Nacrite

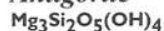


MONOCLINIC ● ● ●

Properties: C – white, yellowish, gray-white; S – colorless; L – earthy to pearly; D – translucent to opaque; DE – 2.6; H – 1; CL – perfect; F – uneven; M – earthy and scaly aggregates, massive.

Origin and occurrence: Hydrothermal in cavities of hydrothermal veins, associated with quartz, fluorite and topaz. It occurs in Horní Slavkov, Czech Republic; Freiberg, Germany. Pseudo-morphs after topaz come from Ouro Preto, Minas Gerais, Brazil.

Antigorite



MONOCLINIC ● ● ● ● ●

Properties: C – white, yellowish, greenish, gray; S – colorless to gray; L – vitreous, pearly, silky,

Antigorite, 110 mm, Felsőcsatár, Hungary



earthy; D – translucent to opaque; DE – 2.6; H – 2.5-3.5; CL – perfect; F – uneven; M B foliated, lamellar and fibrous aggregates, massive.

Origin and occurrence: Metamorphic in serpentinites, marbles and other Mg-rich rocks; hydrothermal in veins cross-cutting these rocks. It is important rock-forming mineral. It occurs in Kraubath, Austria; Hrubšice, Czech Republic; Antigorio, Italy and elsewhere.

Amesite

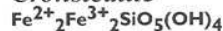


TRICLINIC ● ● ●

Properties: C – greenish, gray; S – colorless; L – vitreous to pearly; D – translucent; DE – 2.8; H – 2.5-3; CL – perfect; F – uneven; M B foliated to radial aggregates, massive.

Origin and occurrence: Hydrothermal in Mg-rich rocks, associated with diaspore, magnetite and chromite. It comes from Chester, Massachusetts, USA. Crystals up to 40 mm (1 5/16 in) across found in Sarany, Ural mountains, Russia.

Cronstedtite



MONOCLINIC ● ● ●


Properties: C – black, black-brown, black-green; S – dark olive-green; L – vitreous to submetallic; D – translucent to opaque; DE – 3.6; H – 3.5; CL – perfect; F – uneven; M – prismatic crystals, columnar aggregates.

Origin and occurrence: Hydrothermal in ore veins. Fan-shaped aggregates of crystals come from Příbram and Kutná Hora, Czech Republic; Ouro Preto, Minas Gerais, Brazil; Salsigne mine, Auge, France.

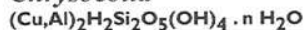
Amesite, 40 mm, Sarany, Ural Mts., Russia



Cronstedtite, 42 mm, Hunan, Bolivia



Chrysocolla



MONOCLINIC • • • •

Properties: C – different hues of blue-green; S – white; L – vitreous, greasy to earthy; D – translucent to almost opaque; DE – 2.0-2.4; H – 2-4; CL – none; F – conchoidal to uneven; M – microscopic acicular crystals, botryoidal, stalactitic and earthy aggregates.

Origin and occurrence: Secondary in Cu deposits, associated with malachite and other secondary Cu minerals. Rich aggregates come from many places in Arizona, USA, like Bisbee and Morenci. It is also known from Mednorudnyansk, Ural mountains, Russia and Broken Hill, New South Wales, Australia.

Allophane




AMORPHOUS • • •

Properties: C – white, gray, bluish, greenish, brown; S – white; L – vitreous, greasy and earthy; D – transparent, translucent to opaque; DE – 1.9; H – 2-3; CL – none; F – conchoidal to uneven; M – botryoidal, stalactitic and earthy aggregates.

Origin and occurrence: Hydrothermal product of alteration along the cracks of sedimentary rocks in

Chrysocolla, 50 mm, Arizona, U.S.A.



coal deposits and in the oxidation zone of ore deposits, associated with other secondary minerals. Rich botryoidal aggregates occur in Dehr, Germany; Moldova Nuova, Romania; New Cornelia mine, Arizona, USA; El Dragon mine, Potosi, Bolivia.

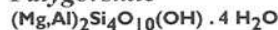
Allophane, 90 mm, Zlaté Hory, Czech Republic



Palygorskite, 120 mm, Burda, Hungary



Palygorskite



MONOCLINIC • • • • •

Properties: C – white, gray; S – white; L – dull; D – translucent to almost opaque; DE – 2.2; H – 1; CL – good; F – uneven, aggregates plastic under wet conditions; M – acicular crystals, fibrous aggregates, massive.

Origin and occurrence: Hydrothermal as a product of alteration of different rock types, such as serpentinites, granites, marbles and graywackes, also in ore veins and the Alpine-type veins. Rich aggregates resembling leather occur along the cracks in marbles in Hejná near Horažd'ovice, Czech Republic; in the Mammoth mine, Tiger, Arizona, USA and in Palygorskaya, Russia.

Sepiolite, 70 mm, Eskisehir, Turkey



Sepiolite




ORTHORHOMBIC • • • • •

Properties: C – white, yellowish, gray; S – white; L – dull; D – opaque; DE – 2.0; H – 2-2.5; CL – not determined; F – uneven; M – earthy aggregates, massive.

Origin and occurrence: Hydrothermal as a product of serpentinite alteration, typically associated with magnesite. Classic locality is Eskişehir, Turkey; also known from Biskoupky, Czech Republic.

Zeophyllite

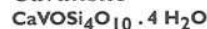


TRICLINIC • • • • •

Properties: C – white; S – white; L – pearly; D – transparent to translucent; DE – 2.6; H – 3; CL – perfect; F – uneven; M – platy crystals, commonly with radial structure.

Origin and occurrence: Hydrothermal in cavities of volcanic rocks, associated with zeolites. Its most important locality is Radejín, Czech Republic, where it forms spherical aggregates up to 10 mm (3/8 in) in diameter. Also known from Schellkopf, Germany and Monte Somma, Italy.

Cavansite



ORTHORHOMBIC • • • • •

Properties: C – green-blue, blue; S – light blue; L – vitreous; D – transparent; DE – 2.2; H – 3-4; CL – good; F – uneven; M – long prismatic to acicular crystals, radial aggregates.

Origin and occurrence: Hydrothermal in cavities of volcanic rocks, associated with calcite, apophyllite and zeolites. Rich radial aggregates up to 30 mm

Zeophyllite, 60 mm, Radejín, Czech Republic





(1 $\frac{1}{16}$ in) in diameter come from the Wagholi Quarry, Poona, India.

Nepheline (K,Na)AlSiO₄

HEXAGONAL ● ● ● ●

Properties: C – colorless, white, greenish, yellowish, gray, green, brown; S – white; L – vitreous to greasy; D – transparent to translucent; DE – 2.7; H – 5.5-6; CL – none; F – uneven to conchoidal; M – prismatic crystals, granular, massive.

Origin and occurrence: Magmatic in many alkaline rocks, as alkaline syenites and their pegmatites, also in some basalts; rare metamorphic in gneisses. It is a typical rock-forming mineral, associated with leucite, augite and apatite. Well-formed crystals found in Mount Vesuvius, Italy. Rich aggregates are known from many localities in Khibiny massif, Kola Peninsula, Russia. Crystals up to 70 cm (27 $\frac{1}{16}$ in) long occur in Davis Hill, Bancroft, Ontario. Perfect crystals up to 35 mm (1 $\frac{1}{8}$ in) long, come from Mont St.-Hilaire, Quebec, Canada.

Application: locally as Al ore and in ceramic industry.

Nepheline, 43 mm, Aouli, Morocco



Petalite, 23 mm, Paprok, Afghanistan



Petalite
 $\text{LiAlSi}_4\text{O}_{10}$

MONOCLINIC ● ● ●

Properties: C – colorless, white, greenish, yellowish; S – white; L – vitreous; D – transparent to translucent; DE – 2.5; H – 6-6.5; CL – good; F – uneven to conchoidal; M – prismatic crystals, granular.

Origin and occurrence: Magmatic in Li-bearing pegmatites, associated with lepidolite, elbaite, amblygonite and locally replaced by a mixture of

Chkalovite, 70 mm, Umbozero, Kola, Russia



quartz and spodumene. Gigantic crystals several meters long, come from Bikita, Zimbabwe; and Varuträsk, Sweden. Clear gemmy crystals up to 230 mm (9¹/₁₆ in) across found in pegmatite cavities in Paprok, Afghanistan and also in San Piero in Campo, Elba, Italy. Crystals up to 100 mm (4 in) across occur in Araçuaí, Minas Gerais, Brazil.

Application: ceramic industry.

Chkalovite
 $\text{Na}_2\text{BeSi}_2\text{O}_6$

ORTHORHOMBIC ● ●

Properties: C – colorless, white; S – white; L – vitreous; D – transparent to translucent; DE – 2.7; H – 6; CL – imperfect; F – conchoidal; M – prismatic crystals, granular, massive.

Origin and occurrence: Hydrothermal in alkaline pegmatites, usually associated with natrolite, sodalite and eudialyte. Crystals up to 200 mm (7⁷/₈ in) across come from the Umbozero mine, Mount Alluaiv, Lovozero massif, Kola Peninsula, Russia; also at Julianahab, Greenland and Mont St.-Hilaire, Quebec, Canada.

Sanidine, 30 mm x, Drachenfels, Germany



Sanidine
FELDSPAR GROUP
 KAlSi_3O_8

MONOCLINIC • • • • •

Properties: C – colorless, white, yellowish, pinkish, gray; S – white; L – vitreous; D – transparent to translucent; DE – 2.6; H – 6-6.5; CL – good; F – uneven to conchoidal; M – prismatic crystals, granular, massive.

Origin and occurrence: Magmatic in acid volcanic rocks, as rhyolites and trachytes, a typical rock-forming mineral. Well-formed crystals and their combinations up to 100 mm (4 in) in size occur in rhyolites and trachytes in Drachenfels and Laacher See, Germany. It also comes from Roc de Courlande, France; Beaverdell, British Columbia, Canada; Kyustendil, Bulgaria.

Orthoclase
FELDSPAR GROUP
 KAlSi_3O_8

MONOCLINIC • • • • •

Varieties: adularia, moonstone (gemmy variety with chatoyancy)

Orthoclase, 32 mm x, Oro Grande, U.S.A.



Properties: C – colorless, white, yellowish, pinkish, gray, brown, yellow; S – white; L – vitreous to pearly (adularia); D – transparent to translucent; DE – 2.5; H – 6-6.5; CL – good; F – uneven to conchoidal; M – prismatic and tabular crystals and their combinations, granular, massive.

Origin and occurrence: Magmatic in rhyolites, trachytes, granites, syenites and pegmatites; metamorphic in various rock types, as orthogneisses and migmatites; hydrothermal in the Alpine-type veins, ore veins and some sediments, also in placers, a typical rock-forming mineral. Well-formed crystals and twins up to 200 mm (7 1/8 in) across come from granites in Twentynine Palms, California, USA; Marina di Campo, Elba, Italy; Locket and Karlovy Vary, Czech Republic; in pegmatite cavities in Strzegom, Poland; San Piero in Campo, Elba, Italy. Yellow gemmy crystals up to 70 mm (2 3/4 in) across found in Itrongay, Madagascar. Gigantic feldspar crystals up to tens of meters long known from several pegmatite localities in Black Hills, South Dakota, USA; also Hagendorf, Germany. Adularia is known from Alpine-type veins in St. Gotthard, Switzerland; pebbles of moonstone occur in gem-bearing gravels in Ratnapura, Sri Lanka.

Application: ceramic and glass industry, moonstone as a gemstone.

Adularia, 60 mm, Alps, Switzerland



Microcline, 110 mm, Lake George, Teller Co., U.S.A.



Microcline
FELDSPAR GROUP
 KAlSi_3O_8

TRICLINIC • • • • •

Varieties: amazonite

Properties: C – colorless, white, yellowish, pinkish, gray, light to dark green (amazonite); S – white; L – vitreous; D – transparent to translucent; DE – 2.6; H – 6-6.5; CL – good; F – uneven to conchoidal; M – prismatic crystals, granular, massive.

Origin and occurrence: Magmatic in granites, syenites and pegmatites; metamorphic in various rock types, as orthogneisses and migmatites; hydrothermal in the Alpine-type veins and ore veins; a typical rock-forming mineral. Well-formed amazonite crystals up to 40 cm (15¾ in) across occur in pegmatite cavities in Crystal Peak, Colorado, USA; Keivy, Kola Peninsula, Russia; Morefield mine, Virginia, USA. Gigantic microcline crystals up to 12 m (39 ft) across come from pegmatites in Black Hills, South Dakota, USA; Kaatiala, Finland.

Application: ceramic industry, amazonite as a decorative stone.

Hyalophane
FELDSPAR GROUP
 $(\text{K,Ba})\text{Al}(\text{Si,Al})_3\text{O}_8$


MONOCLINIC • • • • •

Properties: C – colorless, white, yellowish; S – white; L – vitreous; D – transparent to translucent; DE – 2.9; H – 6-6.5; CL – good; F – uneven to conchoidal; M – prismatic crystals, granular, massive.

Amazonite, 60 mm, Keivy, Kola, Russia



Hyalophane, 50 mm, Busovaca, Bosnia



Origin and occurrence: Magmatic in phonolites; metamorphic in various rock types, as marbles, gneisses and Mn-rich rocks; hydrothermal in the Alpine-type and ore veins. Crystals up to 100 mm (4 in) across found in Alpine-type veins near Busovača, Bosnia-Herzegovina.


Albite
FELDSPAR GROUP
 $\text{NaAlSi}_3\text{O}_8$

TRICLINIC • • • • •

Varieties: pericline, cleavelandite

Properties: C – colorless, white, yellowish, pinkish, gray, greenish, bluish; S – white; L – vitreous; D – transparent to translucent; DE – 2.6; H – 6-6.5; CL –

Albite, 85 mm, Governador Valadares, Brazil



Oligoclase, 40 mm, Ural Mts., Russia



good; F – uneven to conchoidal; M – tabular crystals and their twins, platy aggregates, granular, massive.
Origin and occurrence: Magmatic in granites, syenites and their pegmatites; metamorphic in various rock types, as orthogneisses, migmatites, phyllites and metamorphosed shales; hydrothermal in the Alpine-type veins and ore veins, a typical rock-forming mineral. Well-formed tabular to platy cleavelandite crystals up to 150 mm (6 in) across occur in pegmatite cavities in the Amelia district, Virginia and the Pala district, California, USA. Albite crystals also come from Strzegom, Poland; San Piero in Campo, Elba, Italy; Murzinka, Ural mountains, Russia; many localities in Minas Gerais, Brazil. Pericline crystals are known from the cracks along Alpine-type veins in Grossgreiner, Austria; St. Gotthard, Switzerland; also from ore veins in Rožňava, Slovakia.

Oligoclase
FELDSPAR GROUP
 $(\text{Na}_{0.9-0.7}\text{Ca}_{0.1-0.3}\text{Al}_{1.1-1.3}\text{Si}_{2.9-2.7}\text{O}_8)$

TRICLINIC • • • • •

Varieties: peristerite, sunstone

Properties: C – white, yellowish, pinkish, greenish, iridescent (peristerite); S – white; L – vitreous; D – transparent to translucent; DE – 2.6; H – 6-6.5; CL – good; F – uneven to conchoidal; M – tabular crystals, platy aggregates, granular, massive.

Origin and occurrence: Magmatic in granites, syenites, andesites and pegmatites; metamorphic in gneisses and migmatites; hydrothermal in the Alpine-type veins; typical rock-forming mineral. Large crystals, several dm long, are known mainly from pegmatites. Peristerite comes from Arendal, Norway; Miass, Ural mountains, Russia; Quadeville, Ontario, Canada; Tvedestrand, Norway. It also occurs in Věžná, Czech Republic. Sunstone is mined in the Ponderosa mine near Lakeview, Oregon, USA.

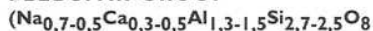
Application: peristerite and sunstone are used as gemstones.

Andesine, 50 mm, Bodenmais, Germany



Andesine

FELDSPAR GROUP

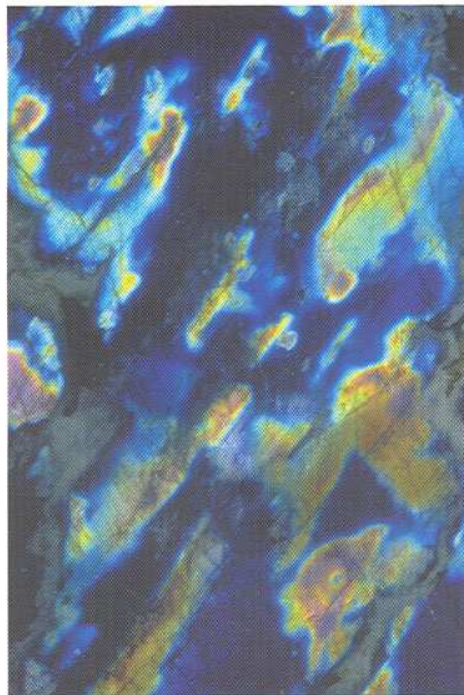


TRICLINIC



Properties: C – yellowish, pinkish, gray, light green; S – white; L – vitreous; D – transparent to translucent; DE – 2.7; H – 6-6.5; CL – good; F – uneven to conchoidal; M – platy aggregates, granular, massive.

Labradorite, 50 mm, Labrador, Canada



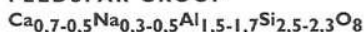
Anorthite, 10 mm xx, Pasmaada, Finland



Origin and occurrence: C – white to dark gray, greenish; S – white; L – vitreous, pearly; D – transparent to translucent; DE – 2.7; H – 6-6.5; CL – good; F – uneven to conchoidal; M B cleavable aggregates, granular, massive.

Labradorite

FELDSPAR GROUP



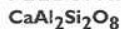
TRICLINIC



Properties: Magmatic in andesites, diorites; metamorphic in gneisses and migmatites; typical rock-forming mineral. Large grains are known from migmatites in Bodenmais, Germany and Adamello, Italy. *Origin and occurrence:* Magmatic in gabbros, basalts, anorthosites; metamorphic in amphibolites. Large iridescent aggregates up to 1 m (39 1/8 in) across, come from Nain, Labrador, Quebec, Canada and also occur in Korostenskiy massif, Ukraine and Ylämaa, Finland. *Application:* as a decorative stone.

Anortite

FELDSPAR GROUP



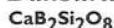
TRICLINIC



Properties: C – gray, greenish, pinkish; S – white; L – vitreous, dull; D – transparent to translucent; DE – 2.8; H – 6-6.5; CL – good; F – uneven to conchoidal; M B granular, massive.

Origin and occurrence: Magmatic in gabbros, basalts, anorthosites; metamorphic in contact metamorphosed rocks. Pinkish grains and poorly-developed crystals come from Val di Fassa, Italy. Crystals up to 50 mm (2 in) across are known from Miyake-Jima Island, Japan. It was also found in Mount Erebus, Antarctica and Monte Somma, Italy.

Danburite




ORTHORHOMBIC • • •

Properties: C – colorless, white, gray, greenish, pinkish, yellow, brown, red-brown; S – white; L – vitreous, dull; D – transparent to translucent; DE – 3.0; H – 7; CL – imperfect; F – uneven to conchoidal; M – prismatic crystals, columnar aggregates, granular, massive.

Origin and occurrence: Hydrothermal in pegmatite cavities, ore veins and the Alpine-type veins; metamorphic in skarns and contact metamorphosed rocks.

Well-formed prismatic crystals up to 250 mm ($9\frac{13}{16}$ in) long come from Russell, New York, USA; Toroku, Japan; Dalnegorsk, Russia; and Charcas, San Luis Potosi, Mexico.

Cancrinite



HEXAGONAL • • •

Properties: C – colorless, white, yellow, orange, bluish; S – white; L – vitreous; D – transparent to translucent; DE – 2.4; H – 5-6; CL – good; F – uneven to conchoidal; M – prismatic crystals, granular, massive.

Origin and occurrence: Magmatic in alkaline syenites; hydrothermal as a product of replacement of volcanic rocks, associated with nepheline and sodalite.

Crystals up to 20 mm ($\frac{25}{32}$ in) across come from Mont St.-Hilaire, Quebec, Canada. It was also found in Litchfield, Maine, USA; Cancrinite Hill, Bancroft, Ontario, Canada and elsewhere.

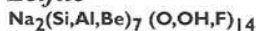
Cancrinite, 70 mm, Ditrau, Romania



Danburite, 109 mm, Charcas, Mexico



Leifite



TRIGONAL •

Properties: C – colorless; S – white; L – vitreous; D – translucent; DE – 2.5; H – 6; CL – good; F – uneven; M – acicular crystals.

Origin and occurrence: Hydrothermal in cavities of alkaline pegmatites, associated with microcline and zinnwaldite. Crystals up to 20 mm ($\frac{25}{32}$ in) across occur in Narssarsuk, Greenland. Fine crystals are also known from Mont St.-Hilaire, Quebec, Canada, associated with serandite.

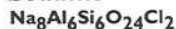
Leifite, 100 mm, Mont St.-Hilaire, Canada



Sodalite, 50 mm, Bancroft, Canada



Sodalite



CUBIC ● ● ●

Varieties: hackmanite

Properties: C – colorless, white, blue, yellow, pink (hackmanite); S – white; L – vitreous; D – transparent to translucent; DE – 2.3; H – 5.5-6; CL – imperfect; F – uneven to conchoidal; M – isometric crystals, granular, massive; LU – orange-red.

Origin and occurrence: Magmatic in alkaline syenites and phonolites, associated with nepheline,

Noseane, 6 mm grains, Laacher See, Germany



zircon and titanite; hydrothermal in marbles. Granular aggregates are known from the Princess Sodalite mine, Bancroft, Ontario, Canada and Ditrau, Romania. Crystals up to 100 mm (4 in) across come from Kangerdluarssuk, Greenland.

Application: cut as a gemstone.

Noseane

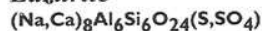


CUBIC ● ●

Properties: C – colorless, white, blue, gray, black; S – white; L – vitreous; D – transparent to translucent; DE – 2.3; H – 5-6; CL – good; F – uneven to conchoidal; M – isometric crystals, granular, massive.

Origin and occurrence: Magmatic in alkaline basalts and similar effusive rocks, associated with nepheline and hauyne. Granular aggregates are known from Laacher See, Germany and Monte Somma, Italy.

Lazurite




CUBIC ● ● ●

Properties: C – dark blue; S – light blue; L – vitreous; D – transparent to translucent; DE – 2.4; H – 5-5.5; CL – imperfect; F – uneven to conchoidal; M – isometric crystals, granular, massive.

Origin and occurrence: Metamorphic in contact metamorphosed marbles, associated with pyrite. Crystals up to 50 mm (2 in) across come from Sar-e-Sang, Badakhshan province, Afghanistan. Granular aggregates are known from many localities, such as Malobystinskoye deposit near Lake Baikal, Russia or Monte Somma, Italy.

Application: decorative stone and gemstone.

Lazurite, 60 mm, Afghanistan



Lazurite, 21 mm x, Nuristan, Afghanistan

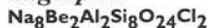


Lazurite, 60 mm, Chile



and Ilirmausaaq, Greenland. Small crystals occur in the Poudrette quarry, Quebec, Canada.

Tugtupite



TETRAGONAL • •

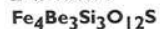
Properties: C – white, pink, red, bluish; S – white; L – vitreous; D – transparent to translucent; DE – 2.3; H – 5; CL – good; F – uneven to conchoidal; M – small crystals, granular, massive.

Origin and occurrence: Hydrothermal in alkaline syenites and their pegmatites, also as a product of chkalovite alteration. Aggregates up to 60 mm (2 3/8 in) across come from the Umbozero mine, Mount Alluaiv, Lovozero massif, Kola Peninsula, Russia

Tugtupite, 90 mm, Illimaussaq, Greenland



Danalite



CUBIC • •

Properties: C – gray, yellow, pink, red, brown; S – white; L – vitreous; D – transparent to translucent; DE – 3.4; H – 5.5-6; CL – imperfect; F – uneven to conchoidal; M – isometric crystals, granular, massive.

Origin and occurrence: Magmatic in granitic pegmatites; hydrothermal in greisens, skarns and ore veins. It occurs in Cape Ann, Massachusetts, USA; Hortekollen, Norway and Coolgardie, Western Australia, Australia.

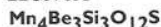
Danalite, 70 mm, Yxjöberg, Sweden



Helvite, 2 mm xx, Cavnic, Romania



Helvite




CUBIC ● ● ●

Properties: C – brown, gray, yellow, yellow-green; S – white; L – vitreous; D – transparent to translucent; DE – 3.4; H – 6; CL – good; F – uneven to conchoidal; M – isometric crystals, granular, massive.

Origin and occurrence: Magmatic in granitic pegmatites and alkaline syenites; hydrothermal in greisens, skarns and ore deposits. Cubic crystals up to 25 mm (1 in) across known from the Sawtooth Batholith, Idaho, USA. Crystals also come from Schwarzenberg, Germany; Cavnic, Romania; and Osloffjord, Norway.

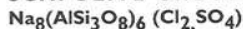
Application: Be ore.

Scapolite, 44 mm x, Leslie Lake, Québec, Canada



Marialite

SCAPOLITE GROUP



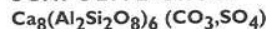
TETRAGONAL ● ● ●

Properties: C – colorless, white, gray, purplish, yellow; S – white; L – vitreous, locally pearly; D – transparent to translucent; DE – 2.5; H – 5-6; CL – good; F – uneven to conchoidal; M – prismatic crystals, columnar aggregates, granular, massive; LU – yellow to orange.

Origin and occurrence: Hydrothermal in veins, cross-cutting alkaline metamorphic rocks and in pegmatites, cross-cutting ultrabasic rocks; metamorphic in marbles and metaevaporites. It comes from Ankazobé, Madagascar; Umba, Tanzania and Crestmore, California, USA.

Meionite

SCAPOLITE GROUP



TETRAGONAL ● ● ● ●

Properties: C – colorless, white, gray, purplish, green, blue; S – white; L – vitreous; D – transparent to translucent; DE – 2.8; H – 5-6; CL – good; F – uneven to conchoidal; M – long prismatic crystals, columnar aggregates, granular, massive; LU – yellow to orange.

Leucite, 30 mm, Mt. Vesuvius, Italy



Analcime, 45 mm, Tunguzka, Russia



Origin and occurrence: Metamorphic in skarns, marbles, granulites and in contacts of volcanic rocks; hydrothermal in veins, cross-cutting Ca-rich rocks. Well formed crystals up to 40 cm (15¾ in) across come from Lake Clear and Eganville, Ontario, Canada. Crystals are also known from Monte Somma, Italy; Sludyanka, Siberia, Russia and Pargas, Finland.

Leucite
ZEOLITE GROUP
 KAlSi_2O_6

TETRAGONAL ● ● ● ●

Properties: C – colorless, white, gray; S – white; L – vitreous; D – transparent to translucent; DE – 2.5; H – 5.5-6; CL – imperfect; F – uneven to conchoidal; M – isometric crystals, granular, massive.

Origin and occurrence: Magmatic in effusive K-rich basalts, associated with nepheline and sanidine. Well-formed crystals, several cm in size, come from Mount Vesuvius, Italy and Laacher See, Germany.

Application: ceramic industry.

Analcime
ZEOLITE GROUP
 $\text{NaAlSi}_2\text{O}_6 \cdot \text{H}_2\text{O}$

CUBIC ● ● ● ●

Properties: C – colorless, white, pinkish, yellowish; S – white; L – vitreous; D – transparent to translucent; DE – 2.3; H – 5-5.5; CL – imperfect; F – uneven to conchoidal; M – isometric crystals, granular, massive.

Origin and occurrence: Mainly hydrothermal as a product of nepheline or sodalite replacement; rare magmatic in effusive rocks; also in sediments, associated with calcite and zeolites. Well-formed crystals up to 30 cm (12 in) across come from Nidym, Siberia, Russia; Lago Maggiore, Italy; Mont St.-Hilaire, Quebec, Canada; West Paterson, New Jersey, USA and elsewhere.

Pollucite
ZEOLITE GROUP
 $(\text{Cs}, \text{Na})\text{AlSi}_2\text{O}_6 \cdot \text{H}_2\text{O}$

CUBIC ● ● ● ●

Properties: C – colorless, white, gray; S – white; L – vitreous; D – transparent to translucent; DE – 2.9; H – 6.5-7; CL – none; F – uneven to conchoidal; M – isometric crystals, granular, massive.

Origin and occurrence: Magmatic and rarely also hydrothermal in Li-bearing pegmatites, associated with lepidolite, albite, quartz and petalite. Almost monomineral layer of pollucite several meters thick occurs in the Tanco mine, Bernic Lake, Manitoba, Canada. White and colorless crystals from pegmatite cavities up to 60 cm (24 in) across come from Paprok, Afghanistan. Also known from San Piero in Campo, Elba, Italy and Gilgit, Pakistan.

Application: ceramic industry, Cs ore.


Pollucite, 22 mm x, Gilgit, Pakistan



Natrolite, 47 mm, Maricopa Co., Arizona, U.S.A.



Scolecite, 165 mm, Nasik, India



Natrolite
ZEOLITE GROUP
 $\text{Na}_2\text{Al}_2\text{Si}_3\text{O}_{10} \cdot 2\text{H}_2\text{O}$

ORTHORHOMBIC • • • • •

Properties: C – colorless, white, yellowish, pinkish; S – white; L – vitreous to silky; D – transparent to translucent; DE – 2.2; H – 5-5.5; CL – perfect; F – uneven to conchoidal; M – long prismatic to acicular crystals, fibrous and radial aggregates, granular, massive.

Origin and occurrence: Hydrothermal in cavities in volcanic rocks, alkaline pegmatites, along the Alpine-type fissures, also as a product of plagioclase replacement, commonly associated with calcite and zeolites. Colorless and white acicular crystals up to 30 cm (12 in) long come from cavities of alkaline pegmatites in Mount Putelichorr, Khibiny massif, Kola Peninsula, Russia. Crystals were also found in Narssarsuk, Greenland and Mont St.-Hilaire, Quebec, Canada. Crystals also occur in cavities of basaltic rocks in Teigarhorn, Iceland; Zálezly and Soutisky, Czech Republic and in Faeroe Islands.

Skolecite
ZEOLITE GROUP
 $\text{CaAl}_2\text{Si}_3\text{O}_{10} \cdot 3 \text{H}_2\text{O}$

MONOCLINIC ● ● ●

Properties: C – colorless, white; S – white; L – vitreous to silky; D – transparent to translucent; DE – 2.3; H – 5; CL – good; F – uneven; M – long prismatic to acicular crystals, fibrous and radial aggregates.

Origin and occurrence: Hydrothermal in cavities in volcanic rocks and along the Alpine-type fissures, associated with calcite and zeolites. Clear prismatic crystals up to 200 mm (7 7/8 in) long come from basalt cavities near Nasik, India. Crystals come also from Teigarhorn, Iceland and Suderoy, Faeroe Islands.

Mesolite
ZEOLITE GROUP
 $\text{Na}_{16}\text{Ca}_{16}\text{Al}_{48}\text{Si}_{72}\text{O}_{240} \cdot 64 \text{H}_2\text{O}$

ORTHORHOMBIC ● ● ●

Properties: C – colorless, white; S – white; L – vitreous to silky; D – transparent to translucent; DE – 2.3; H – 5; CL – good; F – uneven; M – acicular crystals, fibrous and radial aggregates, granular, massive.

Origin and occurrence: Hydrothermal in cavities in volcanic rocks, associated with other zeolites. Colorless needles up to 150 mm (6 in) long come from the basalt cavities in Berufjord and Teigarhorn, Iceland. Radial aggregates up to 200 mm (7 7/8 in) in diameter known from the vicinity of Poona, India. Prismatic crystals up to 100 mm (4 in) long found in Skookumchuck Dam, Washington, USA.

Thomsonite, 50 mm, Bazsi, Hungary



Mesolite, 150 mm, Maharashtra, India



Thomsonite
ZEOLITE GROUP
 $\text{Ca}_2\text{NaAl}_4(\text{Al,Si})_2\text{Si}_4\text{O}_{20} \cdot 6 \text{H}_2\text{O}$

ORTHORHOMBIC ● ● ●

Properties: C – colorless, white, yellowish, brown-red; S – white; L – vitreous to pearly; D – transparent to translucent; DE – 2.3; H – 5-5.5; CL – good; F – uneven to conchoidal; M – prismatic crystals in clusters with radial structure, botryoidal aggregates, massive.

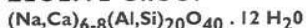
Origin and occurrence: Hydrothermal in cavities in volcanic rocks, also as a product of hydrothermal feldspar replacement. Colorless and white acicular crystals, forming radial aggregates up to 50 mm (2 in) in diameter come from Old Kilpatrick, Scotland, UK and West Paterson, New Jersey, USA. Hemispherical aggregates up to 30 mm (1 1/8 in) across known from Vinaická hora near Kladno, Czech Republic.

Gonnardite, 10 mm xx, Zalalaháp, Hungary



Gonnardite

ZEOLITE GROUP



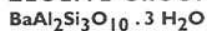
TETRAGONAL • • •

Properties: C – colorless, white, yellowish; S – white; L – vitreous to pearly; D – transparent to translucent; DE – 2.3; H – 4.5-5; CL – good; F – uneven to conchoidal; M – prismatic crystals, fibrous and radial aggregates.

Origin and occurrence: Hydrothermal in cavities in volcanic rocks, associated with zeolites, also in the contact zone of marbles, associated with wollastonite. Acicular crystals and fibrous aggregates occur in Aci Castello, Sicily, Italy; Weillberg, Germany; Bundoora, Victoria, Australia.

Edingtonite

ZEOLITE GROUP



TETRAGONAL • • •

Properties: C – white, gray, pinkish; S – white; L – vitreous; D – transparent to translucent; DE – 2.8; H

– 4; CL – good; F – uneven to conchoidal; M – prismatic crystals, granular, massive.

Origin and occurrence: Hydrothermal in cavities and along the cracks in volcanic rocks, associated with calcite and harmotome. Colorless and white prismatic crystals up to 40 mm (1⁹/₁₆ in) across come from Old Kilpatrick, Scotland, UK; Staré Ransko,

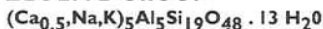
Edingtonite, 100 mm, Staré Ransko, Czech Republic



Czech Republic and Mont St.-Hilaire, Quebec, Canada.

Dachiardite-Ca

ZEOLITE GROUP



MONOCLINIC

Properties: C – colorless, white, yellowish; S – white; L – vitreous to pearly; D – transparent to translucent; DE – 2.1; H – 4-4.5; CL – good; F – uneven to conchoidal; M – prismatic crystals and complex interpenetration twins.

Origin and occurrence: Hydrothermal in cavities in granitic pegmatites, associated with albite, petalite and elbaite, also as pseudo-morphs after petalite. It occurs in San Piero in Campo, Elba, Italy and in the Opal Hill quarry, Riverside, California, USA.

Ferrierite-Ca

ZEOLITE GROUP



ORTHORHOMBIC

Properties: C – colorless, white, greenish, pink, brownish; S – white; L – vitreous; D – transparent to translucent; DE – 2.1; H – 3-3.5; CL – good; F – uneven to conchoidal; M – tabular crystals, platy and columnar aggregates, massive.

Origin and occurrence: Hydrothermal in cavities in volcanic rocks, along the cracks of the Alpine-type veins and in volcanic tuffs, associated with calcite and zeolites. Platy aggregates occur in Svojanov, Czech Republic; Albero Bosso and Monastir, Sardinia, Italy; Kamploops Lake, British Columbia, Canada.

Ferrierite-Ca, 2 mm aggregates, Regéc, Hungary

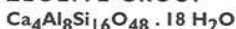


Dachiardite-Ca, 2 mm xx, Regéc, Hungary



Laumontite

ZEOLITE GROUP



MONOCLINIC

Properties: C – colorless, white, yellowish, pinkish; S – white; L – vitreous; D – transparent to translucent, weathered almost opaque; DE – 2.4; H – 3-4; CL – good; F – uneven to conchoidal; M – prismatic crystals, fibrous and radial aggregates.

Origin and occurrence: Hydrothermal in cavities in volcanic rocks, along the cracks in the Alpine-type veins, in ore veins and sediments, associated with calcite and other zeolites. Colorless and white acicular crystals up to 38 cm (14¹⁵/₁₆ in) long come from the Pandulena Hill Quarries, India. Crystals up to 150 mm (6 in) long known from Pine Creek, Bishop, California, USA. It was also found in Dillenburg, Germany.

Laumontite, 120 mm, Markovice, Czech Republic



Heulandite-Ca, 8 mm xx, Paraná, Brazil



Heulandite-Ca
ZEOLITE GROUP


$(\text{Ca}_{0.5}\text{Sr}_{0.5}\text{Na,K})_{4.5}\text{Al}_9\text{Si}_{27}\text{O}_{72} \cdot 24 \text{H}_2\text{O}$

MONOCLINIC • • • •

Properties: C – colorless, white, yellowish, pinkish, red, brown; S – white; L B vitreous to pearly; D – transparent to translucent; DE – 2.1; H – 3.5-4; CL – perfect; F – uneven to conchoidal; M – prismatic to tabular crystals, granular, massive.

Origin and occurrence: Hydrothermal in cavities in volcanic rocks, in the Alpine-type fissures, ore veins and sedimentary rocks, usually associated with calcite and other zeolites. Colorless and white tabular crystals up to 100 mm (4 in) across come from Nasik, India; West Paterson, New Jersey, USA; Teigarhorn, Iceland. Red heulandite found in Val di Fassa, Italy.

Clinoptilolite-Ca, 2 mm xx, Hon?ova Hůrka, Czech Republic



Clinoptilolite-Ca
ZEOLITE GROUP

$(\text{Ca}_{0.5}, \text{Na}, \text{K})_{4.5} \text{Al}_9 \text{Si}_{27} \text{O}_{72} \cdot 24 \text{H}_2\text{O}$

MONOCLINIC • • • •

Properties: C – colorless, white, yellowish, pinkish, red, greenish; S – white; L – vitreous; D – transparent to translucent; DE – 2.2; H – 3.5-4; CL – perfect; F – uneven to conchoidal; M – platy crystals, massive.

Origin and occurrence: Hydrothermal in volcanic-sedimentary rocks. Large industrial deposits occur in New Zealand, Japan and Australia. Crystals come from Agate Beach, Oregon, USA.

Application: construction, chemical industry and agriculture.

Stilbite-Ca
ZEOLITE GROUP

$(\text{Ca}_{0.5}, \text{Na}, \text{K})_9 \text{Al}_9 \text{Si}_{27} \text{O}_{72} \cdot 28 \text{H}_2\text{O}$

MONOCLINIC • • • •

Properties: C – colorless, white, yellowish, pinkish, brown; S – white; L – vitreous, locally pearly; D – transparent to translucent; DE – 2.2; H – 3.5-4; CL – good; F – uneven to conchoidal; M – prismatic and tabular crystals, commonly complicated interpenetration twins and sheaf-like aggregates, granular, massive.

Origin and occurrence: Hydrothermal in cavities of volcanic rocks, along Alpine-type fissures, in ore veins, also in sedimentary rocks and hot springs, typically associated with calcite and other zeolites. Colorless and white tabular crystals and their combinations up to 200 mm (7⁷/₈ in) across come from the Pandulena Hill Quarries, India. Crystals are also known from Teigarhorn, Iceland; Faeroe Islands; West Paterson, New Jersey, USA and elsewhere.

Epistilbite, 15 mm x, Nasik, India



Epistilbite
ZEOLITE GROUP


$(\text{Ca}, \text{Na}_2) \text{Al}_2 \text{Si}_4 \text{O}_{12} \cdot 4 \text{H}_2\text{O}$

MONOCLINIC • • • •

Properties: C – colorless, white, yellowish, pinkish, light brown; S – white; L – vitreous; D – transparent to translucent; DE – 2.2; H – 4; CL – good; F – uneven to conchoidal; M – prismatic crystals, radial aggregates.

Origin and occurrence: Hydrothermal in cavities in volcanic rocks; associated with other zeolites. Clear and white tabular crystals and their twins up to 30 mm (1¹/₁₆ in) across come from Jalgaon, India; also in Teigarhorn, Iceland and Faeroe Islands.

Stilbite-Ca, 83 mm, Nasik, India



Gismondine, 2 mm xx, Tapolca-Diszel, Hungary



Gismondine
ZEOLITE GROUP
 $\text{CaAl}_2\text{Si}_2\text{O}_8 \cdot 4,5 \text{H}_2\text{O}$

MONOCLINIC • • •

Properties: C – colorless, white, bluish, pinkish; S – white; L – vitreous; D – transparent to translucent; DE – 2.3; H – 4.5; CL – good; F – uneven; M – complex twins of crystals, platy aggregates.

Origin and occurrence: Hydrothermal in cavities in

Harmotome, 79 mm, Strontian, UK



Phillipsite-K, 3 mm xx, Limberg, Germany



Phillipsite-K
ZEOLITE GROUP
 $(\text{K}, \text{Na}, \text{Ca}_{0.5})\text{Al}_5\text{Si}_{11}\text{O}_{32} \cdot 12 \text{H}_2\text{O}$

MONOCLINIC • • •

Properties: C – colorless, white, reddish; S – white; L – vitreous; D – transparent to translucent; DE – 2.2; H – 4-4.5; CL – good; F – uneven; M – prismatic crystals and complex interpenetration twins, granular, massive.

Origin and occurrence: Hydrothermal in cavities in volcanic rocks, sedimentary rocks and hot springs; associated with calcite and other zeolites. Colorless and white interpenetration twins up to 20 mm ($2\frac{1}{2}$ in) across come from Capo di Bove, Italy; Doughboys, Tasmania, Australia; Sovinec near Litoměřice, Czech Republic and elsewhere.

Harmotome
ZEOLITE GROUP
 $(\text{Ba}_{0.5}, \text{Ca}_{0.5}, \text{K}, \text{Na})_5\text{Al}_5\text{Si}_{11}\text{O}_{32} \cdot 12 \text{H}_2\text{O}$

MONOCLINIC • • •

Properties: C – colorless, white, gray, reddish, yellow, brown; S – white; L – vitreous; D – transparent to translucent; DE – 2.4; H – 4.5; CL – good; F – uneven; M – prismatic crystals, commonly complex interpenetration twins, granular massive.

Origin and occurrence: Hydrothermal in cavities in volcanic rocks, in the Alpine-type veins, ore veins and in pegmatites. Prismatic crystals and their twins up to 20 mm ($2\frac{1}{2}$ in) across are known from Strontian, Scotland, UK. Crystals also come from St. Andreasberg and Oberstein, Germany; Kozákov, Czech Republic and Kongsberg, Norway.

Goosecreekite
ZEOLITE GROUP
 $\text{CaAl}_2\text{Si}_3\text{O}_{10} \cdot 5\text{H}_2\text{O}$

MONOCLINIC •

Properties: C – white, colorless; S – white; L – vitreous; D – transparent to translucent; DE – 2.2; H – 4.5; CL B perfect; F – uneven to conchoidal; M – prismatic crystals, granular.

Origin and occurrence: Hydrothermal in cavities in volcanic rocks. It is known from Goose Creek, Virginia, USA. Crystals up to 30 mm (1³/₁₆ in) across found in the Pandulena Hill quarries, India.

Chabasite-Ca
ZEOLITE GROUP
 $(\text{Ca}_{0.5}, \text{Na}, \text{K})\text{Al}_4\text{Si}_8\text{O}_{24} \cdot 12\text{H}_2\text{O}$

TRIGONAL • • •

Properties: C – colorless, white, yellowish, pinkish, greenish; S – white; L – vitreous to dull; D – transparent to translucent; DE – 2.2; H – 4-4.5; CL – imperfect; F – uneven to conchoidal; M – rhombohedral crystals and their twins, granular, massive.

Origin and occurrence: Hydrothermal in cavities in

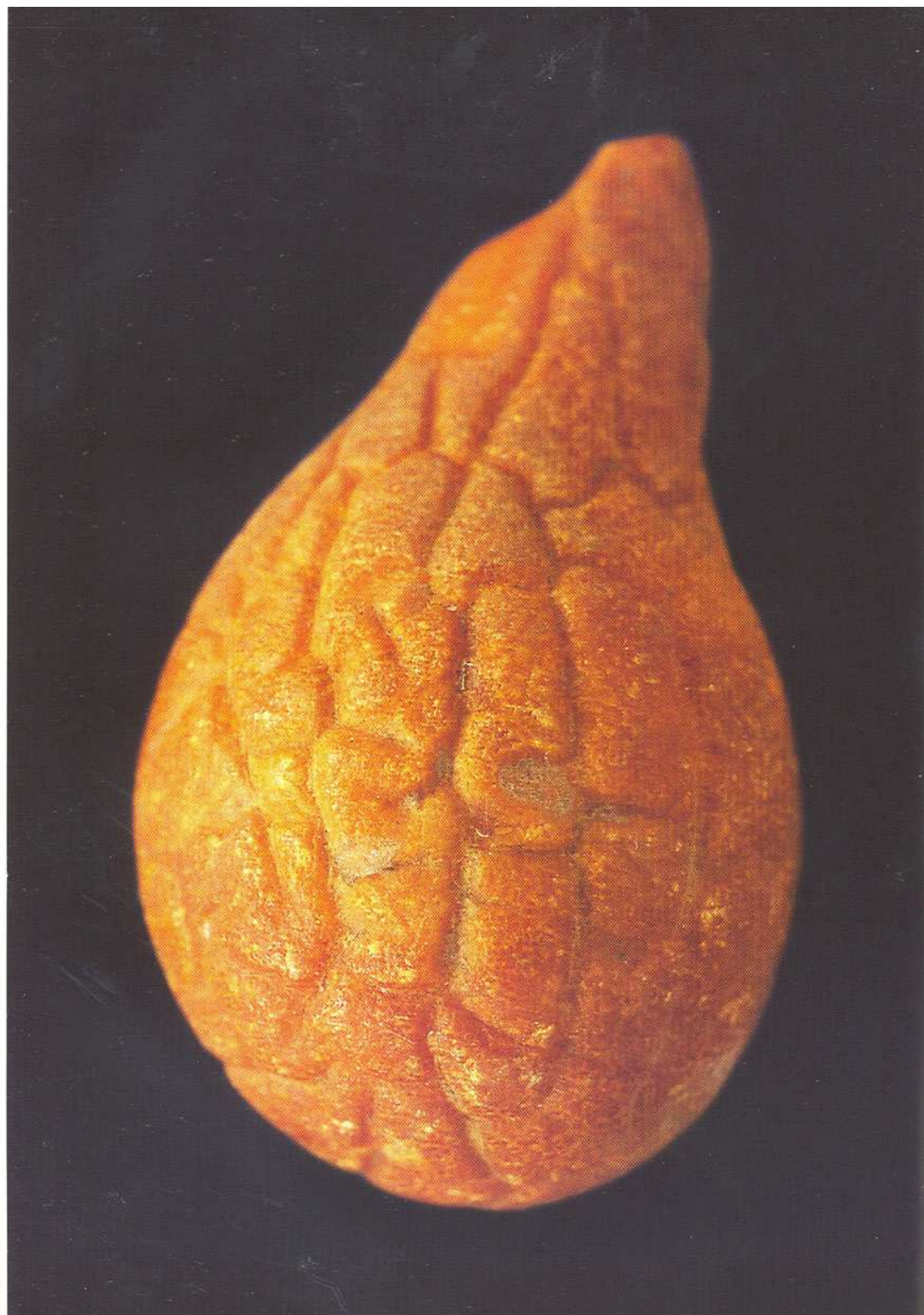
Goosecreekite, 25 mm xx, Maharashtra, India



volcanic rocks and pegmatites, along Alpine-type fissures and in hot springs, usually associated with calcite and other zeolites. Colorless and white interpenetration twins up to 60 mm (24 in) across, come from Faeroe Islands. Crystals are also known from Řepčice, Czech Republic; Berufjord, Iceland; Panvil, India; Maglovec, Slovakia and elsewhere.

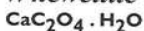
Chabasite-Ca, Passboro, Nova Scotia, Canada





10. Organic compounds

Whewellite



MONOCLINIC • • •


Properties: C – colorless, white, grayish; S – colorless; L – vitreous; D – transparent to translucent; DE – 2,2; H – 2,5; CL – good; F – conchoidal; M – prismatic crystals, commonly twinned.

Origin and occurrence: Rare hydrothermal, mainly

sedimentary in coal basins, associated with barite, ankerite and other minerals. Hydrothermal crystals up to 70 mm (2¾ in) long, come from U-bearing veins in PrRbram, Czech Republic. Similar crystals, up to 70 mm (2¾ in) long, occurred in Cavníc, Romania. Heart-shaped and butterfly twins, up to 100 mm (4 in) found in concretions near Kladno, Czech Republic. Similar specimens are known from Burgk near Dresden, Germany. Interesting flat radial aggregates found along cracks in clays in the vicinity of Most, Czech Republic.

Amber, 40 mm, Baltic Sea, Latvia

Whewellite, 27 mm x, Burgk, Germany





Mellite



TETRAGONAL ● ●

Properties: C – honey-yellow; S – white; L – resinous to vitreous; D – transparent to translucent; DE – 1,7; H – 2; CL – imperfect; F – conchoidal; M – dipyramidal crystals, granular; LU – blue.

Origin and occurrence: Secondary in the cracks in brown coal and lignite. The best specimens with crystals up to 40 mm (1³/₁₆ in) in size, come from Csordakút near Tatabánya, Hungary. Crystals, up to 10 mm (2¹/₈ in) across, were found in Artern, Germany. Granular aggregates are known from Valchov, Czech Republic.

Evenkite



MONOCLINIC ●

Properties: C – colorless to light yellow; S – colorless; L – waxy; D – translucent; DE – 0,9; H – 1; CL – good; M – pseudo-hexagonal tabular crystals; R – melts at 50EC (122°F).

Origin and occurrence: Probably secondary. It occurs within geodes near Evenki, Siberia, Russia. Also known from the cracks in altered andesite in Dubník, Slovakia.

Fichtelite



MONOCLINIC ● ● ●

Properties: C – colorless to yellowish; S – colorless; L – vitreous; PS – transparent to translucent; DE – 1; H – 1; M – thin tabular crystals, scales, crystalline crusts.

Evenkite, 50 mm, Dubník, Slovakia



Origin and occurrence: Secondary, typical mineral of peat-bogs. Its crystals are known from Borkovice near Sobeslav, Czech Republic; also known from Marktredwitz, Germany.

Amber

a mixture of hydrocarbons

AMORPHOUS ● ● ●

Properties: C – honey-yellow, yellow-brown, brown, red-brown, blue, green, black; S – white; L – resinous, dull; D – transparent to translucent, rare opaque; DE – 1,0-1,1; H – 2-2,5; CL – none; F – conchoidal; M – massive irregular or drop-shaped aggregates, nodules and fragments; LU – light blue, yellow.

Origin and occurrence: Amber is a petrified resin from Tertiary and Mesozoic conifers, occurring rarely in sediments. Plant or insect remnants are sometimes found trapped in amber. The most famous localities are located along the southern coast of the Baltic Sea in Poland, Germany, Lithuania, Estonia, Latvia and Russia. The largest masses found weighed up to 10 kg (22 lb). Blue amber is known from the Dominican Republic. Other amber localities are found in Syria, Lebanon, Thailand, Vietnam, Canada and the USA.

Application: as a gemstone.

Fichtelite, 80 mm, Mažice, Czech Republic



Amber, 95 mm, Madagascar





11. Rocks, meteorites and tektites

Rocks consist of minerals and often of fragments of other rocks and organic matter. Since rocks are mixtures, we cannot determine certain physical / chemical data (chemical formula, crystal system, hardness, etc.). Unlike minerals, some rocks form huge bodies which may cover several thousand km² so no single localities are shown in this book. Rocks are mainly used for building, in agriculture, and as raw materials for chemicals, ceramics and metals. Rocks are generally divided into three principal groups according to their origin:


1. **igneous rocks**
2. **sedimentary rocks**
3. **metamorphic rocks.**

1. Igneous rocks

Properties: C – light gray, gray, white, brown, black, gray-green, pinkish, red-brown; D – opaque, rare transparent to translucent; L – dull, rare vitreous; DE – varies from 2.6 up to about 3.8; F – uneven, rare conchoidal; M – coarse to fine grained, commonly massive aggregates, consisting of microscopic or larger grains or crystals of various minerals, up to several decameters across, glass is also present rarely. Minerals in rocks usually have characteristic texture features, like graphic granite and others.

Origin and classification: Igneous rocks form at high temperature and commonly at high pressure in solidification of mainly silicate magma of variable composition. The mineral composition reflects a chemical composition of magma. Typical rock-

Granite, 65 mm, Norway

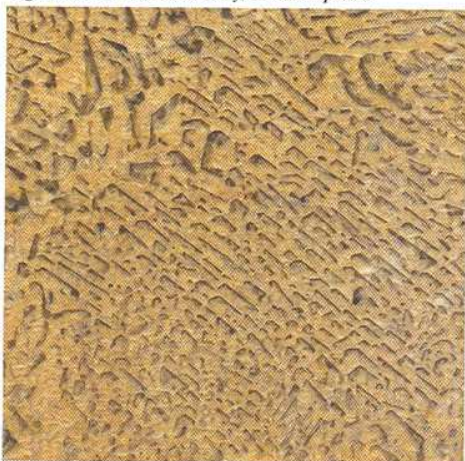


forming minerals are quartz, orthoclase, microcline, plagioclase, biotite, muscovite, amphiboles, pyroxenes, olivine and nepheline. Rocks may solidify at various depths, according to which they are either intrusive, dyke or effusive. They can be grouped according to chemical composition (SiO₂ content):

felsic – granite, syenite, pegmatite, rhyolite, obsidian
intermediate – diorite, andesite
basic – gabbro, basalt
ultrabasic – peridotite, varies from 1.0 up to about 2.8; F – uneven, sometimes conchoidal; M – coarse to fine grained and massive aggregates, consisting of grains or crystals, from microscopic to several dm in size, also of rock fragments and organic matter, banded textures are typical and some rocks are fossiliferous.

Orbicular granite, 150 mm, Sweden

Pegmatite, 65 mm, Dolní Bory, Czech Republic



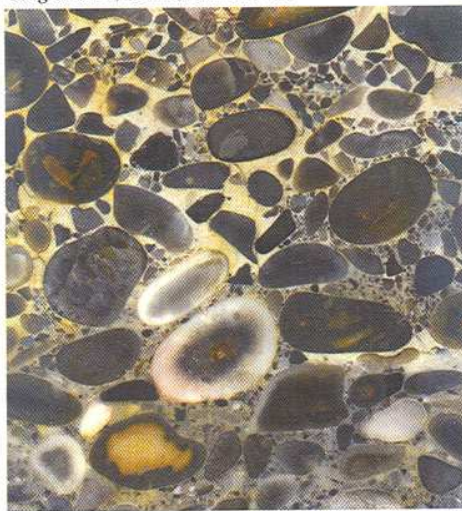
Diabase, 65 mm, Rožany, Czech Republic



Sandstone, 65 mm, Buffalo Gap, South Dakota, U.S.A.



Conglomerate, 65 mm, St.Alban, UK



2. Sedimentary rocks

Properties: C – grey, brown, red-brown, black, green-grey, pinkish, white, yellow, often variable even within one rock, banding is typical; D – opaque, rare translucent; L – dull, sometimes vitreous, greasy or earthy; DE -varies from 1.0 up to about 2.8; F - uneven, sometimes conchoidal; M – coarse to fine grained and massive aggregates, consisting of grains or crystals, ranging from microscopic to several dm in size, also of rock fragments and organic matter, banded textures are typical and some rocks are fossiliferous.

Origin and classification: Sedimentary rocks originate under surface temperatures and pressures,

as a result of sedimentation of mineral and rock fragments and organic matter of different size through the water and wind activity, or by precipitation from water solutions. Typical rock-forming minerals are quartz, calcite, dolomite, halite, clay minerals and others. According to their origins we can distinguish several groups of sedimentary rocks: **clastic** (consisting of rock fragments) – sandstone, conglomerate, quartzite, siltstone.

organic (consisting mainly of organic matter) – limestone, coal.

chemical (originating by precipitation from water solutions) – evaporites, travertine.

Limestone, 65 mm, Italy



Evaporite, 40 mm, Walkenried, Germany



Serpentinite, 65 mm, Hrubšice, Czech Republic



Gneiss, 65 mm, Doubravčany, Czech Republic



3. Metamorphic rocks

Properties: C – light gray, gray, brown, green, red-brown, black, green-gray, pinkish, white, sometimes variable within one rock, banding is relatively common; D – opaque; L – dull, rare vitreous; DE – varies from 2.5 to 4.8; F – uneven, rare conchoidal; M – coarse to fine-grained, platy, acicular and sometimes massive aggregates, consisting of grains and crystals, ranging from microscopic to several decimeters across. Typical are planar textures and foliation of some minerals.

Origin and classification: Metamorphic rocks originate under higher temperature and pressure during metamorphism of originally igneous or sedimentary

rocks. The source of a thermal energy could be magma, then this type is called contact metamorphism, or the thermal source lies in the depth of the earth's crust and effects large areas, then this type is called regional metamorphism. During a process of metamorphism new minerals originate. Typical rock-forming metamorphic minerals are quartz, orthoclase, plagioclases, biotite, muscovite, amphiboles, pyroxenes, calcite, dolomite, sillimanite, kyanite, almandine, staurolite and serpentine.

Regionally metamorphosed rocks: serpentinite, mica schist, gneiss, marble.

Contact metamorphosed rocks: contact chert (porcelanite), skarn.

Marble, 100 mm, Greece



Skarn, 65 mm, Lišná, Czech Republic



Iron meteorite, 50 mm, Sikhote-Alin, Russia



Iron meteorite, 40 mm detail, Gibeon, Namibia



Meteorites

Properties: C - light gray, gray, gray-green, black; D - opaque; L - dull, metallic, rare vitreous; DE - varies from 3.0 to 7.3; F - uneven; M - coarse to fine-grained, sometimes massive aggregates, consisting of irregular grains of different minerals, ranging from microscopic to several cm across.

Origin and classification: Meteorites are igneous rocks formed in space. Most originate in the asteroid belt between Mars and Jupiter. They consist of various minerals and their chemical composition differs greatly. Typical rock-forming minerals in meteorites are olivine, pyroxenes, plagioclases, Fe and Ni alloys and sulfides, rarely also organic matter. Meteorites fall into four main groups, according to metallic iron and silicate component:

iron meteorite;
siderolite;
chondrite;
achondrite;

Occurrence: Meteorite falls are known throughout the world. The largest known iron meteorite, weighing approximately 60 tons, is located near the Hoba farm, Namibia. The largest known chondrite, weighing about 1 ton, fell in 1948 in Norton County, Nebraska, USA. Most meteorites that have been found recently come from large glaciers such as those of Antarctica and from desert in Namibia.

Moldavite, 35 mm, Southern Bohemia, Czech Republic



Tectite, 55 mm, Dalat, Vietnam



Tektites

Properties: C – light to dark green, yellow-green, brown-green, brown, green-gray, black; D – transparent, translucent to opaque; L – vitreous; DE – varies from 2.3 to 2.6; H – 6-7; F – conchoidal to uneven; M – massive irregular, drop-shaped or disc-shaped aggregates, irregular fragments, sometimes with typical sculptured surface.

Origin, classification and occurrence: Natural glasses, rich in SiO₂, which formed as a result of rapid melting of surface rocks during impacts of large meteorites or comets.

They are classified according to their age and occur-

rence (following sequence from the oldest to the youngest):

Bediasites and georgianites – the USA, Mexico, Barbados, Cuba;

Urengoites – Novyi Urengoi, Russia;

Moldavites – southern Bohemia and western Moravia, Czech Republic;

Ivorites – Ivory Coast;

Irghisites – Zhamanshin, Russia;

Indochinites, philippinites, javanites, bilitonites – southeastern Asia;

Australites – Australia.

Application: some tektites, mainly moldavites, as gemstones.

Moldavites, 40 mm, Southern Bohemia, Czech Republic





Recommended literature

Anthony J.W. et al. (1990, 1995, 1997):
Handbook of Mineralogy I, II, III,
Mineral Data Publishing, Tucson.

Bernard J.H., Rost R. a kol. (1992):
Encyklopedický přehled minerálů,
Academia, Prague, in Czech.

Clark A.M. (1993):
Hey's Mineral Index, 3rd print,
Chapman & Hall, London.

Duda R., Rejl L. (1986):
Minerals of the World,
Hamlyn, Twickenham.

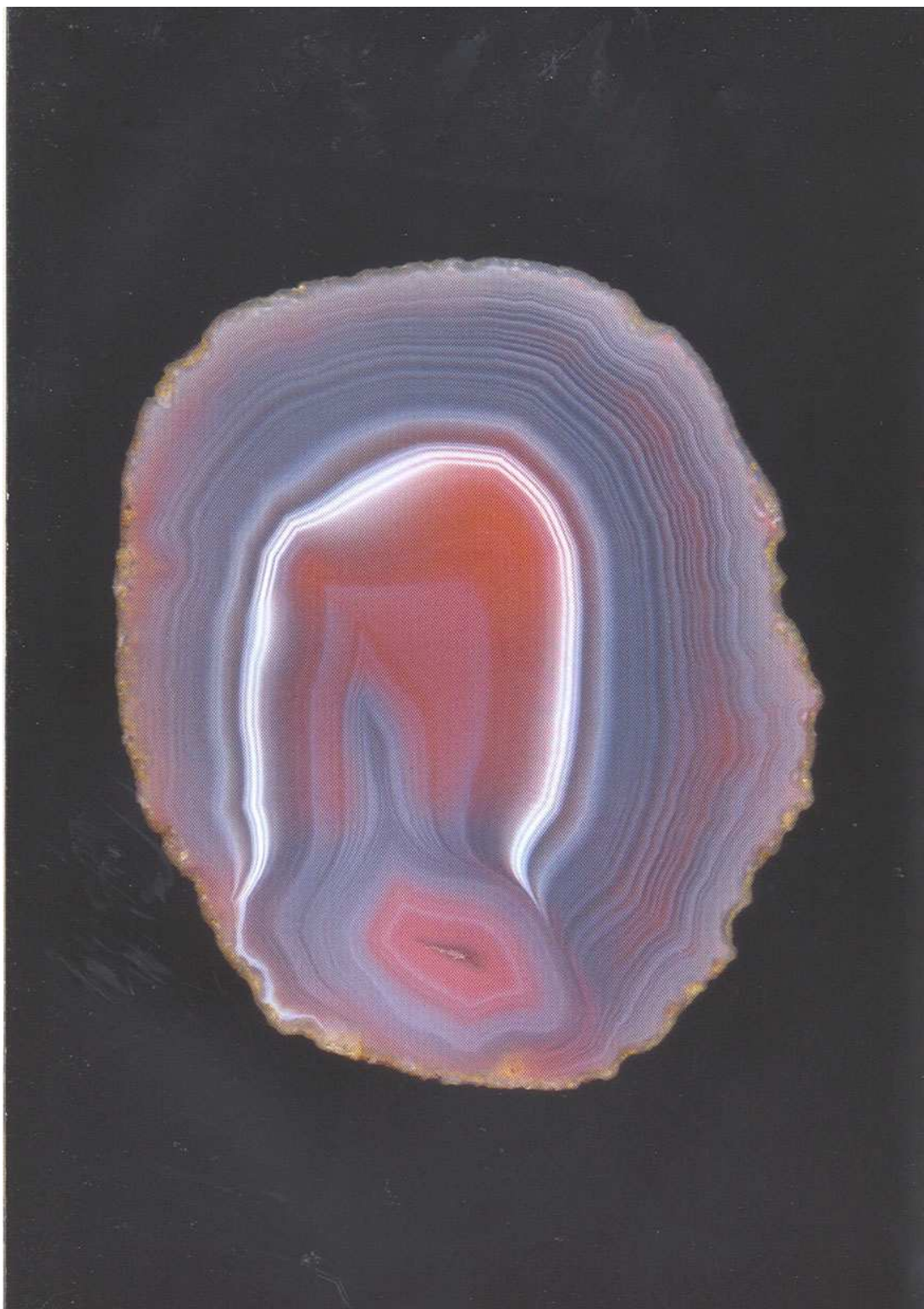
Fleischer M., Mandarino J.A. (1995):
Glossary of Mineral Species,
Mineralogical Record, Tucson.

Roberts W.L. et al. (1990):
Encyclopedia of Minerals,
Van Nostrand Reinhold, New York.

Strunz H. (1977):
Mineralogische Tabellen, 6th print,
Geest & Portig, Leipzig.

Porcelanite, 85 mm, Komňa, Czech Republic
Agate, 50 mm, Železnice, Czech Republic





Rejstřík

A

Acanthite 23
Actinolite 239
Adamite 154, 161
Adularia 263
Aegirine 235
Aenigmatite 241
Aeschynite-(Ce) 107
Agalmatolite 249
Agate 88, 94, 95
Agrellite 243
Aguilarite 24
Achroite 227
Aikinite 56
Ajoite 237
Akermanite 211
Alabandite 34
Alabaster 147
Albite 265
Alexandrite 80
Algodonite 19
Allanite-(Ce) 215
Allargentum 19
Allophane 259
Almandine 196
Altaite 36
Aluminate 148
Alumohydrocalcite 128
Alunite 140
Alunogen 144
Amazonite 264
Amber 280, 283
Amblygonite 158
Amesite 258
Amethyst 74, 88, 91
Analcime 271
Anapaite 176
Anatase 104
Ancylite-(Ce) 128
Andalusite 201
Andersonite 129
Andesine 266
Andorite 57
Andradite 198
Anglesite 137
Anhydrite 137
Ankerite 117
Annabergite 178
Annite 252
Anorthite 266
Anthophyllite 238
Antigorite 258
Antimony 14
Antlerite 139
Apjohnite 145
Aquamarine 220
Aragonite 119

Argentite 23
Argentopyrite 32
Argyrodite 25
Arsendesclizite 166
Arsenic 14
Arsenosiderite 188
Arsenolamprite 15
Arsenolite 81
Arsenopyrite 48
Arsentsunebite 169
Artinite 127
Astrophyllite 248
Atacamite 68
Atelestite 174
Augelite 164
Augite 233
Aurichalcite 123
Aurostibite 44
Autunite 190
Aventurine 88, 95
Azurite 122

B

Babingtonite 245
Balas 16
Barite 136, 138
Barytocalcite 121
Bastnäsite-(Ce) 124
Baumhauerite 59
Bavenite 247
Bayldonite 168
Bazzite 224
Benitoite 218
Beraunite 181
Berthierite 53
Bertrandite 212
Beryl 220
Beryllonite 155
Berzelianite 21
Berzeliite 156
Betafite 87
Betekhtinite 57
Betpakdalite 153
Beudantite 141
Bilinite 146
Bindheimite 86
Biotite 252
Bismuth 15
Bismuthinite 40
Bismuthite 126
Bixbite 220, 223
Bixbyite 82
Boleite 69
Boracite 135
Borax 133
Bornite 22

Boromuscovite 250
Bort 16
Botryogen 148
Boulangerite 62
Bournonite 56
Braunite 206
Brazilianite 167
Breithauptite 33
Brochantite 139
Brookite 104
Brucite 109
Brushite 179
Buergerite 225
Bukovskite 185
Bustamite 242

C

cabrerit 178
cafarsit 167
calaverit 42
caledonit 142
carnallit 68
carnotit 191
carrolit 38
cavansit 260
celestin 138
cerusit 120
cinabarit 37
citrin 88
clausthalit 35
clevelandit 265
clintonit 254
colemantit 133
coloradoit 27
cookeit 256
copiapit 149
coquimbait 144
cordierit 224
cornetit 164
cornubit 164
coronadit 102
cosalit 62
covellin 38
creedit 68
crystalalit 96
cronstedtit 258
cubanit 31
cumengit 70
curit 111
cylindrit 37
cyrilovit 187

â

âaroit 243
âkalovit 262

D

dachiardit-Ca 275
danalit 269
danburit 267
datolit 208
dawsonit 124
delvauxit 184
démantoid 198
descloizit 166
devillin 149
diadochit 181
diaforit 58
diamant 16
diaspor 109
dickit 257
diopsid 232
dioplas 230
djurleit 20
dolomit 117
domeykit 19
drah* opál 97, 99
dravit 225
dresserit 129
dfievit* opál 97, 98
dufrenit 163
dufrénoysit 59
duftit 165
dumortierit 209
dyskrasit 20

E

edenit 239
edingtonit 274
egirin 235
elbait 227
elpidit 244
emphakit 53
enargit 30
enigmatit 241
enstatit 232
eosforit 182
epididymit 246
epidot 214
epistilbit 277
epsomit 144
erythrin 177
ettringit 150
eudialyt 218
euchroit 180
euklas 200
eulytin 200
euxenit-(Y) 107
evansit 186
evenkit 282

F

farmakosiderit 188
fassait 232
fayalit 195
fenakit 193
ferberit 105

ferrierit-Ca 275
ferrimolybdt 153
ferroaxinit 218
ferrocolumbit 106
ferrotapiolit 103
fersmanit 207
fibroferrit 147
fichtelit 282
flogopit 252
fluellit 67
fluorapatit 170
fluorapofylit 248
fluorit 66, 73
foitit 230
forsterit 194
fosfofyllit 176
franckéit 36
franklinit 78
freibergit 30
freieslebenit 58
frondelit 163
fuchsit 250

G

gadolinit-(Y) 208
gahnit 76
galenit 35
gaudefroyit 131
gaylussit 126
gehlenit 211
geokronit 60
germanit 28
gersdorffit 45
getchellit 65
geysirit 97
gibbsit 109
gismondin 278
glaukonit 251
goethit 110
gonnardit 274
goosecreekit 279
görgeyt 146
goshenit 220, 223
grafit 15
greenockit 30
grosulár 197
gudmundit 48

H

halit 71
halotrichit 145
hambergit 134
hanksit 142
harmotom 278
hauerit 43
hausmannit 78
hedenbergit 233
heliodor 220, 222
heliotrop 88
helvin 270
hematit 84
hemimorfít 212

hessit 24
hessonit 197
heulandit-Ca 276
hiddenit 236
hollandit 102
holmquistit 238
howlit 209
hrachovec 119
hübnerit 105
huntit 118
huréaulit 174
hyacinth 199
hyalit 97
hyalofán 264
hydrotalkit 127
hydroxylapatit 171
hydroxylherderit 158
hydrozinkit 123

CH

chabasit-Ca 279
chalcedon 88, 92, 93
chalkantit 142
chalkofyllit 185
chalkopyrit 27
chalkosiderit 183
chalkosin 20
chalkostibit 52
chalkotrichit 75
chamosit 257
chapmanit 205
chenevixit 184
chiastolit 201
chlorapatit 171
chloritoid 207
chondroit 205
chromdiopsid 232
chromit 78
chryzoberyl 80
chryzokol 259
chryzopras 88, 92

I

ilmenit 84
ilmenorutil 103
ilvait 212
inderit 131
indigolit 227, 229
inesit 246
inyoit 132

J

jadeit 235
jahnit-(CaMnMg) 187
jalpait 25
jamesonit 61
jantar 280, 283
jargon 199
jarosit 141
jaspis 88, 92
jeffersonit 232
jodargyrit 70

johannit 150
jordanit 60

K

kakoxen 181
kalcit 112, 116
kalomel 72
kämmererit 256
kampylit 173
kankrinit 267
kaolinit 257
karbonado 16
karbonát-fluorapatit 171
karfolit 237
karminit 168
kasiterit 101
kasolit 211
katapleit 218
kermesit 40
kernit 134
kinoit 246
kirovit 143
kleiofan 26
klinohumit 205
klinochlor 256
klinoklas 165
klinoptilolit-Ca 277
kinozoisit 214
kobaltin 44
kobellit 63
konichalcit 165
kornrupin 209
korund 82
kovdorskit 189
krennerit 42
krokoit 152
krokydolit 241
krušait 44
kryolit 67
kfiemen 88
kfi%Éál 88
kunzit 236
kuprit 75
kuprosklodowskit 210
kutnohorit 118
kyanit 202

L

labradorit 266
lamprofylit 213
langit 147
laumontit 275
lavendulan 188
lazulit 162
lazurit 268
leadhillit 142
leggrandit 179
leifit 267
lepidokrok 110
leucit 271
leukosafir 82
libethenit 160

liddicoatit 228
linarit 140
linnéit 38
lirokonit 186
lithiofilit 156
lithioforit 111
lithiofosfát 155
livingstonit 55
löllingit 47
loparit-(Ce) 85
lorandit 55
lorenzenit 237
ludlamit 176
ludwigit 131
lussatit 96
luzonit 28

M

magmatické horniny 285
magnetit 113
magnetit 77
malachit 122
manganit 110
manganogedrit 238
manganotantalit 106
margarit 254
marialit 270
mariánské sklo 147
markazit 6, 46
marmatit 26
masov opál 97
mastek 249
müi 9
mejonit 270
melanoflogit 100
melanit 198
melanterit 143
mellit 282
müsiáni kámen 263
mesolit 273
metamorfované horniny 287
meteority 288
miargyrit 36
mikroclin 264
mikrolit 87
milarit 230
millerit 34
mimetit 173
minium 79
mixit 189
mléan opál 97
molybdenit 48
monazit-(Ce) 158
montebrasit 159
montmorillonit 255
morenosit 144
morganit 220, 223
morion 88, 90
moschellandsbergit 12
mottramit 167
muskovit 250

N

nagyagit 41
nakrit 258
natrojarosit 141
natrolit 272
nefelit 261
nefrit 235
neptunit 246
nikelin 33
niklskutterudit 49
nosean 268
nováčekit 191

O

ohniv opál 97, 99
okenit 243
oligoklas 265
olivenit 161
olivin 194
olovo 12
omfacit 234
onyx 88, 94
opál 97, 98, 99
ortoklas 263

P

palygorskit 260
paragonit 251
pargasit 240
parisit-(Ce) 125
pearceit 54
pektolit 242
pentlandit 26
periklin 265
peristerit 265
perovskit 85
petalit 262
phillipsit-K 278
phosgenit 125
piemontit 214
pikrofarmakolit 179
pisanit 143
platina 13
plattnerit 101
pleonast 76
pollucit 271
polybasit 54
polyhalit 146
polyolithionit 252
povondrait 226
prehnit 248
proust 50
pseudomalachit 163
purpurit 156
pyknit 202
pyrargyrit 51
pyrit 42
pyrofylyt 249
pyrochlor 86
pyrolusit 102
pyromorf 172

pyrop 196
pyrostilpnit 51
pyrrhotin 32

R

rammelsbergit 47
rathit 59
realgär 64
rhodizit 134
riebeckit 241
richterit 240
rockbridgeit 162
rodochroizit 115
rodonit 245
rosasit 123
rossmanit 230
rtuE 11
rubelit 227, 228
rubin 82
rutil 100
rÜlenin 88, 90

S

sádrovec 147
saflorit 47
safir 82
safirin 204
salmiak 72
sametka 110
samsonit 52
sanidin 263
saponit 255
sardonyx 88
sartorit 59
scorazit 162
sedimentární horniny 286
sekaninait 224
seladonit 250
selen 17
selenit 147
semseyit 62
senarmontit 81
sepiolit 260
sérandit 242
serpierit 149
sfalerit 18, 26
sférokobaltit 114
scheelit 151
siderit 114
silimanit 201
sira 16
skolecit 273
skorodit 175
skoryl 226
skutterudit 48
sluneční kámen 265
smaragd 220
smirek 82
smithsonit 113
sodalit 268
sokolí oko 88
sperrylit 44

spessartin 197
spinel 76
spodumen 236
stannin 28
staurolit 204
stefanit 54
steinmannit 35
sternbergit 32
stibarsen 14
stibiconit 86
stibiotantalit 107
stichtit 128
stilbit-Ca 277
stilpnomelan 255
stolzit 152
strengit 174
stromeyerit 25
stroncianit 120
strunzit 180
stfibro 8, 10
sturmanit 150
sugilit 231
sylvanit 41
sylvín 72
symplesit 178

T

tanzanit 216
tarnowitzit 119
tefroit 195
tektity 289
tellur 17
tellurit 104
tennantit 28
tenorit 76
tetradymit 41
tetraedrit 29
thauasit 206
thomsonit 273
thulit 216
tinzenit 219
tirolit 184
titanit 206
titanowodginit 106
todorokit 102
topaz 192, 202
torbernit 189
tremolit 239
tridymit 96
triflylin 155
trilithionit 253
triplit 160
tsavorit 197
tschermigit 146
tugtupit 269
Ěujamunit 191
tygfí oko 88, 95
tyrkys 182
ulexit 133
ullmanit 46
umangit 22
uraninit 108

uranocircit 190
uranofán 211
uvarovit 199
uvit 228

V

valentinit 81
vanadinit 173
variscit 174
vauxit 180
verdelit 227, 228
vermiculit 255
věsigniéit 168
vesuvian 217
veszelyit 185
viljuit 217
villiaumit 70
viridin 201
vivianit 176
vřídlovec 119

W

wagnerit 159
wardit 187
wavelit 182
weloganit 126
whewellit 281
whiteit-(CaFeMg) 186
whitlockit 156
willemite 193
witherit 120
wittichenit 53
wollastonit 241
wulfenit 153
wurtzit 30

X

xanthokon 51
xenotim-(Y) 157
xonotlit 244

Z

záhnuda 88
zaratit 127
zeofylit 260
zeunerit 191
zinkenit 61
zinkit 75
zinnwaldit 253
zippeit 150
žirkon 199
zlato 11
zoisit 216
zwieselit 160

Ě

Ělezní kvát 119
Ělezo 12

THE COMPLETE ENCYCLOPEDIA OF MINERALS

The Complete Encyclopedia of Minerals is a book for all the people, who are interested in the beautiful world of minerals. They can find here hundreds of photographs of beautiful crystals and crystal aggregates, together with a list of classic and new occurrences for each mineral species. Minerals are arranged into chapters according to the mineral system:

- Elements • Sulfides • Halides • Oxides
- Carbonates • Borates • Sulphates • Phosphates
- Silicates • Organic compounds
- Rocks, meteorites and tektites

