

JavaJam Coffee House

Julio Perez is the owner of the JavaJam Coffee House, a gourmet coffee shop that serves snacks, coffee, tea, and soft drinks. Local folk music performances and poetry readings are held a few nights during the week. The customers of JavaJam are mainly college students and young professionals. Julio would like a Web presence for his shop that will display his services and provide a calendar for the performances. He would like a home page, menu page, music performance schedule page, and job opportunities page.

A site map for the JavaJam Coffee House Web site is shown in Figure 2.26.

The site map describes the architecture of the Web site, a Home page with three main content pages: Menu, Music, and Jobs.

Figure 2.26
JavaJam site map

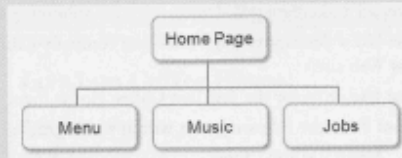



Figure 2.27 displays a sample layout for the pages. It contains a site logo, a navigation area, a content area, and a footer area for copyright information.

Figure 2.27
JavaJam page layout



You have two tasks in this case study:

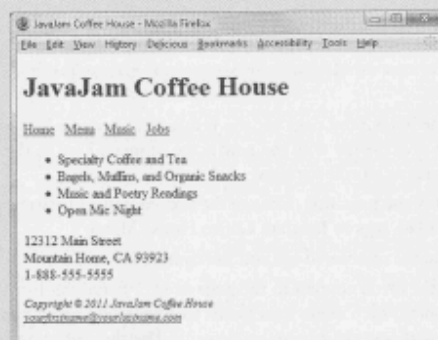
1. Create the Home page: index.html.
2. Create the Menu page: menu.html.

Hands-On Practice Case

Create a folder called javajam to contain your JavaJam Web site files.

1. **The Home Page.** You will use Notepad to create the Home page for the JavaJam Coffee House Web site. The Home page is shown in Figure 2.28.

Figure 2.28
JavaJam index.html



Launch Notepad and create a Web page with the following specifications:

- **Web page:** Use a descriptive page title—the company name is a good choice for a business Web site.
- **Logo area:** Use `<h1>` for the JavaJam Coffee House logo.
- **Navigation:** Place the following text within a paragraph:

Home Menu Music Jobs

Code anchor tags so that Home links to `index.html`, Menu links to `menu.html`, Music links to `music.html`, and Jobs links to `jobs.html`.

- **Content:** Place the following content in an unordered list:
 - Specialty Coffee and Tea
 - Bagels, Muffins, and Organic Snacks
 - Music and Poetry Readings
 - Open Mic Night
- **Contact information:** Place the address and phone number information within a paragraph below the unordered list. *Hint:* Use line break tags to help you configure this area.
 - 12312 Main Street
 - Mountain Home, CA 93923
 - 1-888-555-5555
- **Footer:** Place the following information in a small text size (use the `<small>` physical style element) and emphasized font style (use the `` logical style element):
 - Copyright © 2011 JavaJam Coffee House

Place your name in an e-mail link on the line under the copyright information.

The page in Figure 2.28 may seem a little sparse, but don't worry, as you gain experience and learn to use more advanced techniques, your pages will look more professional. White space (blank space) on the page can be added with `
` tags where needed. Your page does not need to look exactly the same as the sample. Your goal at this point should be to practice and get comfortable using XHTML.

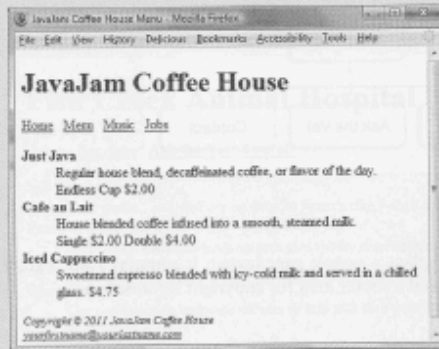
Save your page in the `javajam` folder and name it `index.html`.

2. **The Menu Page.** Create the Menu page shown in Figure 2.29. A productivity technique is to create new pages based on existing pages—so you can benefit from your previous work. Your new Menu page will use the `index.html` page as a starting point.

Open the `index.html` page for the JavaJam Web site in Notepad. Select File, Save As, and save the file with the new name of `menu.html` in the `javajam` folder. Now you are ready to edit the page.

- Modify the page title. Change the text contained between the `<title>` and `</title>` tags to JavaJam Coffee House Menu.
- Delete the unordered list and the contact information.
- Add the menu content to the page using a definition list. Use the `<dt>` element to contain each menu item name. Configure the menu item name to display in bold text (use the `` element). Use the `<dd>` element to contain the menu item description.

Figure 2.29
JavaJam menu.html



- The menu items names and descriptions are as follows:

Just Java

Regular house blend, decaffeinated coffee, or flavor of the day.
Endless Cup \$2.00

Cafe au Lait

House blended coffee infused into a smooth, steamed milk.
Single \$2.00 Double \$4.00

Iced Cappuccino

Sweetened espresso blended with icy-cold milk and served in a chilled glass.
\$4.75

Save your page and test it in a browser. Test the hyperlink from the menu.html page to index.html. Test the hyperlink from the index.html page to menu.html. If your links do not work, review your work with close attention to these details:

- Verify that you have saved the pages with the correct names in the correct folder.
- Verify your spelling of the page names in the anchor tags.
- After you make changes, test again.