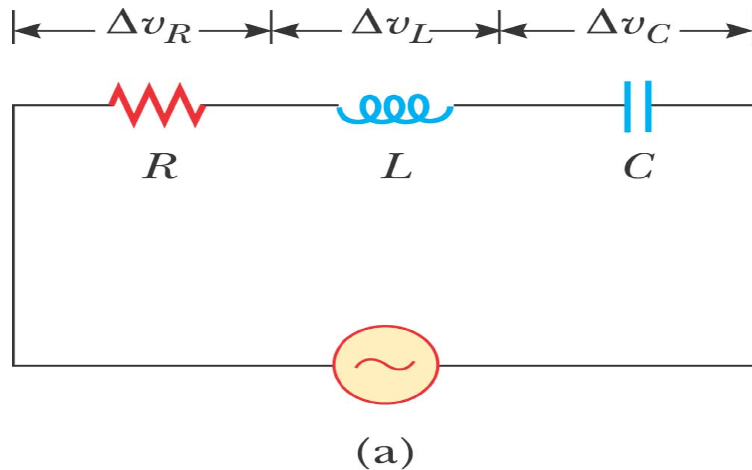


33.5 The RLC series circuit

In the previous sections we considered individual elements connected to an AC source. Here, we will adopt a circuit that contains a combination of circuit elements: a resistor, an inductor, and a capacitor.



©2004 Thomson - Brooks/Cole

The instantaneous applied voltage is

$$\Delta v = V_{\max} \sin \omega t$$

The current also varies as

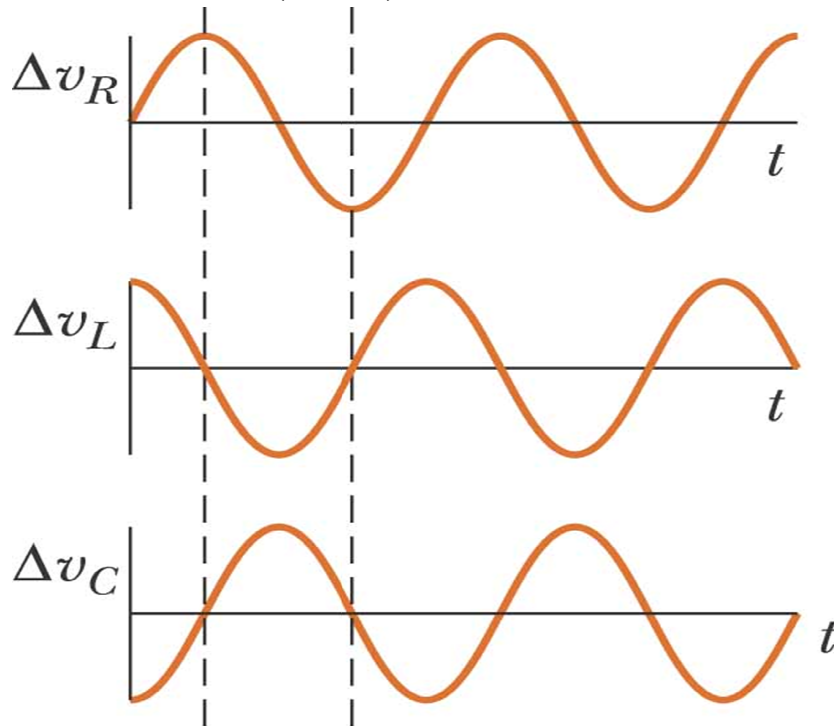
$$i = I_{\max} \sin(\omega t - \phi) \quad 33.10$$

Where ϕ is some phase angle between the current and the applied voltage. Based on our discussed in chapter 28, the current everywhere in the circuit must be the same while the voltage across each element has a different amplitude and phase.

$$\Delta v_R = I_{\max} R = \Delta V_R \sin \omega t$$

$$\Delta v_L = I_{\max} X_L \sin \left(\omega t + \frac{\pi}{2} \right) = \Delta V_L \cos \omega t$$

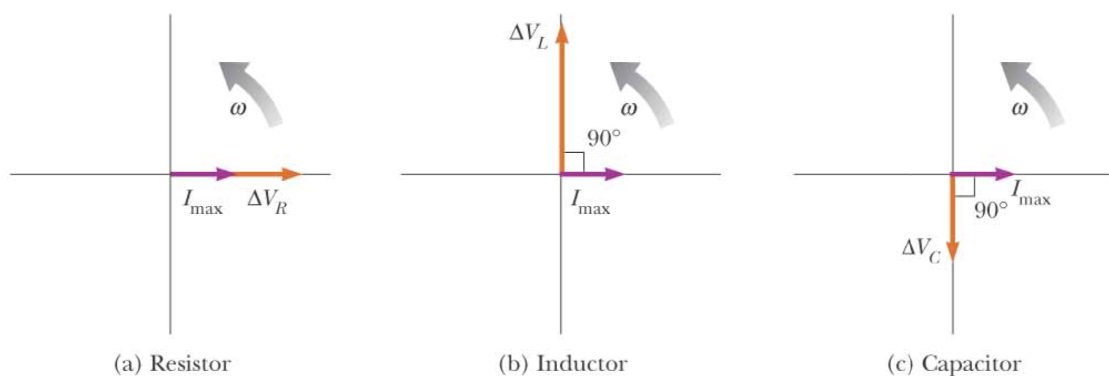
$$\Delta v_C = I_{\max} X_C \sin \left(\omega t - \frac{\pi}{2} \right) = -\Delta V_C \cos \omega t$$



(b)

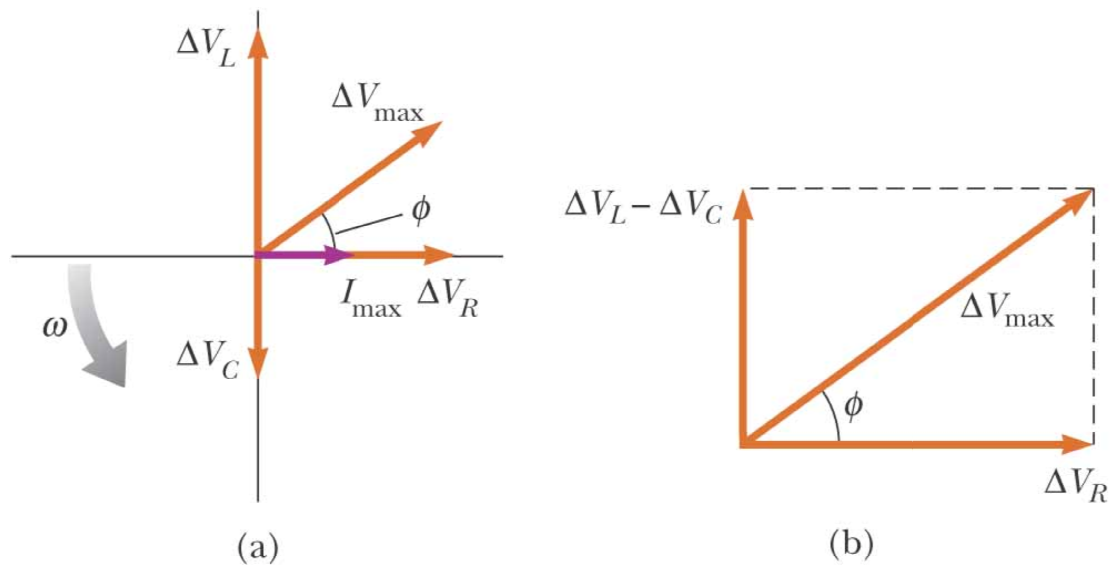
©2004 Thomson - Brooks/Cole

Phase relationships between the voltage and current phasors for (a) a resistor, (b) an inductor, and (c) a capacitor connected in series are shown in following figure.



©2004 Thomson - Brooks/Cole

Because the phasors are rotating vectors, the voltage phasors can be combined using vector addition as in the following figure.



©2004 Thomson - Brooks/Cole

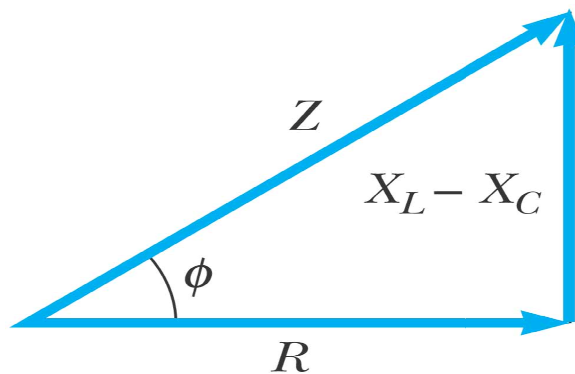
From this figure, we conclude that,

$$\begin{aligned}\Delta V_{\max} &= \sqrt{\Delta V_R^2 + (\Delta V_L - \Delta V_C)^2} = \sqrt{(I_{\max} R)^2 + (I_{\max} X_L - I_{\max} X_C)^2} \\ \Delta V_{\max} &= I_{\max} \sqrt{R^2 + (X_L - X_C)^2} \\ I_{\max} &= \frac{\Delta V_{\max}}{\sqrt{R^2 + (X_L - X_C)^2}} = \frac{\Delta V_{\max}}{Z}\end{aligned}\quad 33.12$$

Where $Z = \sqrt{R^2 + (X_L - X_C)^2}$ and is called the impedance of the circuit.

From the figure, one can also find the phase angel ϕ ,

$$\phi = \tan^{-1} \left(\frac{\Delta V_L - \Delta V_C}{\Delta V_R} \right) = \tan^{-1} \left(\frac{I_{\max} X_L - I_{\max} X_C}{I_{\max} R} \right) = \tan^{-1} \left(\frac{X_L - X_C}{R} \right) \quad 33.13$$



©2004 Thomson - Brooks/Cole

Exercise:

Based on the phase angle in eq. (33.13) discuss the following situations:

- 1- When $X_L > X_C$
- 2- When $X_L < X_C$
- 3- When $X_L = X_C$