



GE105
Introduction to Engineering Design
College of Engineering
King Saud University

Lecture 9 Creativity in Engineering Design

2014-2015

Creativity and Engineering

- The professional life of engineers is devoted to the creative solution of problems
- Technology is the result of creativity with a purpose, or engineering design
- Sending someone to the moon and to bringing him back to earth in 1968 required a number of technologies created by Engineers



Creative Engineers Have:

- Curiosity and tolerance of unknown
- Openness to new experiences
- Willingness to take risks
- Ability to observe details and see the “whole picture”
- No fear of problems
- Ability to concentrate and focus on the problem until it's solved



3

What some once said:

- This 'telephone' has too many shortcomings to be seriously considered as a means of communication. The device is inherently of no value to us. (Western Union internal memo, 1876)
- 640K [memory] ought to be enough for anybody (Bill Gates, 1981)
- I think there is a world market for maybe five computers. (Thomas Watson, 1943)



4

What you should hear:


- Great spirits have always encountered violent opposition from mediocre minds
- Albert Einstein
- The person who says it cannot be done should not interrupt the person doing it.
- Chinese Proverb
- Every really new idea looks crazy at first.
- Alfred North Whitehead



5

Teams and Creativity

- Teams combine the different backgrounds, experiences and thinking preferences of individuals
- Interaction among team members – other's ideas are used as stepping-stones to more creative ideas
- Willingness on the part of a team to take greater risks



6

Engineering Creative Methods

- **Evolution:** Incremental improvement; *Every problem that has been solved can be solved again in a better way.*
- **Synthesis:** Two or more existing ideas are combined into a third, new idea.
- **Revolution:** Completely different, new idea
- **Reapplication:** Look at something old in a new way.
- **Changing Direction:** Attention is shifted from one angle of a problem to another

Introduction to Creative Thinking, Robert Harris. Version Date: July 1, 1998

7

Engineering Creativity and Constraints

- In engineering, creativity is useful only if it fits into the **realities** of the physical world
 - A creative idea in engineering must conform to the established **physical laws**
 - A creative idea in engineering must conform to our present knowledge of the **nature of matter**, unless we invent or find a new form of matter.
- Creativity in engineering is constrained by **feasibility** and **practicality**.



8

Creativity Stimulation Techniques

Inversion



Morphological Analysis



Analogy



Brainstorming




Many others

9

Techniques: Inversion

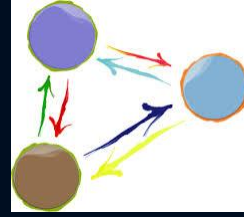
- Inverting the problem to view it from a different angle
- If you would like to save energy, explore wasting energy
- The crow example: Water too low in the jug. Instead of trying to explore how to go to the water, explore how the water can get to the crow. Solution, put stones!



10

Techniques: Morphological Analysis

- The problem is divided into smaller sub-problems.
- Concepts are generated to satisfy each smaller problem.
- A four-step process
 1. list the functions and features required
 2. Identify as many ways as possible for each feature or function
 3. Draw a table with functions listed vertically and features or concepts listed horizontally
 4. Identify all practical combinations



11

Techniques: Morphological Analysis (Example)

Design a means of transportation for disabled persons

Feature	Concept 1	Concept 2	Concept 3	Concept 4
Body Support	armchair	under arm	leg support	sofa
Ground Support	rollers	tracks	wheels	skids
Power Supply	Battery	solar	human	air
Speed Control	automatic	manual	on-off	-
Direction Control	side thrust	one side lock	reverse	Steering

Design 1: Armchair + Rollers + Solar + Automatic + Side-thrust

Design 2: Armchair + Wheels + Human + Manual + Steering

12


Morphological Analysis (contn'd)

- This approach is very powerful
- It generates “too many” combinations
- Many obviously will not make sense and can be quickly eliminated
- However, you often find a new idea by looking at the possible combinations of concept pieces
- Remember, this is an iterative process, you may have to go back to square one often

13

Techniques: Analogy

- Personal analogy (imagine yourself in the situation, e.g., if designing a product, imagine yourself as the product itself or one of its functions)
- Direct analogy (Copy ideas from nature, wild life)



14

Techniques: Brainstorming

Rules (within a comfortable/friendly environment):

- Define the problem to be solved
- No criticism allowed during the session
- Large quantity of ideas wanted (quantity over quality)
- Crazy ideas are welcome
- Keep ideas short and snappy
- Combine and improve on others' ideas "laterally" (new categories) and "vertically" (new ideas in categories)



15

Idea Selection

- Creative sessions lead to many ideas, how to select the best one?
- Do some clustering first (merge similar ideas under one heading)
- Then, apply one or more of the following options:

Questions Options Criteria
(QOC)

Voting

SWOT Analysis

16

Selection: Questions Options Criteria (QOC)

- Determine important criteria beforehand
- Judge each option (idea) based on the criteria
- Criteria may have a different weighting!

	Criteria 1	Criteria 2	Criteria 3
Option 1			
Option 2			
Option 3			
Option 4			

17

Selection: Voting

- Members are given a fixed number of colored stickers (virtual money)
- Voting for good ideas (criteria) is by putting a sticker next to it
- For very good ideas, multiple stickers can be put
- This could be used to reduce the list of alternative ideas



18

Selection: SWOT

Strengths, Weaknesses, Opportunities, Threats


- Often used to analyze business but can also be used to select ideas
- Specify each of these for each idea
- Can be applied to a reduced list of ideas
- Better suited to modify/improve existing designs



19

Final Thoughts

- For every good **idea**, expect to have tens of bad or wrong or useless ideas
- You don't have to be a **mathematical** genius. But you should be competent in mathematics.
- Evaluate and improve the extent of your hands-on and **laboratory** skills.
- **Visualize** how the work could be accomplished (spread sheets flow charts, drawing)
- **Imagination** is also crucial. Begin at the science fiction level, then apply the constraints gradually.
- Keep a design **notebook**



20