

(Faculty members' websites) System

**User manual
fac.ksu.edu.sa**

Contents

Home page	3
Faculty member's websites page	4
Search screen	5
Website page	6
Course page.....	7
Courses page	8
Curriculum Vitae (CV) screen	9
Courses screen	10
Publications screen	11
Login page.....	15
Home page of a faculty member.....	16
Edit in personal information.....	17
Manage my courses screen	18
Create course screen	19
Save course screen.....	20
Manage Publications screen	24
Save publication screen	26
Create Blog screen	28
Save Blog Screen	29
Manage My Custom Pages Screen	36
Faculty Settings screen –Save configuration	45
Logout	46



Home page

When the user press on (<http://fac.ksu.edu.sa/>) faculty members' website link, this page will be displayed

جامعة الملك سعود
King Saud University

Faculty Websites

HOME FACULTY WEBSITES عربي

[Create your website](#)

[User Manual](#)

NEW WEBSITES

- Egyup Aras**
Faculty
- hala hamdy**
معلمة
- Manal Mohammed A Alshammari**
Lecturer
- Nourhan magdy**
Quality Control Engineer
- تجربة**
تجربة

MOST VISITED

- سلاوي سعد إبراهيم الداود**
معيدة ، قسم المحاسبة ، كلية إدارة الأعمال
- ساره عبدالغنيز عبدالله المعيز**
معيدة بقسم المحاسبة
- خالد بنت ناصر السعيد**
محاضر قسم التسويق ، كلية إدارة الأعمال
- نوره حجاب صوت الدبري**
محاضر
- كيان محمد حمود البايوي**
قسم المحاسبة

MOST ACTIVE

- راشد بن عوض الشهري**
عضو هيئة التدريس
- د.لطيفة عبدالله عبدالغنيز المزروع**
وكيلة قسم الجغرافيا
- نايفة عبدالحمد سلطان**
محاضر
- Nourhan magdy**
Quality Control Engineer
- سلافة صلاح الدين عبدالقادر حاج الصافي**
عضو هيئة تدريس

MOST CONTENT

- د. خالد الشنير**
أستاذ العقيدة والأديان وجوار الحضارات المشاركة
- ساره عبدالغنيز عبدالله المعيز**
معيدة بقسم المحاسبة
- عبد رب الرسول بن موسى العمران**
أستاذ قسم علوم التربية ، كلية الأغذية والأغذية
- حمزة محمد احمد ابوطيروش**
أستاذ غير متفرغ بقسم علوم الأغذية والتقنية
- Dr.Hamsakutty Vettikalladi**
Faculty

Faculty Websites | King Saud University | Deanship of e-Transaction and Communication . Design and Development by Portal and New Media Department . Terms of Use | Copyright & Disclaimer

Fig (1) Home

Faculty member's websites page

Upon clicking on (faculty members websites), all the websites will be displayed

The screenshot displays the 'Faculty Websites' page. At the top, there is a navigation bar with 'HOME' and 'FACULTY WEBSITES' (highlighted). Below this, a search section includes a 'Search by name' input field, a 'By College' dropdown menu (set to '- Any -'), and an 'Apply' button. To the left of the search area are two buttons: 'Create your website' and 'User Manual'. The main content area is a grid of 24 faculty member profiles, each consisting of a circular profile picture, a name, and a title. The profiles are arranged in 8 rows and 3 columns. At the bottom of the grid, there is a pagination bar with numbers 1 through 7, and arrows for navigation. The footer contains the text: 'Faculty Websites | King Saud University | Deanship of e-Transaction and Communication | Design and Development by Portal and New Media Department | Terms of Use | Copyright & Disclaimer'.

Fig (2) faculty members' websites

Search screen

When the user enter (Lookup values) search values

The screenshot displays the 'Faculty Websites' search interface. It includes a navigation bar with 'HOME', 'FACULTY WEBSITES', and 'عربي'. The main content area has a search section with 'Search by name' and 'By College' dropdowns, and an 'Apply' button. Below this is a grid of 24 faculty member profiles, each with a photo, name, and title. The profiles are arranged in 8 rows and 3 columns. At the bottom, there are pagination controls showing pages 1 through 7.

Faculty Member	Title
Eyyup Aras	Faculty
hala hamdy	مدرس
Manal Mohammed A Alshammari	Lecturer
Nourhan magdy	Quality Control Engineer
تدريب	تدريب
د.لطيفة عبد الله عبد العزيز المزروع	وكيلة قسم المختبرات
Ahmed N. Almansour	Faculty member
سبح مصطفى عبد الفتحي سلامة	عضو هيئة تدريس
Mahmoud Hasan Mohammed Deeb	Lecturer
عبد الله بن أحمد الزهراني	وكيل عمادة شؤون الطلاب للشبكات والبريد الإلكتروني
هند بنت خالد بن عبد الرحمن الدريس	عضو هيئة تدريس
MOHAMMAD RAISH	Assistant Professor
راشد بن عوض الشهري	عضو هيئة التدريس
Maha al-Sayyari	عضو هيئة تدريس
نايفة عبد الحميد سلطان	مدرس
د. خالد بن ناهس الرقاص	عضو هيئة تدريس
Eman Sulaiman Albilali	معيد
Mahir H. Es-Saheb	Professor of Design and Manufacturing
Bassam Ahmed Al-Basam	Professor of Dynamics, Automatic Controls and Vibrations
Jacob Thomas Pandalayil	Assistant Professor
أحمد محمد دغستاني	عضو هيئة تدريس
مهاذ عبد الكريم - Mousaad Abdelkarim	Assistant professor
Khalid S. Al-Gahtani - خالد سعد الكافور	المشرف على كليات الجامعة والمؤدية لتكوين المشاريع والتشغيل والصيانة
عبد الله عبد الرحمن السيل	عضو هيئة تدريس
وليد سعيد مبارك الشحطلي	المشرف على الطلاب والمختبرات
نجوى محمد علي البشير	عضو هيئة تدريس
عبد الله بن صالح بن عبد العزيز الويع	عضو هيئة تدريس
Reghunathan Sarojini Preethanath	Lecturer

Fig (3) search



Website page

Upon clicking on any website , the user will be directed to the faculty member website

Eman Sulaiman Albilali
 Computer and Information Sciences
 Demonstrator | معيد
 Address: 6T139- المدينة الجامعية للطالبات بالدرعية

جامعة الملك سعود
 King Saud University
 Faculty Websites

HOME CV COURSES PUBLICATIONS OFFICE HOURS ANNOUNCEMENTS BLOGS

Courses

- CSC111 - Computer Programming-I
- CSC113-Computer Programming-II

[More](#)

Publications

- Comparing brain-computer interaction and eye tracking as input mo...

[More](#)

Blogs

- <http://ksucc113.wordpress.com/>

[More](#)

Login

User Manual **New**

إيمان سليمان البيلالي معيد بقسم علوم الحاسب | كلية علوم الحاسب والمعلومات

Courses Publications Blogs

CSC111 - Computer Programming...

Introduction to computers and programs. Programmer's algorithm, byte code and Java Virtual Machine. Java program's structure, constants, variables and built-in data types. The arithmetic....

[More](#)

CSC113-Computer Programming-II

This course continues the coverage of the fundamental concepts of Object Oriented Programming started in Programming I (CSC 111). It covers more advanced concepts and topics such as...

[More](#)

Contact Me

✉ ealbilali

Office Hours

From: 10:00 To: 13:00
 Sunday, Tuesday, Thursday
 6T139

From: 10:00 To: 13:00
 Sunday, Tuesday, Thursday
 6T139

[More](#)

Services

- Electronic Services **SMS Tawasul**
- ShaSha **</> Forms Builder**

Faculty Websites | King Saud University | Deanship of e-Transaction and Communication . Design and Development by Portal and New Media Department . Terms of Use | Copyright & Disclaimer

Fig (4) website page



Course page

Upon clicking on any course name of the displayed courses or clicking on “more” button under any course, the course page will appear

The screenshot shows a faculty website for Eman Sulaiman Albilali, a Demonstrator in Computer and Information Sciences at King Saud University. The page features a navigation menu with links to HOME, CV, COURSES, PUBLICATIONS, OFFICE HOURS, ANNOUNCEMENTS, and BLOGS. The main content area is divided into three sections: Courses, Publications, and Blogs. The Courses section lists two courses: CSC111 - Computer Programming-I and CSC113-Computer Programming-II, each with a 'More' button. The Publications section lists a publication titled 'Comparing brain-computer interaction and eye tracking as input mo...' with a 'More' button. The Blogs section lists a blog post from 'http://ksucsc113.wordpress.com/' with a 'More' button. Below these sections are links for 'Login' and 'User Manual' (marked as 'New'). The right sidebar contains the course title 'CSC111 - Computer Programming-I', a detailed description of the course content, a 'Course Materials' section, and social media sharing options (Share, Tweet, Google Plus, Email, Like). The footer includes contact information (ealbilali), office hours (10:00 to 13:00, Sunday, Tuesday, Thursday, 6T139), and a list of services (Electronic Services, SMS Tawasil, ShaSha, Forms Builder). The footer also contains a disclaimer and copyright information.

Fig (5) course page



Courses page

Upon clicking on “more” button in the left side , all courses will be displayed

Eman Sulaiman Albilali
 Computer and Information Sciences
 Demonstrator | معيد
 Address: 6T139- المدينة الجامعية للطلاب بالدرعية

King Saud University
 Faculty Websites

[HOME](#)
[CV](#)
[COURSES](#)
[PUBLICATIONS](#)
[OFFICE HOURS](#)
[ANNOUNCEMENTS](#)
[BLOGS](#)

Courses

- CSC111 – Computer Programming-I
- CSC113-Computer Programming-II

More

Publications

- Comparing brain-computer interaction and eye tracking as input mo...

More

Blogs

- http://ksucc113.wordpress.com/

More

Login

User Manual **New**

Courses

CSC111 – Computer Programming-I

Introduction to computers and programs. Programmer's algorithm, byte code and Java Virtual Machine. Java program's structure, constants, variables and built-in data types. The arithmetic, assignment, increment and decrement operators. Classes and...

More

CSC113-Computer Programming-II

This course continues the coverage of the fundamental concepts of Object Oriented Programming started in Programming I (CSC 111). It covers more advanced concepts and topics such as relationships between classes, inheritance, polymorphism, abstract...

More

Contact Me

✉ ealbilali

Office Hours

From: 10:00 To: 13:00
 Sunday, Tuesday, Thursday
 6T139

From: 10:00 To: 13:00
 Sunday, Tuesday, Thursday
 6T139

More

Services

🖱 Electronic Services **SMS Tawasul**

▶ ShaSha **</> Forms Builder**

Faculty Websites | King Saud University | Deanship of e-Transaction and Communication . Design and Development by Portal and New Media Department . Terms of Use | Copyright & Disclaimer

Fig (6) courses page



Curriculum Vitae (CV) screen

Upon clicking on “cv” button from the page header, this page will be displayed

Eman Sulaiman Albilali
 Computer and Information Sciences
 Demonstrator | معيد
 Address: 6T139- المدينة الجامعية للطالبات بالدرعية

جامعة الملك سعود
King Saud University

Faculty Websites

[HOME](#)
[CV](#)
[COURSES](#)
[PUBLICATIONS](#)
[OFFICE HOURS](#)
[ANNOUNCEMENTS](#)
[BLOGS](#)

Courses

- CSC111 – Computer Programming-I
- CSC113-Computer Programming-II

More

Publications

- Comparing brain-computer interaction and eye tracking as input mo...

More

Blogs

- http://ksucsc113.wordpress.com/

More

Login

User Manual New

Eman Sulaiman Albilali

Qualification

- 2010-2013: Master of Computer Science Graduated with Distinction (Degree of Honor), College of Computer and Information Sciences, King Saud University, Riyadh, Saudi Arabia.
- 2004-2009: Bachelor degree in Information Technology, College of Computer and Information Sciences, King Saud University, Riyadh, Saudi Arabia.

Professional Experience

- [2011-] **Teaching Assistant**, Department of Computer Science, College of Computer and Information Sciences, KSU, Riyadh, Saudi Arabia.

Taught Courses

- [2012] **Java programming -1**: CSC111.
- [2013] **Java programming -2**: CSC113.

Research Interest

- Human Computer Interaction.
- Heuristics and Meta-Heuristics.
- Bioinformatics.
- Data Mining.
- Combinatorial Optimization.

[Share](#)
[Tweet](#)
[googleplus](#)
[Email](#)
[+1](#)
[Like](#)

Contact Me

✉ ealbilali

Office Hours

From: 10:00 To: 13:00
 Sunday, Tuesday, Thursday
 6T139

From: 10:00 To: 13:00
 Sunday, Tuesday, Thursday
 6T139

More

Services

[Electronic Services](#)
[SMS Tawasul](#)

[ShaSha](#)
[Forms Builder](#)

Faculty Websites | King Saud University | Deanship of e-Transaction and Communication | Design and Development by Portal and New Media Department | Terms of Use | Copyright & Disclaimer

Fig (7) CV



Courses screen

Upon clicking on “courses” button from the page header , all courses will be displayed

Eman Sulaiman Albilali
 Computer and Information Sciences
 Demonstrator | معيد
 Address: 6T139- المدينة الجامعية للطلاب بالدرعية

جامعة الملك سعود
 King Saud University
 Faculty Websites

Courses

- CSC111 - Computer Programming-I
- CSC113-Computer Programming-II

Courses

CSC111 - Computer Programming-I
 Introduction to computers and programs, Programmer's algorithm, byte code and Java Virtual Machine, Java program's structure, constants, variables and built-in data types. The arithmetic, assignment, increment and decrement operators. Classes and...

CSC113-Computer Programming-II
 This course continues the coverage of the fundamental concepts of Object Oriented Programming started in Programming I (CSC 111). It covers more advanced concepts and topics such as relationships between classes, inheritance, polymorphism, abstract...

Contact Me
 ealbilali

Office Hours
 From: 10:00 To: 13:00
 Sunday, Tuesday, Thursday
 6T139
 From: 10:00 To: 13:00
 Sunday, Tuesday, Thursday
 6T139

Services
 Electronic Services
 SMS Tawasul
 ShaSha
 Forms Builder

Faculty Websites | King Saud University | Deanship of e-Transaction and Communication | Design and Development by Portal and New Media Department | Terms of Use | Copyright & Disclaimer

Fig (8) courses



Publications screen

Upon clicking on “publications” button from the page header, this page will displayed

Eman Sulaiman Albilali
 Computer and Information Sciences
 Demonstrator | معيد
 Address: 6T139- المدينة الجامعية للطلاب بالدرعية

جامعة الملك سعود
 King Saud University
 Faculty Websites

HOME CV COURSES PUBLICATIONS OFFICE HOURS ANNOUNCEMENTS BLOGS

Courses

- CSC111 – Computer Programming-I
- CSC113-Computer Programming-II

More

Publications

- Comparing brain-computer interaction and eye tracking as input mo...

More

Blogs

- <http://ksucsc113.wordpress.com/>

More

Login

User Manual New

Publications

Comparing brain-computer interaction and eye tracking as input modalities: An exploratory study

More

Contact Me

✉ ealbilali

Office Hours

From: 10:00 To: 13:00
 Sunday, Tuesday, Thursday
 6T139

From: 10:00 To: 13:00
 Sunday, Tuesday, Thursday
 6T139

More

Services

Electronic Services SMS Tawasul

ShaSha </> Forms Builder

Faculty Websites | King Saud University | Deanship of e-Transaction and Communication | Design and Development by Portal and New Media Department | Terms of Use | Copyright & Disclaimer

Fig (9) publications



Office Hours screen

Upon clicking on “office hours” button from the page header, this page will displayed

Eman Sulaiman Albilali
 Computer and Information Sciences
 Demonstrator | معيد
 Address: 6T139- المدينة الجامعية للطلاب بالدرعية

جامعة الملك سعود
 King Saud University
 Faculty Websites

HOME CV COURSES PUBLICATIONS OFFICE HOURS ANNOUNCEMENTS BLOGS

Courses

- CSC111 – Computer Programming-I
- CSC113-Computer Programming-II

More

Publications

- Comparing brain-computer interaction and eye tracking as input mo...

More

Blogs

- <http://ksucc113.wordpress.com/>

More

Login

User Manual New

Office Hours

6T139
 Sunday, Tuesday, Thursday
 From:10:00 To:13:00

6T139
 Sunday, Tuesday, Thursday
 From:10:00 To:13:00

Contact Me
 ealbilali

Office Hours

From: 10:00 To: 13:00
 Sunday, Tuesday, Thursday
 6T139

From: 10:00 To: 13:00
 Sunday, Tuesday, Thursday
 6T139

More

Services

- Electronic Services **SMS Tawasul**
- ShaSha **</> Forms Builder**

Faculty Websites | King Saud University | Deanship of e-Transaction and Communication . Design and Development by Portal and New Media Department . Terms of Use | Copyright & Disclaimer

Fig (10) office hours



Announcements screen

Upon clicking on “Announcements” button from the page header, this page will displayed

Eman Sulaiman Albilali
 Computer and Information Sciences
 Demonstrator | معيد
 Address: 6T139- المدينة الجامعية للطلاب بالدرعية

King Saud University
 Faculty Websites

HOME CV COURSES PUBLICATIONS OFFICE HOURS ANNOUNCEMENTS BLOGS

Courses

- CSC111 – Computer Programming-I
- CSC113-Computer Programming-II

More

Publications

- Comparing brain-computer interaction and eye tracking as input mo...

More

Blogs

- <http://ksucsc113.wordpress.com/>

More

Login

User Manual **New**

Announcements

No announcements were added yet.

Contact Me

ealbilali

Office Hours

From: 10:00 To: 13:00
 Sunday, Tuesday, Thursday
 6T139

From: 10:00 To: 13:00
 Sunday, Tuesday, Thursday
 6T139

More

Services

Electronic Services SMS Tawasul

ShaSha </> Forms Builder

Faculty Websites | King Saud University Deanship of e-Transaction and Communication . Design and Development by Portal and New Media Department . Terms of Use | Copyright & Disclaimer

Fig (11) Announcements



Create your website screen

Returning to the homepage and pressing on **(creat your website)**

جامعة الملك سعود
King Saud University

Faculty Websites

HOME FACULTY WEBSITES عربي

→ Create your website

→ User Manual

Username *

Enter your KSU username, without: @ksu.edu.sa

Password *

Enter your KSU password

Log in

Faculty Websites | King Saud University | Deanship of e-Transaction and Communication | Design and Development by Portal and New Media Department | Terms of Use | Copyright & Disclaimer

Fig (12) create your site



Login page

When the user enter his user name and password , then press on **(login)**

Faculty Websites

HOME FACULTY WEBSITES الرئيس

Create your website

User Manual

Welcome AppsCOXM13 | Log out

Personal Information

Full Name *

Full Name

Academic Degree *

Professor

Current Position *

Current Position

Example: Dean, Vice Dean, Faculty, ...etc

College *

Business Administration

Personal Photo

Browse... No file selected. Upload

Preferably the photo to be a square of any size to avoid cutting

Site Introduction *

your Site Introduction...

write anything you want, this paragraph will appears in your home page top.

Address & Contact

Office Address *

Office Address

Building, Floor, Office NO

Phone

Phone

Fax

Fax

Mobile

Mobile

Note: Mobile number will appear to the public.

Social Networks

Facebook

http://www.facebook.com/your_name

Your Facebook profile or page URL

Twitter

http://www.twitter.com/your_name

Your Twitter profile URL

Google+

http://plus.google.com/+your_name

Your Google+ profile or page URL

We strongly recommend giving attention to your account in Google Plus for friendly search engines.

Linked In

http://www.linkedin.com/in/your_name

Your Linked In profile URL

Create Your Website

Faculty Websites | King Saud University | Deanship of e-Transaction and Communication | Design and Development by Portal and New Media Department | Terms of Use | Copyright & Disclaimer

Fig (13) login page



Home page of a faculty member

Upon entering all the required data and mandatory fields and press on **(create your website)** button

hala hamdy
 Engineering
 Assistant Professor | qc
 Address: cairo, egypt

جامعة الملك سعود
 King Saud University
 Faculty Websites

HOME CV COURSES PUBLICATIONS OFFICE HOURS ANNOUNCEMENTS BLOGS

Site Percentage Completion
 30%
 • Add your BIO (5%)
 • Add your CV (20%)
 • Add Courses (25%)
 • Add Publications (15%)
 • Add Office Hours (5%)

User Manual **Now**

Contact Me
 AppsC00XM15

Services
 Electronic Services SMS Tawasul
 ShaSha </> Forms Builder


Faculty Websites | King Saud University Deanship of e-Transaction and Communication . Design and Development by Portal and New Media Department . Terms of Use | Copyright & Disclaimer

Fig (14) home page of faculty member




Edit in personal information

Upon clicking on **(edit in personal information)** button, user will be asked to enter his (username & password), then the **(edit data)** page will be opened



hala hamdy
 Engineering
 Assistant Professor | qc
 Address: cairo, egypt



 Faculty Websites

[HOME](#)
[CV](#)
[COURSES](#)
[PUBLICATIONS](#)
[OFFICE HOURS](#)
[ANNOUNCEMENTS](#)
[BLOGS](#)

Site Percentage Completion

30%

- Add your BIO (5%)
- Add your CV (20%)
- Add Courses (25%)
- Add Publications (15%)
- Add Office Hours (5%)

[User Manual](#) **New**

Edit Faculty Website hala hamdy

Personal Information


Full Name *

Academic Degree *

Current Job Title *

Example: Dean, Vice Dean, Faculty, ...etc

College *

Photo

 [Remove](#)

Preferably the photo to be a square of any size to avoid cutting

Site Introduction

Source

Format

B **I** **U** **S** **X** **x**

the purpose of this website is the collaboration between us to share our knowledge

Switch to plain text editor
 write anything you want, this paragraph will appears in your home page top.

Address & Contact

Office Address *

Building, Floor, Office NO

Email

Phone

Fig (15) edit personal information



Manage my courses screen

From “I want” menu , user can choose (manage my courses)

The screenshot displays the 'Manage My Courses' interface for a user named hala hamdy. The header includes a navigation bar with 'I Want To ..' and 'Logout'. The user profile shows 'hala hamdy' as an Assistant Professor in Engineering, with an address in Cairo, Egypt. The main content area features a 'Site Percentage Completion' section with a 30% progress bar and a list of tasks: Add your BIO (5%), Add your CV (20%), Add Courses (25%), Add Publications (15%), and Add Office Hours (5%). Below this is a 'User Manual' link with a 'New' badge. The 'Manage My Courses' section has an 'Add New' button. The footer contains 'Contact Me' information (AppsCXXXM15) and a 'Services' section with links to 'Electronic Services', 'SMS Tawasul', 'ShaSha', and '</> Forms Builder'. The footer also includes a disclaimer and copyright notice.

Fig (16) manage my courses



Create course screen

Upon pressing on **(Add new +)**, “create course “ page will be opened .

The screenshot shows the 'Create Course' page within a faculty website interface. The header includes a navigation bar with 'HOME', 'CV', 'COURSES', 'PUBLICATIONS', 'OFFICE HOURS', 'ANNOUNCEMENTS', and 'BLOGS'. A sidebar on the left displays the user profile 'hala hamdy' (Assistant Professor) and a 'Site Percentage Completion' bar at 30%, with a list of tasks: Add your BIO (5%), Add your CV (20%), Add Courses (25%), Add Publications (15%), and Add Office Hours (5%).

The main content area is titled 'Create Course' and contains the following fields:

- Title ***: A text input field.
- Description ***: A rich text editor with a toolbar containing various formatting options (bold, italic, underline, strikethrough, text color, background color, bulleted list, numbered list, link, unlink, image, table, etc.). Below the editor is a 'Switch to plain text editor' link.
- Attachment**: A section for uploading files, with a note: 'Files must be less than 10 MB. Allowed file types: pdf doc docx ppt pps pptx pptx xls xlsx.' Below this is a 'Save' button.

The footer contains a 'Contact Me' section with 'AppsCXXM15' and a 'Services' section with links to 'Electronic Services', 'SMS Tawassul', 'ShaSha', and '</> Forms Builder'. A final footer line reads: 'Faculty Websites | King Saud University | Deanship of e-Transaction and Communication | Design and Development by Portal and New Media Department | Terms of Use | Copyright & Disclaimer'.

Fig (17) create course



Save course screen

After the user enter the data of the new course , then press on **(save)** button

The screenshot displays the 'Save course' interface. At the top, a user profile for 'hala hamdy' (Engineering, Assistant Professor) is shown. The navigation bar includes links like HOME, CV, COURSES, PUBLICATIONS, OFFICE HOURS, ANNOUNCEMENTS, and BLOGS. The main content area features a 'Site Percentage Completion' section with a 55% progress bar and a list of tasks. Below this is a 'Courses' section where a new course named 'security' has been added. A green confirmation message states 'Course security has been created.' and notes that this course helps protect computers. The bottom section contains 'Contact Me' information and a 'Services' menu with options like Electronic Services, SMS Tawasul, ShaSha, and Forms Builder.

Fig (18) save course



Manage Courses Materials screen

From “I want” menu , user can choose (Manage My Courses Materials)

The screenshot shows the user interface of the King Saud University portal. At the top, there is a navigation bar with a settings icon, 'I Want To ..', and a 'Logout' button. Below this, the user's profile is displayed: 'hala hamdy', Engineering, Assistant Professor | qc, Address: cairo, egypt. To the right is the King Saud University logo and the text 'Faculty Websites'.

The main content area has a blue header with navigation links: HOME, CV, COURSES, PUBLICATIONS, OFFICE HOURS, ANNOUNCEMENTS, and BLOGS. Below this, the 'Manage My Courses Materials' section is highlighted. It features a 'Site Percentage Completion' widget showing 55% completion with a progress bar and a list of tasks: 'Add your BIO (5%)', 'Add your CV (20%)', 'Add Publications (15%)', and 'Add Office Hours (5%)'. There is also a 'Courses' widget showing 'security' and a 'More' button. A 'User Manual' link with a 'New' badge is also present.

At the bottom, there is a 'Contact Me' section with the email 'AppsCXXXM15' and a 'Services' section with links to 'Electronic Services', 'SMS Tawasul', 'ShaSha', and '</> Forms Builder'. The footer contains the text: 'Faculty Websites | King Saud University | Deanship of e-Transaction and Communication | Design and Development by Portal and New Media Department | Terms of Use | Copyright & Disclaimer'.

Fig (19) save course material



Create Course Material screen

Upon pressing on **(Add new +)**, “create material course “ page will be opened

The screenshot displays the 'Create Course Material' interface. At the top, a navigation bar includes a settings icon, 'I Want To ..', and a 'Logout' link. Below this, a user profile for 'hala hamdy' (Engineering Assistant Professor) is shown alongside the King Saud University logo and 'Faculty Websites' text. A main navigation menu contains links for HOME, CV, COURSES, PUBLICATIONS, OFFICE HOURS, ANNOUNCEMENTS, and BLOGS.

The main content area is divided into two columns. The left column features a 'Site Percentage Completion' section with a 55% progress bar and a list of tasks: 'Add your BIO (5%)', 'Add your CV (20%)', 'Add Publications (15%)', and 'Add Office Hours (5%)'. Below this is a 'Courses' section showing 'security' with a 'More' button, and a 'User Manual' section with a 'New' button.

The right column is titled 'Create Course Material' and contains the following fields:

- Title ***: A text input field.
- Course**: A dropdown menu currently set to 'None'.
- Body**: A rich text editor with a toolbar including options for Source, Undo, Redo, Bold, Italic, Underline, Strikethrough, Text Color, Background Color, Bulleted List, Numbered List, Indent, Outdent, Link, Unlink, and a 'Switch to plain text editor' option.
- Attachment**: A section for adding files, including a 'Browse...' button, a status 'No file selected.', an 'Upload' button, and a note that files must be less than 15 MB. Allowed file types are listed: pdf, doc, docx, ppt, pps, pptx, xls, xlsx.
- Save**: A button at the bottom of the form.

The footer contains a 'Contact Me' section with 'AppsO00M15', a 'Services' section with links for 'Electronic Services' (SMS Tawasul) and 'ShaSha' (Forms Builder), and a final line of text: 'Faculty Websites | King Saud University | Deanship of e-Transaction and Communication | Design and Development by Portal and New Media Department | Terms of Use | Copyright & Disclaimer'.

Fig (20) create course material



Save Course Material screen

After the user enter the data of the new course material , then press on **(save)** button

The screenshot shows the 'Save Course Material' screen for a user named 'hala hamdy'. The page has a dark blue header with navigation links: HOME, CV, COURSES, PUBLICATIONS, OFFICE HOURS, ANNOUNCEMENTS, and BLOGS. The user's profile is displayed on the left, including their name, title (Assistant Professor), and address (cairo, egypt). The main content area shows a 'web application security' course material being saved. A green message box indicates 'Course Material web application security has been created.' Below this, the course title 'security' is shown, followed by a description: 'web application security is an important part of user security'. There are buttons for 'View', 'Edit', 'Delete', and 'Add New'. At the bottom, there are social media sharing options (Facebook, Twitter, Google Plus, Email, LinkedIn) and a 'Like' button. The footer contains contact information and a disclaimer.

Fig (21) save course material



Manage Publications screen

From “I want “ menu , user can choose (Manage My Publications)

The screenshot shows a user profile for 'hala hamdy' (Engineering, Assistant Professor) with a navigation menu including HOME, CV, COURSES, PUBLICATIONS, OFFICE HOURS, ANNOUNCEMENTS, and BLOGS. The main content area features a 'Manage My Publications' section with an 'Add New' button. On the left sidebar, there is a 'Site Percentage Completion' widget showing 55% progress for adding BIO (5%), CV (20%), Publications (15%), and Office Hours (5%). Below this is a 'Courses' widget listing 'security' and a 'User Manual' with a 'New' tag. The footer contains contact information for 'AppsOXXM15' and a list of services: Electronic Services, SMS Tawasul, ShaSha, and Forms Builder.

Fig (22) manage publications



Create Publication screen

Upon pressing on **(Add new +)**, “create publication “ page will be opened

The screenshot shows the 'Create Publication' interface. At the top, there's a user profile for 'hala hamdy' (Engineering, Assistant Professor, qc, Address: cairo, egypt) and a 'Logout' button. The main navigation bar includes links for HOME, CV, COURSES, PUBLICATIONS, OFFICE HOURS, ANNOUNCEMENTS, and BLOGS. On the left sidebar, there's a 'Site Percentage Completion' section showing progress for BIO (5%), CV (20%), Publications (15%), and Office Hours (5%). Below this is a 'Courses' section with a 'security' link and a 'More' button. The main content area is titled 'Create Publication' and contains several form fields: 'Publication Type' (a dropdown menu), 'Publication Title' (a text input), 'Publication Year' (a text input with an example of 2014), 'Publication Work Type' (a text input with an example of Master, PhD, etc.), 'Tags' (a text input with a note to separate tags by a comma and space), 'Author' (a text input with an 'Add another item' button), 'Publication Online URL' (a text input with a note that the link title is limited to 128 characters), 'Publication Abstract' (a rich text editor with a toolbar), 'Attachment' (a section with a 'Browse' button, an 'Upload' button, and a 'Save' button). At the bottom, there's a 'Contact Me' section with a WhatsApp icon and a 'Services' section with links to 'Electronic Services', 'SMS', 'Tawassul', 'ShaSha', and 'Forms Builder'. The footer contains copyright information for King Saud University and the Deanship of e-Transactions and Communication.

Fig (23) create publication



Save publication screen

After the user enter the data of the new publication , then press on **(save)** button

The screenshot displays the 'Save publication' screen. At the top, there's a header with 'I Want To ...' and 'Logout'. Below it, the user profile for 'hala hamdy' is shown, including her title 'Engineering Assistant Professor | qc' and address 'cairo, egypt'. The navigation menu includes 'HOME', 'CV', 'COURSES', 'PUBLICATIONS', 'OFFICE HOURS', 'ANNOUNCEMENTS', and 'BLOGS'. The main content area features a 'Site Percentage Completion' section with a 70% progress bar and a list of tasks: 'Add your BIO (5%)', 'Add your CV (20%)', and 'Add Office Hours (5%)'. Below this are 'Courses' and 'Publications' sections, each with a 'More' button. The 'Publications' section lists 'web application security'. A 'User Manual' link with a 'New' badge is also present. The 'web application security' publication entry shows a success message: 'Publication web application security has been created.' Below the message, the 'Thesis' is listed as 'XXS attack'. Social sharing buttons for Facebook, Twitter, Google Plus, Email, and LinkedIn are available. The footer contains 'Contact Me' information, 'Services' (Electronic Services, SMS Tawasul, ShaSha, Forms Builder), and a disclaimer.

Fig (24) save publication



Manage My Blogs screen

From “I want “ menu , user can choose (Manage My Blogs)

The screenshot displays the 'Manage My Blogs' interface. At the top, a navigation bar includes 'HOME', 'CV', 'COURSES', 'PUBLICATIONS', 'OFFICE HOURS', 'ANNOUNCEMENTS', and 'BLOGS'. The user profile for 'hala hamdy' (Engineering, Assistant Professor) is visible in the top right. The main content area features a 'Site Percentage Completion' section with a 70% progress bar and a list of tasks: 'Add your BIO (5%)', 'Add your CV (20%)', and 'Add Office Hours (5%)'. Below this are sections for 'Courses' (listing 'security') and 'Publications' (listing 'web application security'), each with a 'More' button. A 'User Manual' link with a 'New' badge is also present. The 'Manage My Blogs' section includes an 'Add New' button. The footer contains 'Contact Me' information (AppsOXXM15) and a 'Services' section with links for 'Electronic Services', 'SMS Tawasul', 'ShaSha', and '</> Forms Builder'.

Fig (25) manage my blog



Create Blog screen

Upon pressing on **(Add new +)**, “create Blog “ page will be opened

The screenshot displays the 'Create Blog' interface. On the left sidebar, the user 'hala hamdy' is logged in. The 'Site Percentage Completion' bar shows 70% progress. The main content area is titled 'Create Blog' and includes a 'Blog Title' field with the text 'security tutorials'. Below this is a rich text editor for the 'Body' of the blog, which currently contains the text 'all files related to security field'. There are sections for adding an 'Image' and 'Attachment', each with a 'Browse...' button and an 'Upload' button. At the bottom, there is a 'Tags' field and a 'Save' button. The footer contains contact information and a list of services like 'Electronic Services' and 'SMS Tawasul'.

Fig (26) create blog



Save Blog Screen

After the user enter the data of the new Blog , then press on **(save)** button

The screenshot shows a web interface for a faculty website. At the top, there's a header with the university name in Arabic and English, and a logo. Below the header, there's a navigation bar with links: HOME, CV, COURSES, PUBLICATIONS, OFFICE HOURS, ANNOUNCEMENTS, and BLOGS. The main content area is divided into two columns. The left column contains a 'Site Percentage Completion' section with a progress bar at 70%, a 'Courses' section with a link to 'security', a 'Publications' section with a link to 'web application security', a 'Blogs' section with a link to 'security tutorials', and a 'User Manual' section with a 'New' button. The right column shows a blog entry titled 'security tutorials' with a success message: 'Blog security tutorials has been created.' Below the message, it says 'By AppsCXXXM15 on 30 Apr 2014' and 'all files related to security field'. There are also social media sharing buttons for Facebook, Twitter, Google Plus, Email, and LinkedIn. At the bottom, there's a 'Contact Me' section with an email address 'AppsCXXXM15' and a 'Services' section with links to 'Electronic Services', 'SMS Tawasul', 'ShaSha', and '</> Forms Builder'. The footer contains a disclaimer and copyright information.

Fig (27) save blog



Manage My Office Hours screen

From “I want “ menu , user can choose (Manage My office hours)

The screenshot displays the 'Manage My Office Hours' interface. At the top, the user 'hala hamdy' is logged in, with details: Engineering, Assistant Professor | qc, Address: cairo, egypt. The navigation bar includes links for HOME, CV, COURSES, PUBLICATIONS, OFFICE HOURS, ANNOUNCEMENTS, and BLOGS. The main content area is divided into several sections:

- Site Percentage Completion:** A progress bar shows 70% completion. Below it, a list of tasks: 'Add your BIO (5%)', 'Add your CV (20%)', and 'Add Office Hours (5%)'.
- Courses:** A list showing 'security' with a 'More' button.
- Publications:** A list showing 'web application security' with a 'More' button.
- Blogs:** A list showing 'security tutorials' with a 'More' button.
- User Manual:** A link labeled 'New'.

The footer section includes 'Contact Me' with the email 'AppsCXXM15' and 'Services' with links for 'Electronic Services', 'SMS Tawasul', 'ShaSha', and '</> Forms Builder'. The bottom-most footer contains copyright and disclaimer information for King Saud University.

Fig (28) manage my Office Hours



Create Office Hours Screen

Upon pressing on **(Add new +)**, “create office hours “ page will be opened

The screenshot shows the 'Create Office Hours' page for a faculty member named Hala Hamdy. The page is part of a larger dashboard with a sidebar on the left containing links to Home, CV, Courses, Publications, Office Hours, Announcements, and Blogs. The main content area is titled 'Create Office Hours' and includes a 'Site Percentage Completion' bar (70%) with a list of tasks: 'Add your BIO (5%)', 'Add your CV (20%)', and 'Add Office Hours (5%)'. Below this are sections for 'Courses' (security), 'Publications' (web application security), and 'Blogs' (security tutorials), each with a 'More' button. A 'User Manual' link with a 'New' badge is also present. The 'Create Office Hours' form itself has fields for 'Office Address' (Geddah, KSA), 'From Hour' (09:00), and 'To Hour' (05:00), with a note 'Input format: h:mm'. It also has a 'Days' section with checkboxes for Sunday, Monday, Tuesday, Wednesday, and Thursday. A 'Save' button is at the bottom of the form. The footer contains 'Contact Me' information (AppsCXXXM15) and 'Services' links (Electronic Services, SMS Tawassul, ShaSha, Forms Builder). The bottom-most footer contains copyright and disclaimer information.

Fig (29) create Office Hours



Save Office Hours Screen

After the user enter the data of the new Blog , then press on **(save)** button

The screenshot shows the 'Save Office Hours' screen for a user named 'hala hamdy'. The interface includes a top navigation bar with 'HOME', 'CV', 'COURSES', 'PUBLICATIONS', 'OFFICE HOURS', 'ANNOUNCEMENTS', and 'BLOGS'. The main content area displays a confirmation message: 'Office Hours Geddah, KSA has been created.' Below this, the office hours details are shown: 'From Hour: 9:00', 'To Hour: 5:00', and 'Days: Sunday, Monday, Tuesday, Wednesday'. The left sidebar contains sections for 'Site Percentage Completion' (75%), 'Courses' (security), 'Publications' (web application security), and 'Blogs' (security tutorials). The bottom section includes 'Contact Me', 'Office Hours' details, and 'Services' (Electronic Services, SMS Tawasul, ShaSha, Forms Builder). The footer contains copyright and disclaimer information.

Fig (30) Save Office Hours

Manage My Announcements screen

From “I want ” menu , user can choose **(Manage My Announcements)**

The screenshot displays the 'Manage My Announcements' interface. At the top, the user is logged in as 'hala hamdy', an Assistant Professor in Engineering. The navigation bar includes links for HOME, CV, COURSES, PUBLICATIONS, OFFICE HOURS, ANNOUNCEMENTS, and BLOGS. The left sidebar features several widgets: 'Site Percentage Completion' (75%), 'Courses' (security), 'Publications' (web application security), 'Blogs' (security tutorials), and a 'User Manual' with a 'New' badge. The main content area, titled 'Manage My Announcements', contains an 'Add New' button. The footer section includes 'Contact Me' (AppsCXXM15), 'Office Hours' (9:00 to 5:00, Sunday to Wednesday, Geddah, KSA), and 'Services' (Electronic Services, SMS Tawasul, ShaSha, and Forms Builder).

Fig (31) manage my announcement



Create Announcement screen

Upon pressing on **(Add new +)**, “create announcement” page will be opened

hala hamdy
 Engineering
 Assistant Professor | qc
 Address: cairo, egypt

جامعة الملك سعود
 King Saud University
 Faculty Websites

HOME CV COURSES PUBLICATIONS OFFICE HOURS ANNOUNCEMENTS BLOGS

Site Percentage Completion
 75%
 • Add your BIO (5%)
 • Add your CV (20%)

Courses
 • security [More](#)

Publications
 • web application security [More](#)

Blogs
 • security tutorials [More](#)

User Manual **New**

Create Announcement

Title *

Details *

Source

Format

Switch to plain text editor

Attachment

Add a new file

Browse No file selected. Upload

Files must be less than 15 MB.

Allowed file types: pdf doc docx ppt pps pptx xls xlsx

Save

Contact Me
 AppsOXXM15

Office Hours
 From: 9:00 To: 5:00
 Sunday, Monday, Tuesday, Wednesday
 Geddah, KSA [More](#)

Services
 Electronic Services SMS Tawasul
 ShaSha </> Forms Builder

Faculty Websites | King Saud University Deanship of e-Transaction and Communication . Design and Development by Portal and New Media Department . Terms of Use | Copyright & Disclaimer

Fig (32) create announcement



Save Announcement screen

After the user enter the data of the new announcement, then press on **(save)** button

The screenshot shows a user profile for 'hala hamdy' (Assistant Professor | qc) with a bio and address. The main content area is titled 'new seminar' and displays a success message: 'Announcement new seminar has been created.' Below this, there is a social sharing section with buttons for Facebook, Twitter, Google Plus, Email, and LinkedIn. The left sidebar contains links to 'Site Percentage Completion' (75%), 'Courses' (security), 'Publications' (web application security), 'Blogs' (security tutorials), and 'Announcements' (new seminar). The footer includes contact information, office hours, and services.

Fig (33) save announcement



Manage My Custom Pages Screen

From “I want “ menu , user can choose (**Manage My Custom Pages**)

The screenshot displays the 'Manage My Custom Pages' interface. At the top, the user 'hala hamdy' is logged in, with details: Engineering, Assistant Professor | qc, Address: cairo, egypt. The navigation bar includes links for HOME, CV, COURSES, PUBLICATIONS, OFFICE HOURS, ANNOUNCEMENTS, and BLOGS. The main content area is divided into a sidebar and a central panel. The sidebar contains sections for Site Percentage Completion (75%), Courses (security), Publications (web application security), Blogs (security tutorials), and Announcements (new seminar). The central panel is titled 'Manage My Custom Pages' and features an 'Add New' button. The footer includes contact information (AppsOXXM15), office hours (9:00 to 5:00, Sunday, Monday, Tuesday, Wednesday, Geddah, KSA), and services (Electronic Services, SMS Tawasul, ShaSha, Forms Builder).

Fig (34) manage my custom page



Create Custom Page screen

Upon pressing on **(Add new +)**, “create custom page “ page will be opened

The screenshot shows the 'Create Custom Page' interface. At the top, there's a header with a user profile for 'hala hamdy' (Engineering, Assistant Professor) and navigation links like 'HOME', 'CV', 'COURSES', etc. The main content area is divided into a left sidebar and a main editor. The sidebar contains sections for 'Site Percentage Completion' (75%), 'Courses' (security), 'Publications' (web application security), 'Blogs' (security tutorials), and 'Announcements' (new seminar). The main editor has a 'Title' field, a 'Show In Side Menu' toggle (set to Yes), a rich text editor with a toolbar, and an 'Attachment' section with a 'Browse...' button and an 'Upload' button. Below the attachment section is a 'Save' button. The footer contains contact information, office hours, and services.

Fig (35) create custom page



Save Custom Page screen

After the user enter the data of the new custom page , then press on **(save)** button

The screenshot displays the 'Save Custom Page' interface. At the top, there's a user profile for 'hala hamdy' (Assistant Professor | qc, Address: cairo, egypt) and the King Saud University logo. A navigation bar includes links like HOME, CV, COURSES, PUBLICATIONS, OFFICE HOURS, ANNOUNCEMENTS, and BLOGS. The main content area features a 'researches' section with a success message: 'Custom Page researches has been created.' Below this, there are social media sharing options (Share, Tweet, googleplus, Email, +1, Like). On the left sidebar, there are sections for 'Site Percentage Completion' (75%), 'Courses' (security), 'Publications' (web application security), 'Blogs' (security tutorials), and 'Announcements' (new seminar). The footer contains contact information, office hours, and services.

Fig (36) save custom page



Faculty Settings Screen- site color

From “I want “ menu , user can choose (*Edit my site look and feel*)

The screenshot displays the 'Faculty Settings' interface for a user named Hala Hamdy. The interface includes a top navigation bar with 'HOME', 'CV', 'COURSES', 'PUBLICATIONS', 'OFFICE HOURS', 'ANNOUNCEMENTS', and 'BLOGS'. On the left, there are sections for 'Site Percentage Completion' (75%), 'Courses' (security), 'Publications' (web application security), 'Blogs' (security tutorials), and 'Announcements' (new seminar). The main content area is titled 'Faculty Settings' and features a 'Site Color' section with a grid of color swatches. A 'Save configuration' button is located below the color swatches. The footer contains 'Contact Me' (AppsOXXM15), 'Office Hours' (9:00 to 5:00, Sunday, Monday, Tuesday, Wednesday, Geddah, KSA), and 'Services' (Electronic Services, SMS Tawassul, ShaSha, </> Forms Builder).

Fig (37) site color



Faculty Settings screen – site language

From “*Edit my site look and feel*” page (faculty settings) , press on (site language)

The screenshot displays the 'Faculty Settings' interface. At the top, a header bar includes a settings icon, 'I Want To ...', and a 'Logout' button. Below this, a profile section for 'hala hamdy' (Engineering, Assistant Professor) is shown alongside the King Saud University logo and 'Faculty Websites' text. A navigation menu contains links for HOME, CV, COURSES, PUBLICATIONS, OFFICE HOURS, ANNOUNCEMENTS, and BLOGS. The main content area is divided into two columns. The left column features several widgets: 'Site Percentage Completion' (75%), 'researches', 'Courses' (security), 'Publications' (web application security), 'Blogs' (security tutorials), 'Announcements' (new seminar), and a 'User Manual' link with a 'New' badge. The right column, titled 'Faculty Settings', contains a 'Site Color' selector, a 'Site Language' section with radio buttons for 'English' (selected) and 'Arabic', and a list of settings including 'Main Menu', 'Personal Photo', 'Home Contents', and 'Side Section Contents'. A 'Save configuration' button is located at the bottom of this section. The footer area includes 'Contact Me' (AppsCXXM15), 'Office Hours' (9:00 to 5:00, Sunday-Wednesday, Geddah, KSA), and 'Services' (Electronic Services, SMS Tawasul, ShaSha, Forms Builder). The bottom-most footer contains copyright and disclaimer information.

Fig (38) site language



Faculty Settings screen – main menu

From “**Edit my site look and feel**” page (faculty settings) , press on **(main menu)**

The screenshot displays the 'Faculty Settings' interface. At the top, a header bar includes a settings icon, 'I Want To ..', and a 'Logout' button. Below this, a user profile section for 'hala hamdy' (Engineering, Assistant Professor) is shown. A navigation bar contains links: HOME, CV, COURSES, PUBLICATIONS, OFFICE HOURS, ANNOUNCEMENTS, and BLOGS. The main content area is divided into two columns. The left column features a 'Site Percentage Completion' bar at 75%, followed by sections for 'researches', 'Courses' (with a 'More' button), 'Publications' (with a 'More' button), 'Blogs' (with a 'More' button), 'Announcements' (with a 'More' button), and a 'User Manual' link with a 'New' badge. The right column, titled 'Faculty Settings', contains a table of configuration options: 'Site Color', 'Site Language', 'Main Menu', 'Personal Photo', 'Home Contents', 'Side Section Contents', 'Show Courses Link', 'Show Publications Link', 'Show Office Hours Link', 'Show Announcements Link', and 'Show Blogs Link'. Each option has a 'Yes' or 'No' radio button. A 'Save configuration' button is located at the bottom of the settings table. The footer section includes 'Contact Me' (with an email icon and 'AppsCXXM15'), 'Office Hours' (listing times and location), and 'Services' (with buttons for 'Electronic Services', 'SMS Tawasul', 'ShaSha', and '</> Forms Builder'). The bottom-most footer contains copyright and disclaimer information.

Fig (39) main menu



Faculty Settings screen – Personal photo

From “**Edit my site look and feel**” page (faculty settings) , press on **(Personal photo)**

The screenshot displays the 'Faculty Settings' interface for a user named 'hala hamdy'. The interface includes a top navigation bar with links like HOME, CV, COURSES, PUBLICATIONS, OFFICE HOURS, ANNOUNCEMENTS, and BLOGS. On the left, there are several widgets: 'Site Percentage Completion' (75%), 'Courses' (security), 'Publications' (web application security), 'Blogs' (security tutorials), 'Announcements' (new seminar), and 'User Manual' (New). The main content area is titled 'Faculty Settings' and contains a 'Show Faculty Photo' section with 'Yes' and 'No' radio buttons. Below this is a 'Save configuration' button. The footer section includes 'Contact Me' (AppsCXXM15), 'Office Hours' (9:00 to 5:00, Sunday, Monday, Tuesday, Wednesday, Geddah, KSA), and 'Services' (Electronic Services, SMS Tawusul, ShaSha, </> Forms Builder).

Fig (40) personal photo



Faculty Settings screen – Home contents

From “**Edit my site look and feel**” page (faculty settings) , press on **(Home contents**

The screenshot displays the 'Faculty Settings' interface for a user named 'hala hamdy'. The interface is divided into several sections:

- Header:** Includes a navigation bar with 'HOME', 'CV', 'COURSES', 'PUBLICATIONS', 'OFFICE HOURS', 'ANNOUNCEMENTS', and 'BLOGS'. The user's profile information is shown, including their name, title (Assistant Professor), and address.
- Site Percentage Completion:** A progress bar shows 75% completion. Tasks include 'Add your BIO (5%)' and 'Add your CV (20%)'.
- Home Contents:** A central panel for configuring the home page. It includes:
 - Site Color:** A dropdown menu.
 - Site Language:** A dropdown menu.
 - Main Menu:** A dropdown menu.
 - Personal Photo:** A dropdown menu.
 - Home Contents:** A section with radio buttons for 'Show Announcement', 'Show Latest Courses', 'Show Latest Publications', and 'Show Latest Blogs'.
 - Side Section Contents:** A section with radio buttons for 'Show Latest Courses', 'Show Latest Publications', and 'Show Latest Blogs'.
- Footer:** Contains contact information, office hours, and services. The footer also includes a disclaimer: 'Faculty Websites | King Saud University | Deanship of e-Transaction and Communication . Design and Development by Portal and New Media Department . Terms of Use | Copyright & Disclaimer'.

Fig (41) Home contents



Faculty Settings screen – Side section contents

From “*Edit my site look and feel*” page (faculty settings) , press on **(Side section contents)**

The screenshot displays the 'Faculty Settings' interface. At the top, there's a header with a user profile for 'hala hamdy', an Assistant Professor in Engineering, with a bio and address. Navigation tabs include HOME, CV, COURSES, PUBLICATIONS, OFFICE HOURS, ANNOUNCEMENTS, and BLOGS. The main content area is divided into two columns. The left column shows 'Site Percentage Completion' at 75%, with tasks like 'Add your BIO (5%)' and 'Add your CV (20%)'. Below this are sections for 'researches', 'Courses' (with 'security' listed), 'Publications' (with 'web application security' listed), 'Blogs' (with 'security tutorials' listed), and 'Announcements' (with 'new seminar' listed). A 'User Manual' link with a 'New' badge is at the bottom. The right column, titled 'Faculty Settings', contains a list of settings: 'Site Color', 'Site Language', 'Main Menu', 'Personal Photo', 'Home Contents', and 'Side Section Contents'. Each setting has a corresponding 'Show [Section Name] List Block' toggle with 'Yes' and 'No' radio buttons. The 'Side Section Contents' toggle is currently set to 'Yes'. A 'Save configuration' button is at the bottom of the settings panel. The footer contains 'Contact Me' (AppsCXXM15), 'Office Hours' (9:00 to 5:00, Sunday to Wednesday, Geddah, KSA), and 'Services' (Electronic Services, SMS Tawasil, ShaSha, </> Forms Builder). The bottom-most footer contains copyright and disclaimer information.

Fig (42) side section contents



Faculty Settings screen –Save configuration

From “*Edit my site look and feel*” page (faculty settings) , press on **(Save configuration)**

The screenshot displays the 'Faculty Settings' interface. At the top, a navigation bar includes a gear icon, 'I Want To ...', and a 'Logout' link. Below this, a user profile for 'hala hamdy' (Engineering, Assistant Professor | qc, Address: cairo, egypt) is shown alongside the King Saud University logo and 'Faculty Websites' text. A main navigation menu lists: HOME, CV, COURSES, PUBLICATIONS, OFFICE HOURS, ANNOUNCEMENTS, and BLOGS.

The main content area is divided into two columns. The left column contains several widgets: 'Site Percentage Completion' (75%), 'researches', 'Courses' (security), 'Publications' (web application security), 'Blogs' (security tutorials), and 'Announcements' (new seminar). The right column is titled 'Faculty Settings' and features a green success message: 'The configuration options have been saved.' Below this, there are color selection options for 'Site Color', 'Site Language', 'Main Menu', 'Personal Photo', 'Home Contents', and 'Side Section Contents'. A 'Save configuration' button is located at the bottom of the settings section.

The footer section includes 'Contact Me' (AppsCXXXM15), 'Office Hours' (From: 9:00 To: 5:00, Sunday, Monday, Tuesday, Wednesday, Geddah, KSA), and 'Services' (Electronic Services, SMS Tawasul, ShaSha, </> Forms Builder). The bottom-most footer contains copyright and disclaimer information for King Saud University and the Deanship of e-Transaction and Communication.



Logout

Press on (logout)

The screenshot displays a faculty website for Hala Hamdy, an Assistant Professor in Engineering at King Saud University. The header includes the university's name in Arabic and English, the faculty's name, and a logo. A navigation bar lists: HOME, CV, COURSES, PUBLICATIONS, OFFICE HOURS, ANNOUNCEMENTS, and BLOGS. The main content area is divided into several sections: a sidebar with links to researches, courses (security), publications (web application security), blogs (security tutorials), and announcements (new seminar); a central text area stating the website's purpose and featuring an announcement for a new seminar dated Wednesday, April 30, 2014; and a detailed view of the 'security' course. The footer contains contact information (AppsCXXM15), office hours (9:00 to 5:00 on Sundays, Mondays, Tuesdays, and Wednesdays in Geddah, KSA), and a list of services including Electronic Services, SMS Tawasil, ShaSha, and Forms Builder. A disclaimer at the bottom credits the design and development to the Portal and New Media Department.

Fig (44) logout