



كلية الهندسة
جامعة الملك سعود

King Saud University
College Of Engineering



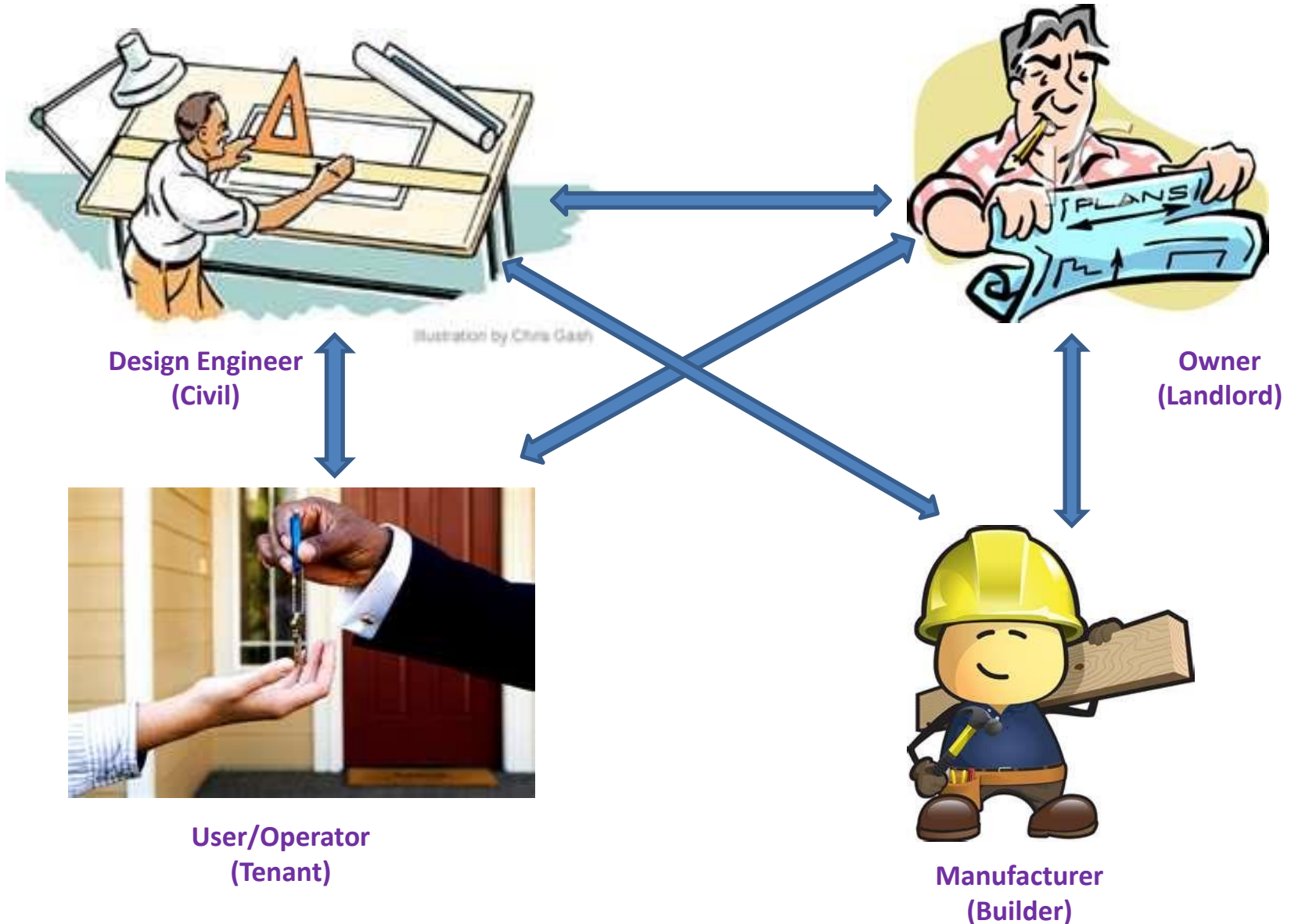
GE105: Introduction to Engineering Design

Need Analysis

Dr. Mohammed A. Khamis

October 19, 2014

The Role Of The Design Engineer *in a civil engineering context*



Design Process

Customer needs a solution to a problem

Requirement analysis

System Design
(Conceptual Design + Preliminary Design)

Detailed design and test

System integration and product test

Properly functioning system



Requirement analysis

Requirement Analysis is usually done by upper management

Customer needs a solution to a problem

Assess needs

Statement of problem

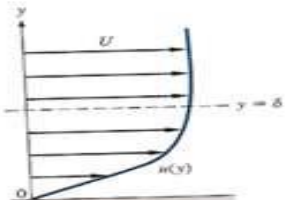
Specify design requirements

Requirement specifications

An approximation for the boundary-layer shape in Figs. 1.6b and P1.51 is the formula

$$u(y) = U \sin\left(\frac{\pi y}{2\delta}\right), \quad 0 \leq y \leq \delta$$

where U is the stream velocity far from the wall and δ is the boundary layer thickness, as in Fig. P1.51. If the fluid is helium at 20°C and 1 atm, and if $U = 10.8$ m/s and $\delta = 3$ cm, use the formula to (a) estimate the wall shear stress τ_w in Pa, and (b) find the position in the boundary layer where τ is one-half of τ_w .



P1.51

Exam Problem Definition



So What are my Requirements?

Requirement Analysis

Customer needs a solution to a problem



Assess needs



Statement of problem



Specify design requirements




Requirement specifications



What Do I Need?!

Needs Assessment

- The aim is not to solve the problem but to understand what the problem is.
 - What does this client want?
 - What is the problem that the design is to solve?
- The objectives (goals) and constraints of the problem should be identified.
 - Objectives: summary of the needs that the design is to satisfy.
 - Constraints: the design must satisfy (takes logical values, 0 or 1, helps to decide acceptable or not)



Whose my Neighbor?!



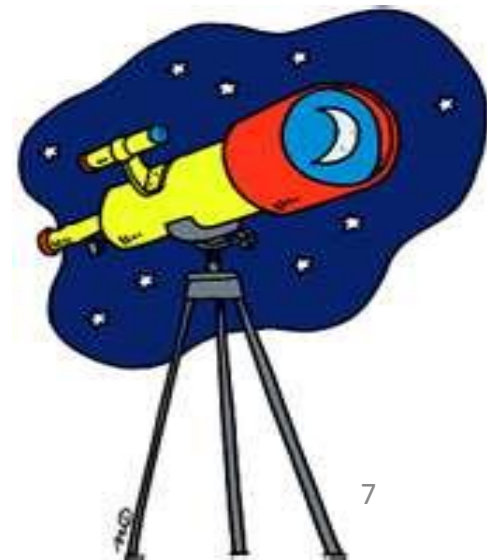
Human Target!



Constraints!⁶

How to Assess Needs? (1/2)

- Question the customer
 - To define the design problem
 - To understand budget and schedule constraints
 - Reliability and maintenance constraints
- Explore resources
 - Expertise (knowledge and experience)
 - Technical literature (books, journals, www)
 - Measurement and testing equipments (equipment suppliers)
 - Similar designs (competitors, patent search)



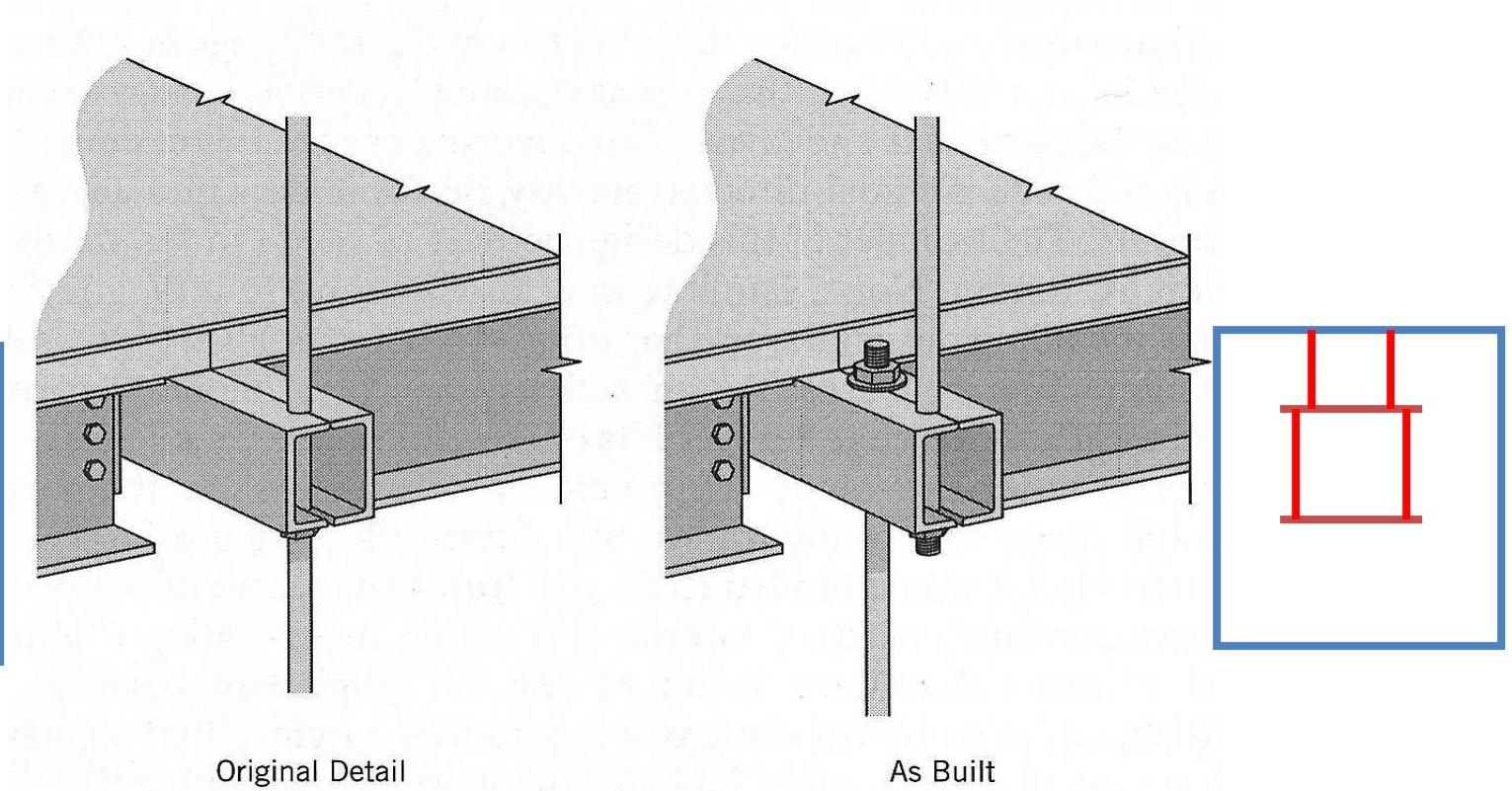
How to Assess Needs? (2/2)

- Search legal and regulatory restrictions
 - Allocation of frequency bands
 - Restriction on tower heights
 - Environmental impacts
 - Safety
- Manufacturability issues



Importance of Manufacturability and Communication

A miscommunication within a building construction team lead to this accident due to the wrongful interpretation of the design.



Second floor collapsed, 114 people died

Requirement Analysis



Homer: Oh my God, I'm gonna be eaten alive by a *SHARK!*

The SHAARK: Oh my God, Homer Simpson is gonna land on my head!!

Customer needs a solution to a problem



Assess needs



Statement of problem



Specify design requirements



Requirement specifications

Statement of the Problem (1/3)

- In the language of the customer, normally straightforward, non technical and non quantifiable (measurable).



When Asked to Write a Problem Statement, you should...

Problem Statement: Re-write the original problem in your own words without using highly technical terms.

(as if it's the language of the customer)

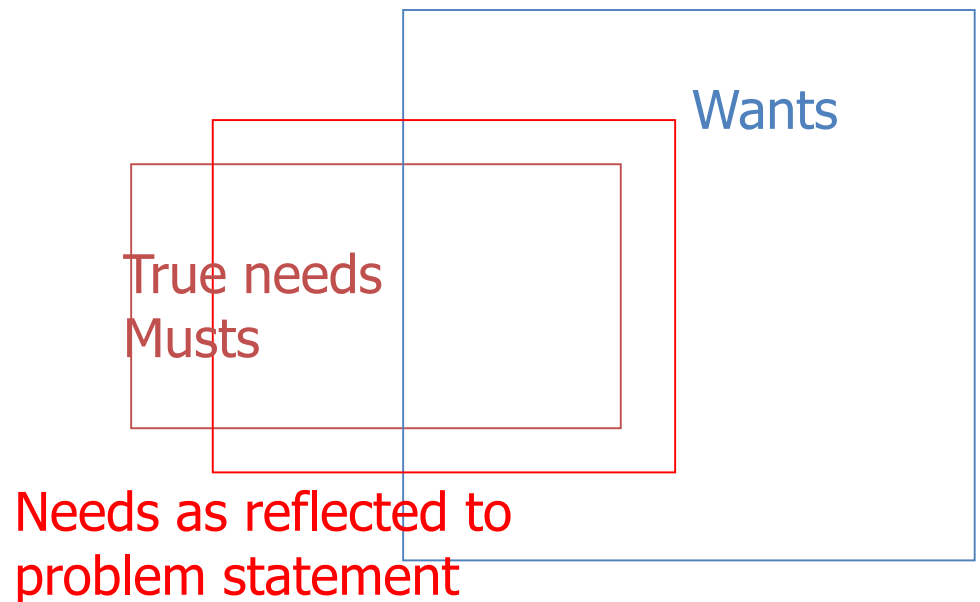
The problem statement paragraph should be at least 3-5 lines long!

Statement of the Problem (2/3)

- Tools that help
 - Question the customer
 - Differentiate Needs and Wants

Most times the customer himself does not know what he wants exactly nor what is tangible (realistic) in his case and

the engineer therefore needs to clarify the situation...

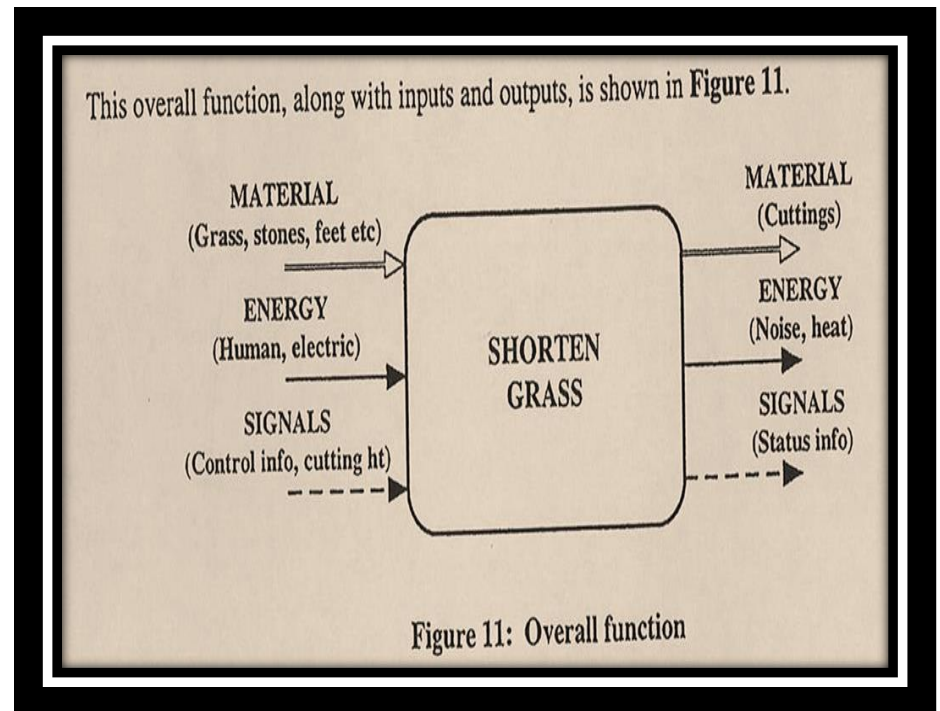


Statement of the Problem (3/3)

- Make Input/Output Analysis
- Preview the user interface and operation of the device




Internet User Interface



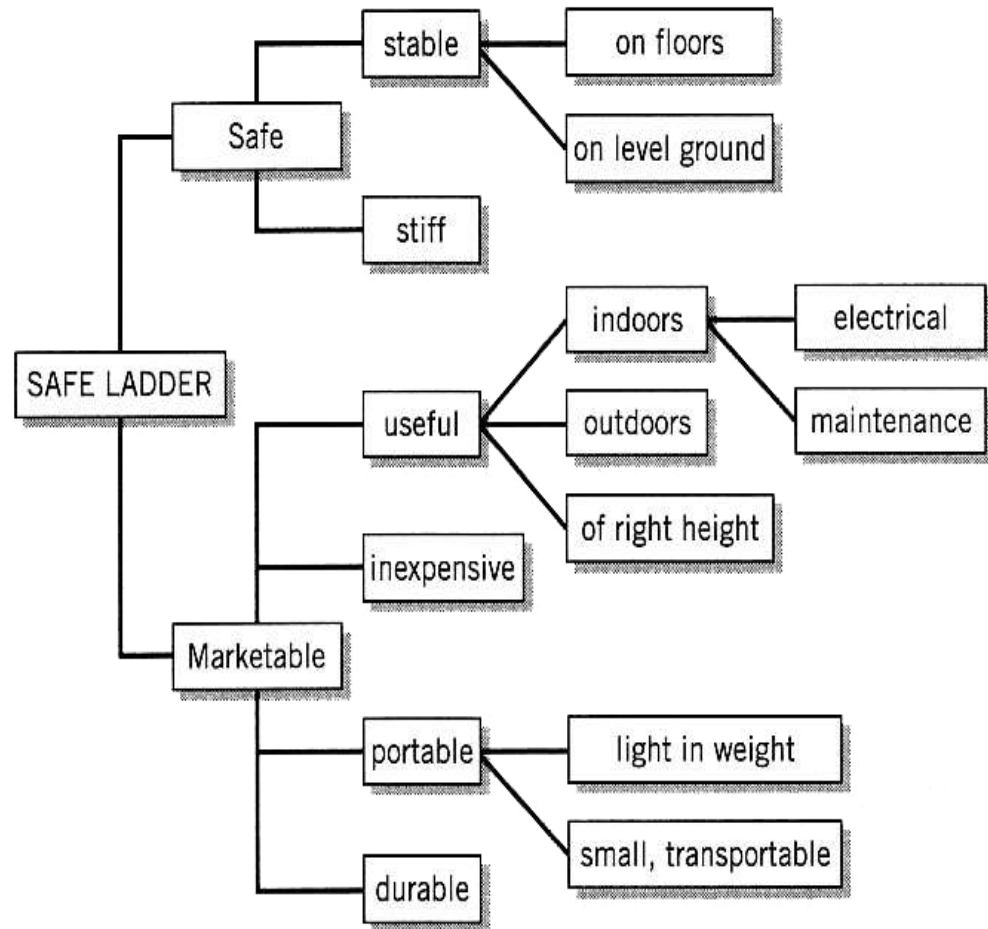
Discussion (assignment)

Vacuum Cleaner



Objective Trees

- Make a list of objectives according to the assessed needs and restrictions
- Group the relevant objectives
- Form a hierarchical tree structure



Example Objectives Tree for a Safe Ladder