

Table of t - Distribution

	0.95
14	1.761

$t_{0.95} = 1.761$

(b) The t-value that leaves an area of 0.05 to the right is

$$t_{0.05} = -t_{1-0.05} = -t_{0.95} = -1.761$$

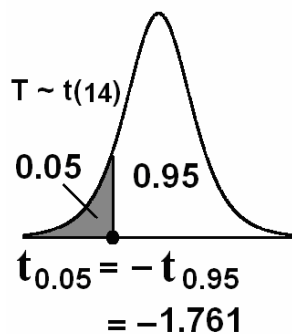


Table of t - Distribution

	0.05
14	-1.761

$t_{0.05} = -1.761$

**Note:** Some t-tables contain values of  $\alpha$  that are greater than or equal to 0.90. When we search for small values of  $\alpha$  in these tables, we may use the fact that:

$$t_{1-\alpha} = -t_{\alpha}$$

### Example:

For  $v = 10$  degrees of freedom (df), find  $t_{0.93}$  and  $t_{0.07}$ .

### Solution:

$$t_{0.93} = (1.372 + 1.812)/2 = 1.592 \quad (\text{from the table})$$

$$t_{0.07} = -t_{1-0.07} = -t_{0.93} = -1.592 \quad (\text{using the rule: } t_{1-\alpha} = -t_{\alpha})$$

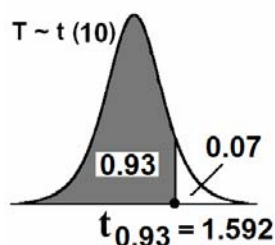
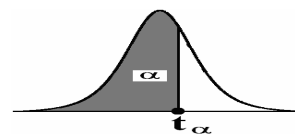


Table of t - Distribution

	0.90	0.95
10	1.372	1.812

$$t_{0.93} = \frac{1.372 + 1.812}{2} = 1.592$$

### Critical Values of the $t$ -distribution ( $t_\alpha$ )



$v=df$	$t_{0.90}$	$t_{0.95}$	$t_{0.975}$	$t_{0.99}$	$t_{0.995}$
1	3.078	6.314	12.706	31.821	63.657
2	1.886	2.920	4.303	6.965	9.925
3	1.638	2.353	3.182	4.541	5.841
4	1.533	2.132	2.776	3.747	4.604
5	1.476	2.015	2.571	3.365	4.032
6	1.440	1.943	2.447	3.143	3.707
7	1.415	1.895	2.365	2.998	3.499
8	1.397	1.860	2.306	2.896	3.355
9	1.383	1.833	2.262	2.821	3.250
10	1.372	1.812	2.228	2.764	3.169
11	1.363	1.796	2.201	2.718	3.106
12	1.356	1.782	2.179	2.681	3.055
13	1.350	1.771	2.160	2.650	3.012
14	1.345	1.761	2.145	2.624	2.977
15	1.341	1.753	2.131	2.602	2.947
16	1.337	1.746	2.120	2.583	2.921
17	1.333	1.740	2.110	2.567	2.898
18	1.330	1.734	2.101	2.552	2.878
19	1.328	1.729	2.093	2.539	2.861
20	1.325	1.725	2.086	2.528	2.845
21	1.323	1.721	2.080	2.518	2.831
22	1.321	1.717	2.074	2.508	2.819
23	1.319	1.714	2.069	2.500	2.807
24	1.318	1.711	2.064	2.492	2.797
25	1.316	1.708	2.060	2.485	2.787
26	1.315	1.706	2.056	2.479	2.779
27	1.314	1.703	2.052	2.473	2.771
28	1.313	1.701	2.048	2.467	2.763
29	1.311	1.699	2.045	2.462	2.756
30	1.310	1.697	2.042	2.457	2.750
35	1.3062	1.6896	2.0301	2.4377	2.7238
40	1.3030	1.6840	2.0210	2.4230	2.7040
45	1.3006	1.6794	2.0141	2.4121	2.6896
50	1.2987	1.6759	2.0086	2.4033	2.6778
60	1.2958	1.6706	2.0003	2.3901	2.6603
70	1.2938	1.6669	1.9944	2.3808	2.6479
80	1.2922	1.6641	1.9901	2.3739	2.6387
90	1.2910	1.6620	1.9867	2.3685	2.6316
100	1.2901	1.6602	1.9840	2.3642	2.6259
120	1.2886	1.6577	1.9799	2.3578	2.6174
140	1.2876	1.6558	1.9771	2.3533	2.6114
160	1.2869	1.6544	1.9749	2.3499	2.6069
180	1.2863	1.6534	1.9732	2.3472	2.6034
200	1.2858	1.6525	1.9719	2.3451	2.6006
$\infty$	1.282	1.645	1.960	2.326	2.576