



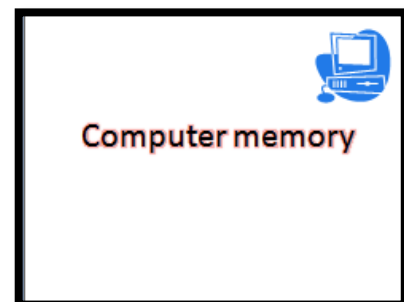
Name: ID:

Create a new Power Point file under your name then do the following:

1. **in the slide master view** insert a clip art in the top of each slide

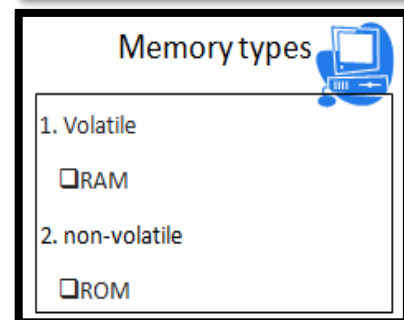
2. **First slide :**

- Layout : title slide
- Add a glow effect to the title text
- apply an entrance And exit animation to the title.



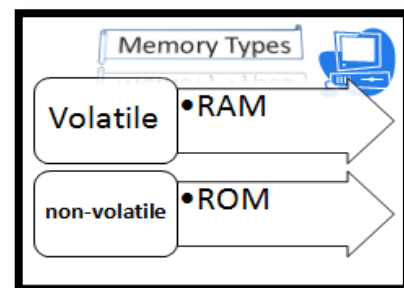
3. **Second slide:**

- Layout : title and content slide
- Add green border with size 3 to the text box
- Apply the Bulleted and Numbering to the text



4. **Third slide :**

- Layout : blank
- Insert smart art as shown
- insert a shape and the title "computer memory " to it



5. **Apply transition animation to all slides.**

Add a date, page number and your name as a footer at the bottom of all slides

GOOD LUCK ☺