



College of Computer and Information Sciences  
Department of Computer Science

**CSC 220: Computer Organization**

# Unit1

# Number Systems

## Decimal review

---

- Decimal numbers consist of digits from 0 to 9, each with a weight.

1	6	2	.	3	7	5	digits
$10^2$	$10^1$	$10^0$		$1/10$	$1/100$	$1/1000$	weights

- Notice that the weights are all powers of the base, which is 10.

1	6	2	.	3	7	5	digits
$10^2$	$10^1$	$10^0$		$10^{-1}$	$10^{-2}$	$10^{-3}$	weights

- To find the decimal value of a number, you can multiply each digit by its weight and sum the products:

$$(1 \times 10^2) + (6 \times 10^1) + (2 \times 10^0) + (3 \times 10^{-1}) + (7 \times 10^{-2}) + (5 \times 10^{-3}) = 162.375$$

# Common Number Systems

System	Base	Symbols	Used by humans?	Used in computers?
Decimal	10	0, 1, ... 9	Yes	No
Binary	2	0, 1	No	Yes
Octal	8	0, 1, ... 7	No	No
Hexa-decimal	16	0, 1, ... 9, A, B, ... F	No	No

# Quantities/Counting (1 of 3)

Decimal	Binary	Octal	Hexa- decimal
0	0	0	0
1	1	1	1
2	10	2	2
3	11	3	3
4	100	4	4
5	101	5	5
6	110	6	6
7	111	7	7

# Quantities/Counting (2 of 3)

Decimal	Binary	Octal	Hexa- decimal
8	1000	10	8
9	1001	11	9
10	1010	12	A
11	1011	13	B
12	1100	14	C
13	1101	15	D
14	1110	16	E
15	1111	17	F

# Quantities/Counting (3 of 3)

Decimal	Binary	Octal	Hexa- decimal
16	10000	20	10
17	10001	21	11
18	10010	22	12
19	10011	23	13
20	10100	24	14
21	10101	25	15
22	10110	26	16
23	10111	27	17

Etc.

# Binary numbers

- **Binary**, or **base 2**, numbers consist of only the digits 0 and 1. The weights are now powers of 2.
- For example, consider the binary number **1101.01**:

1    1    0    1    .    0    1    binary digits, or **bits**  
2<sup>3</sup>   2<sup>2</sup>   2<sup>1</sup>   2<sup>0</sup>       2<sup>-1</sup>   2<sup>-2</sup>   weights in decimal

- The decimal value of **1101.01** is computed just like before:

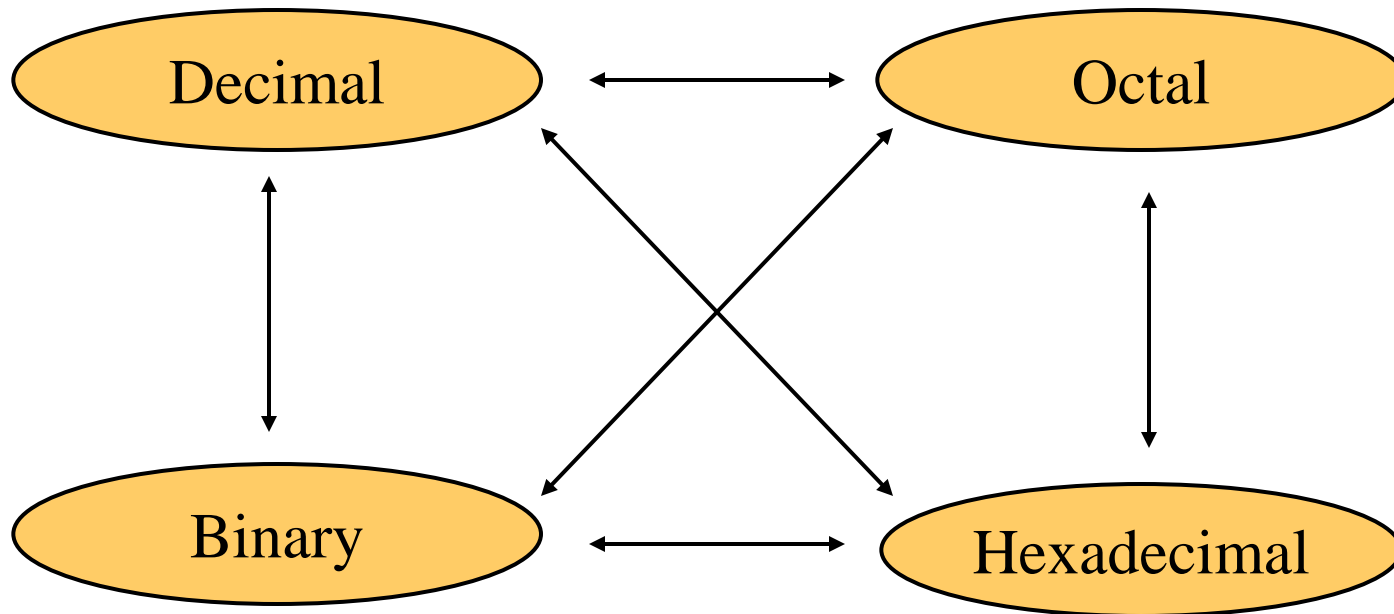
$$(1 \times 2^3) + (1 \times 2^2) + (0 \times 2^1) + (1 \times 2^0) + (0 \times 2^{-1}) + (1 \times 2^{-2}) = \\ 8 + 4 + 0 + 1 + 0 + 0.25 = 13.25$$

## Some powers of 2

2 <sup>0</sup> = 1	2 <sup>4</sup> = 16	2 <sup>8</sup> = 256
2 <sup>1</sup> = 2	2 <sup>5</sup> = 32	2 <sup>9</sup> = 512
2 <sup>2</sup> = 4	2 <sup>6</sup> = 64	2 <sup>10</sup> = 1024
2 <sup>3</sup> = 8	2 <sup>7</sup> = 128	

# Conversion Among Bases

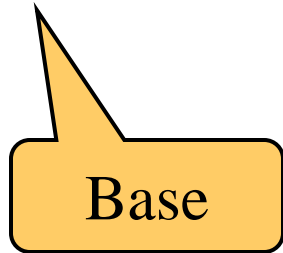
- The possibilities:



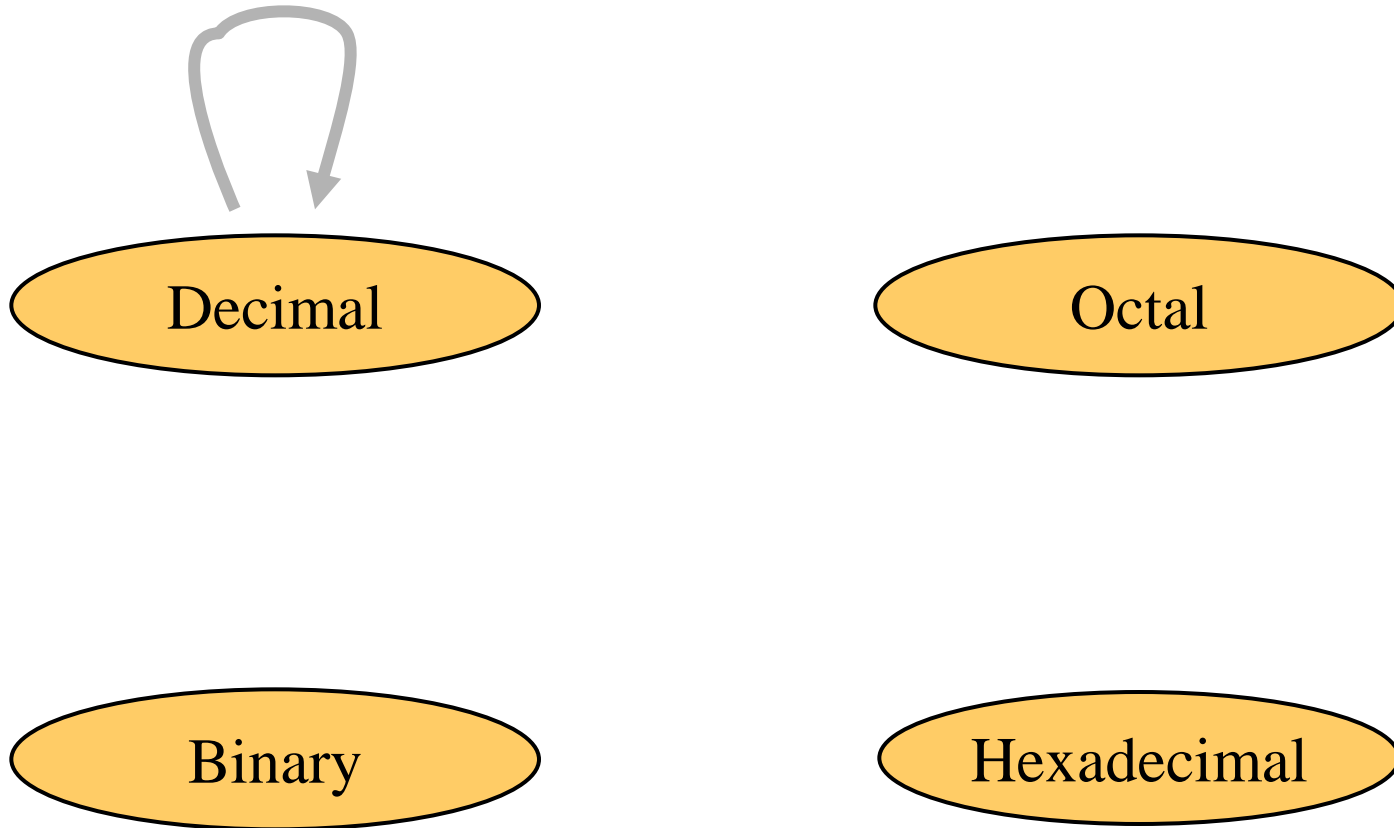


# Quick Example

$$25_{10} = 11001_2 = 31_8 = 19_{16}$$



# Decimal to Decimal (just for fun)

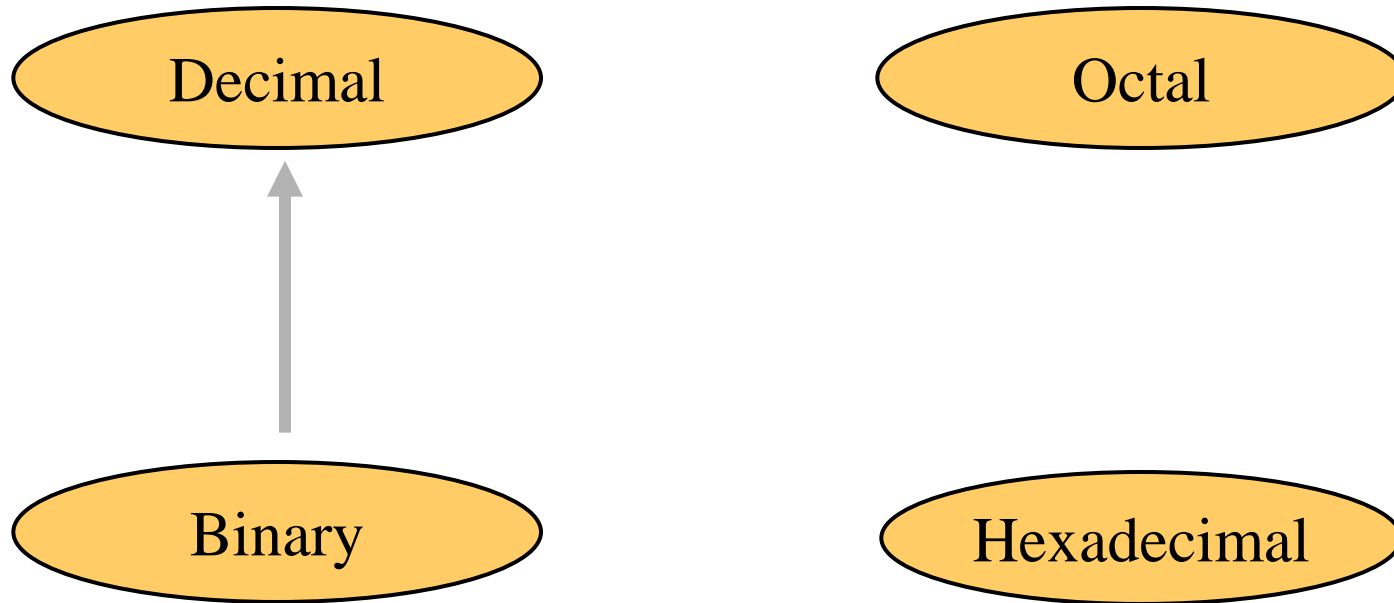


$$125_{10} \Rightarrow \begin{array}{r} 5 \times 10^0 = 5 \\ 2 \times 10^1 = 20 \\ 1 \times 10^2 = 100 \\ \hline 125 \end{array}$$

Weight

Base

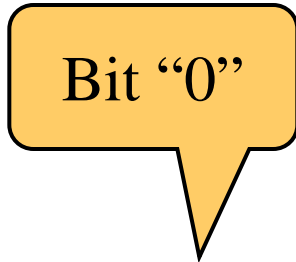
# Binary to Decimal



# Binary to Decimal

- Technique
  - Multiply each bit by  $2^n$ , where  $n$  is the “weight” of the bit
  - The weight is the position of the bit, starting from 0 on the right
  - Add the results

# Example



$101011_2 \Rightarrow$

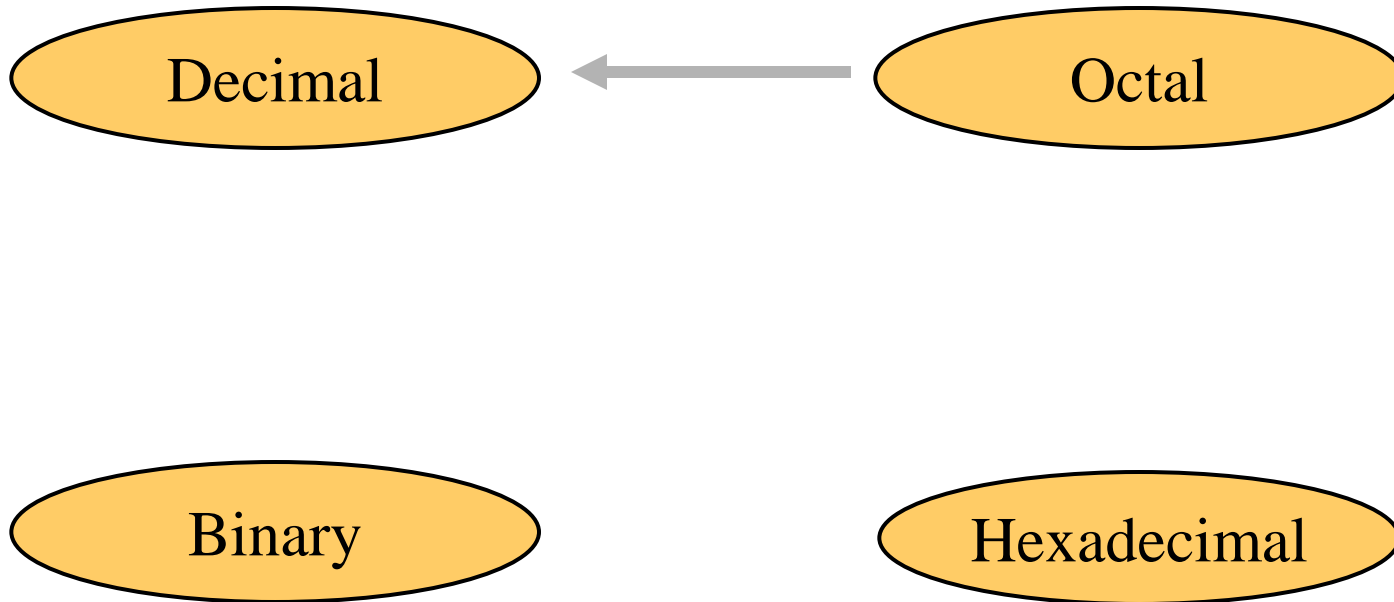
1	x	$2^0$	=	1
1	x	$2^1$	=	2
0	x	$2^2$	=	0
1	x	$2^3$	=	8
0	x	$2^4$	=	0
1	x	$2^5$	=	32
				<hr/>
				$43_{10}$

# Converting Binary to Decimal

*What is the decimal equivalent of the binary number 1101110?*

$$\begin{aligned} & 1 \times 2^6 = 1 \times 64 = 64 \\ + & 1 \times 2^5 = 1 \times 32 = 32 \\ + & 0 \times 2^4 = 0 \times 16 = 0 \\ + & 1 \times 2^3 = 1 \times 8 = 8 \\ + & 1 \times 2^2 = 1 \times 4 = 4 \\ + & 1 \times 2^1 = 1 \times 2 = 2 \\ + & 0 \times 2^0 = 0 \times 1 = 0 \\ & = 110 \text{ in base } 10 \end{aligned}$$

# Octal to Decimal





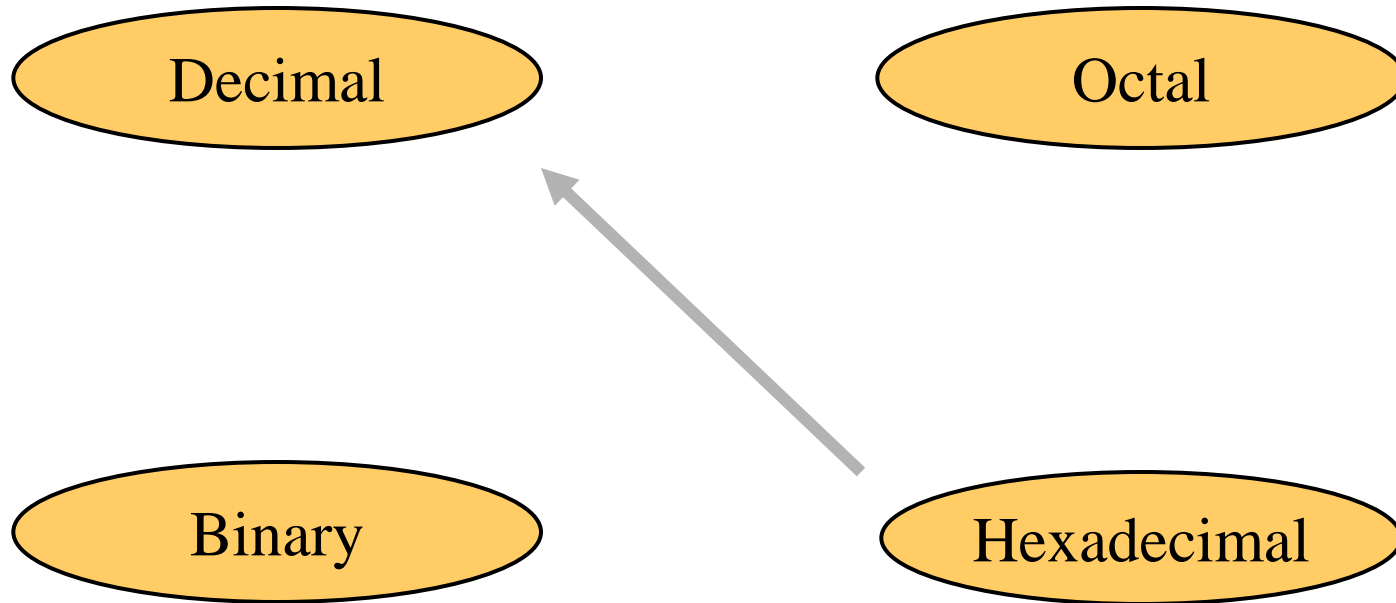
# Octal to Decimal

- Technique
  - Multiply each bit by  $8^n$ , where  $n$  is the “weight” of the bit
  - The weight is the position of the bit, starting from 0 on the right
  - Add the results

# Example

$$\begin{array}{r} 724_8 \Rightarrow \\ 4 \times 8^0 = 4 \\ 2 \times 8^1 = 16 \\ 7 \times 8^2 = 448 \\ \hline 468_{10} \end{array}$$

# Hexadecimal to Decimal



# Hexadecimal to Decimal

- Technique
  - Multiply each bit by  $16^n$ , where  $n$  is the “weight” of the bit
  - The weight is the position of the bit, starting from 0 on the right
  - Add the results

## Base 16 is useful too

- The **hexadecimal** system uses 16 digits:  
**0 1 2 3 4 5 6 7 8 9 A B C D E F**
- Hexadecimal is useful as a shorthand for binary numbers.
  - Since  $16 = 2^4$ , one hex digit is equivalent to four bits (including leading 0s).
  - It's often easier to work with numbers like "B4" instead of "10110100".
- Hex shows up in many different contexts.
  - IP addresses, such as "80.AE.05.27".
  - RGB color triplets, like "C0C0FF".
- You can convert between base 10 and base 16 using the same method as for converting from decimal to binary.

Decimal	Binary	Hex
0	0000	0
1	0001	1
2	0010	2
3	0011	3
4	0100	4
5	0101	5
6	0110	6
7	0111	7
8	1000	8
9	1001	9
10	1010	A
11	1011	B
12	1100	C
13	1101	D
14	1110	E
15	1111	F

# Example

$$\begin{array}{r} \text{ABC}_{16} \Rightarrow \\ \text{C} \times 16^0 = 12 \times 1 = 12 \\ \text{B} \times 16^1 = 11 \times 16 = 176 \\ \text{A} \times 16^2 = 10 \times 256 = 2560 \\ \hline 2748_{10} \end{array}$$

# Decimal to Binary

Decimal

Octal



Binary

Hexadecimal

# Decimal to Binary

- Technique
  - Divide by two, keep track of the remainder
  - First remainder is bit 0 (LSB, least-significant bit)
  - Second remainder is bit 1
  - Etc.




# Converting decimal to binary

---

- To convert a decimal integer into binary, keep dividing by two until the quotient is 0. Then collect the remainders in reverse order.
- To convert a decimal fraction into binary, keep multiplying the fractional part by two until it becomes 0. Collect the integers in forward order.
- An example will make it all clear. Let's convert 162.375 to binary.

$$\begin{array}{r} 162 / 2 = 81 \text{ rem } 0 \\ 81 / 2 = 40 \text{ rem } 1 \\ 40 / 2 = 20 \text{ rem } 0 \\ 20 / 2 = 10 \text{ rem } 0 \\ 10 / 2 = 5 \text{ rem } 0 \\ 5 / 2 = 2 \text{ rem } 1 \\ 2 / 2 = 1 \text{ rem } 0 \\ 1 / 2 = 0 \text{ rem } 1 \end{array}$$



$$\begin{array}{r} 0.375 \times 2 = 0.750 \\ 0.750 \times 2 = 1.500 \\ 0.500 \times 2 = 1.000 \end{array}$$



- So  $162.375_{10} = 10100010.011_2$

## Why does this work?

---

- This same idea works for converting from decimal to any other base.
- Think about “converting” 162 from decimal to decimal:

$$\begin{aligned}162 / 10 &= 16 \text{ rem } 2 \\16 / 10 &= 1 \text{ rem } 6 \\1 / 10 &= 0 \text{ rem } 1\end{aligned}$$


- After each division, the remainder contains the rightmost digit of the dividend, while the quotient holds the remaining digits.
- Similarly when converting fractions, each multiplication strips off the leftmost digit as the integer result, leaving the remaining digits in the fractional part.

$$\begin{aligned}0.375 \times 10 &= 3.750 \\0.750 \times 10 &= 7.500 \\0.500 \times 10 &= 5.000\end{aligned}$$

# Example

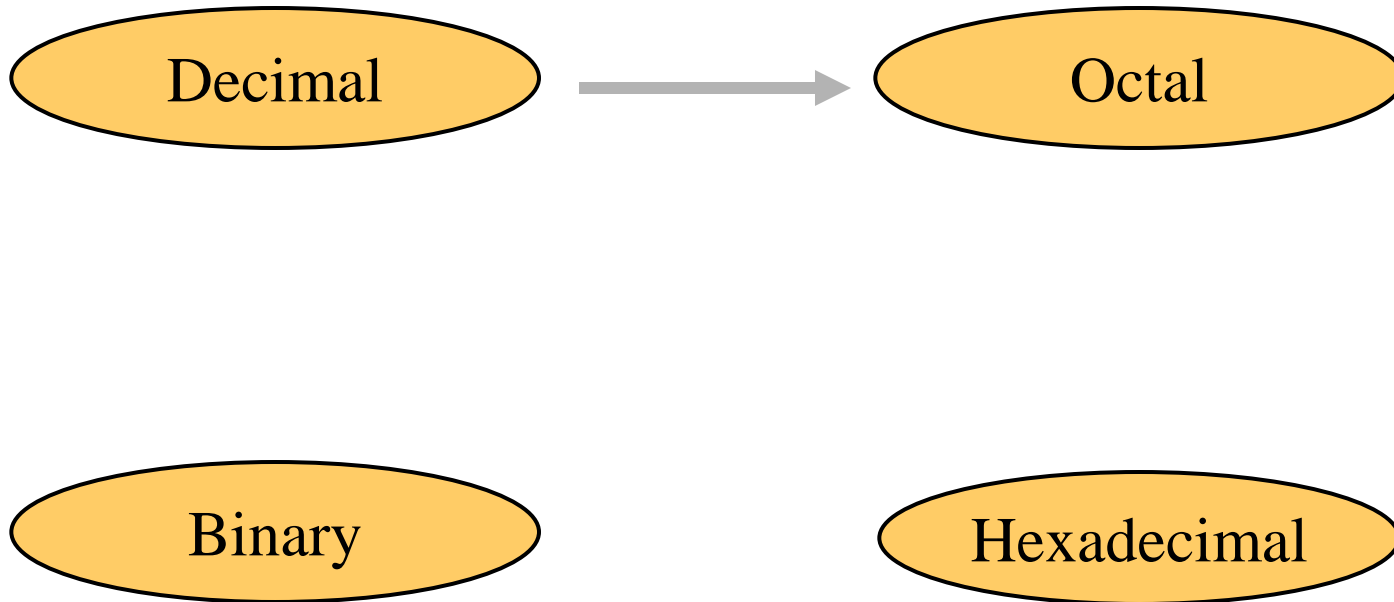
$$125_{10} = ?_2$$

2		125	
2		62	1
2		31	0
2		15	1
2		7	1
2		3	1
2		1	1
		0	1



$$125_{10} = 1111101_2$$

# Decimal to Octal




# Decimal to Octal

- Technique
  - Divide by 8
  - Keep track of the remainder

# Example

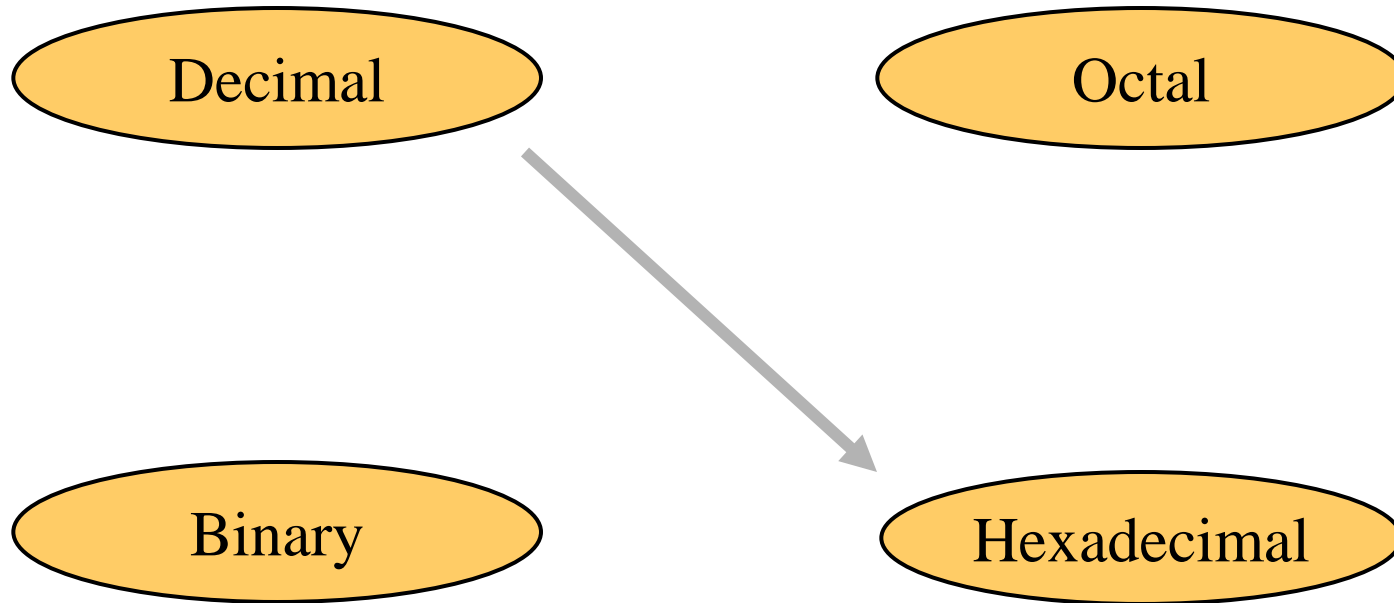
$$1234_{10} = ?_8$$

8		1234	
<hr/>			
8		154	2
<hr/>			
8		19	2
<hr/>			
8		2	3
<hr/>			
		0	2



$$1234_{10} = 2322_8$$

# Decimal to Hexadecimal



# Decimal to Hexadecimal

- Technique
  - Divide by 16
  - Keep track of the remainder

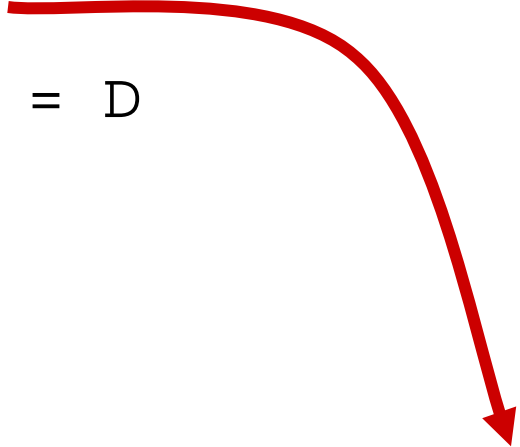


# Example

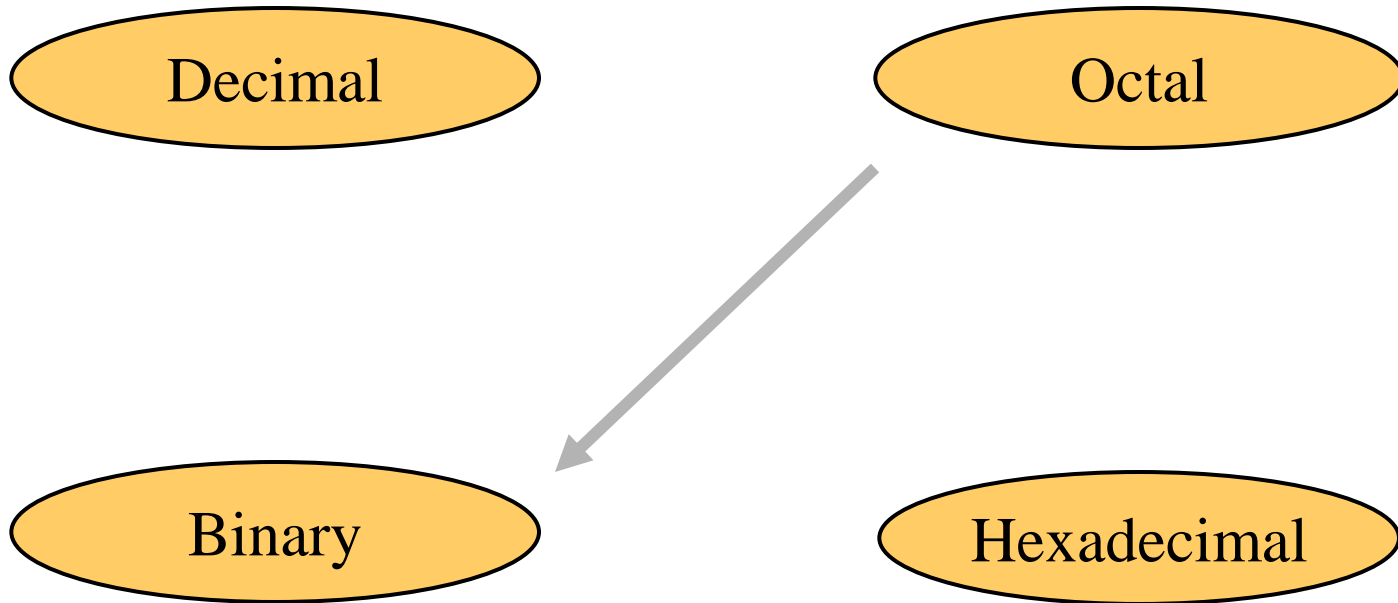
$$1234_{10} = ?_{16}$$

$$\begin{array}{r|l} 16 & 1234 \\ \hline 16 & \phantom{1}77 \\ \hline 16 & \phantom{1}\phantom{7}4 \\ \hline & 0 \end{array}$$

$$\begin{array}{l} 2 \\ 13 = D \\ 4 \end{array}$$


$$1234_{10} = 4D2_{16}$$

# Octal to Binary

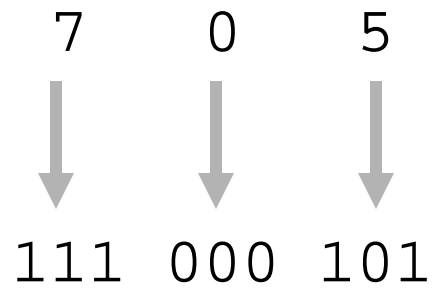


# Octal to Binary

- Technique
  - Convert each octal digit to a 3-bit equivalent binary representation

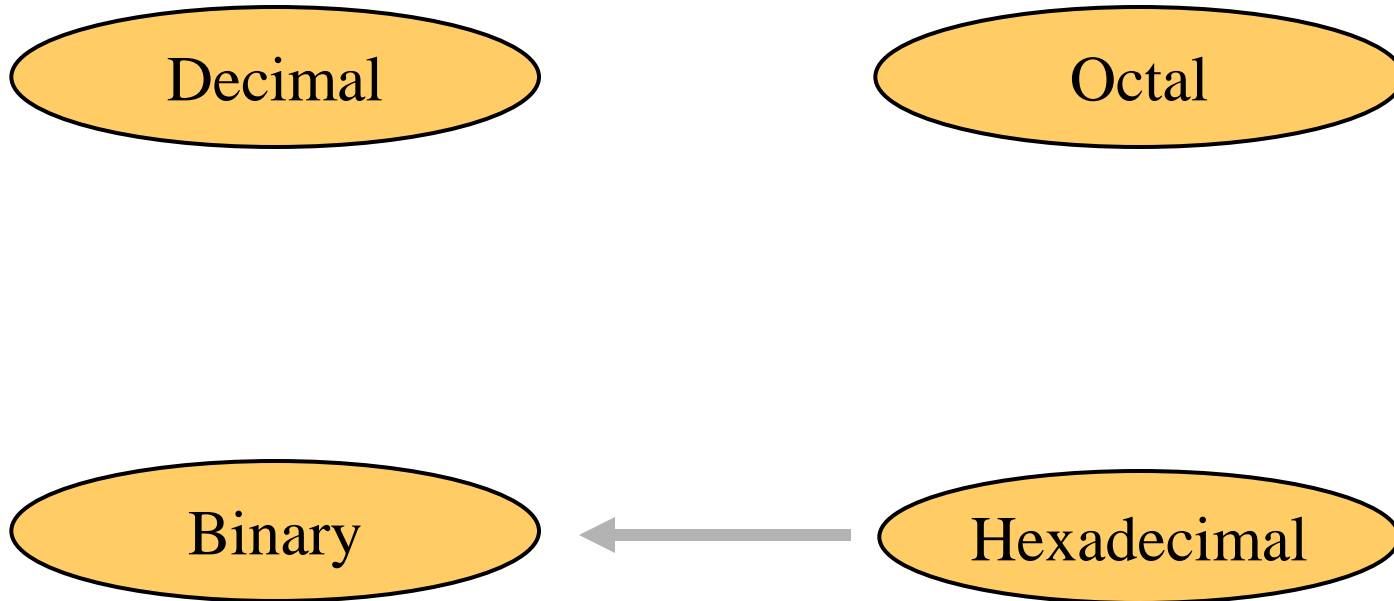
# Example

$$705_8 = ?_2$$



$$705_8 = 111000101_2$$

# Hexadecimal to Binary



# Hexadecimal to Binary

- Technique
  - Convert each hexadecimal digit to a 4-bit equivalent binary representation

# Binary and hexadecimal conversions

- Converting from hexadecimal to binary is easy: replace each hex digit with its equivalent four-bit binary value.

$$\begin{aligned} 261.A5_{16} &= \quad 2 \quad 6 \quad 1 \quad . \quad A \quad 5_{16} \\ &= 0010 \quad 0110 \quad 0001 \quad . \quad 1010 \quad 0101_2 \end{aligned}$$

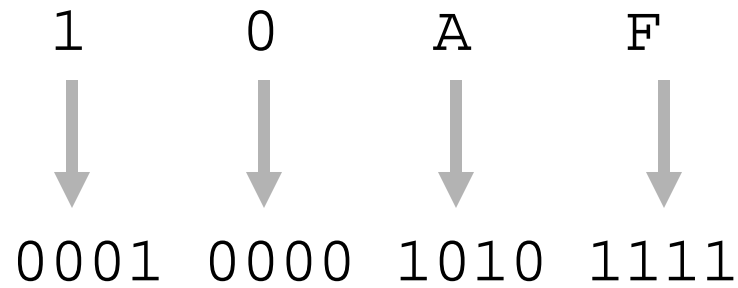
- To convert from binary to hexadecimal, partition the binary number into groups of four bits, starting from the point. (Add 0s to the ends if needed.) Then replace each four-bit group by the corresponding hex digit.

$$\begin{aligned} 10110100.001011_2 &= 1011 \quad 0100 \quad . \quad 0010 \quad 1100_2 \\ &\quad B \quad 4 \quad . \quad 2 \quad C_{16} \end{aligned}$$

Binary	Hex
0000	0
0001	1
0010	2
0011	3
0100	4
0101	5
0110	6
0111	7
1000	8
1001	9
1010	A
1011	B
1100	C
1101	D
1110	E
1111	F

# Example

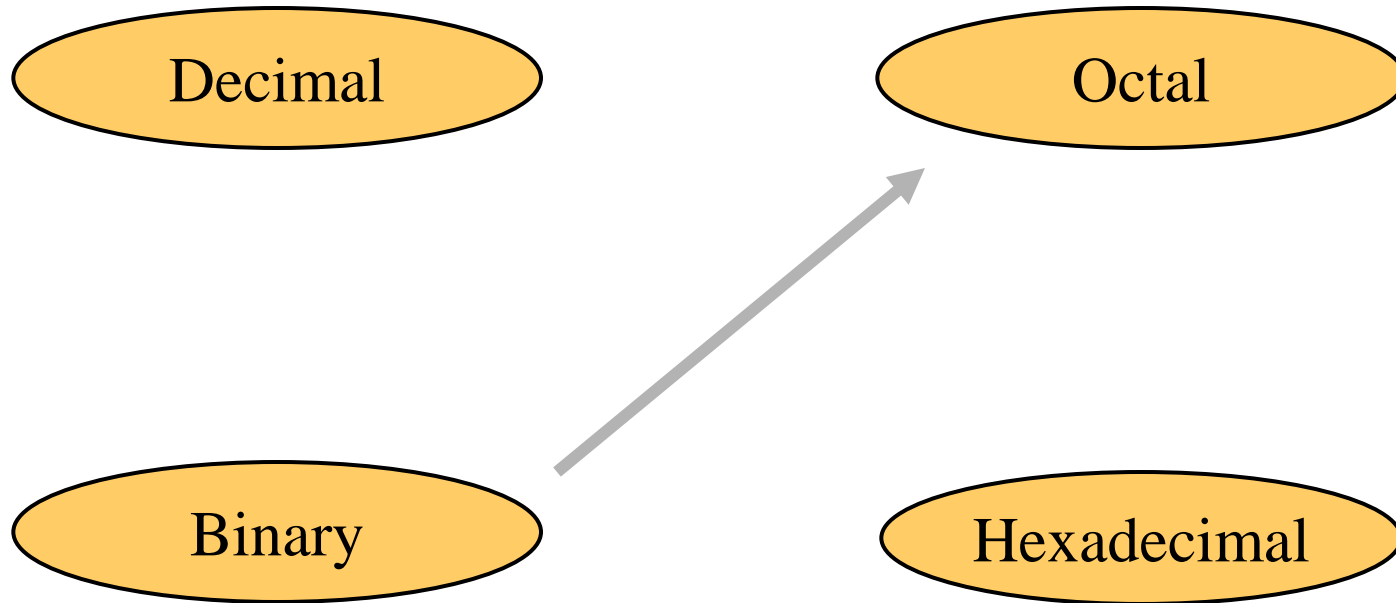
$$10AF_{16} = ?_2$$



$$10AF_{16} = 0001000010101111_2$$



# Binary to Octal

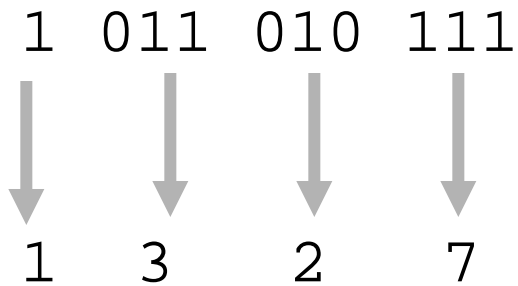


# Binary to Octal

- Technique
  - Group bits in threes, starting on right
  - Convert to octal digits

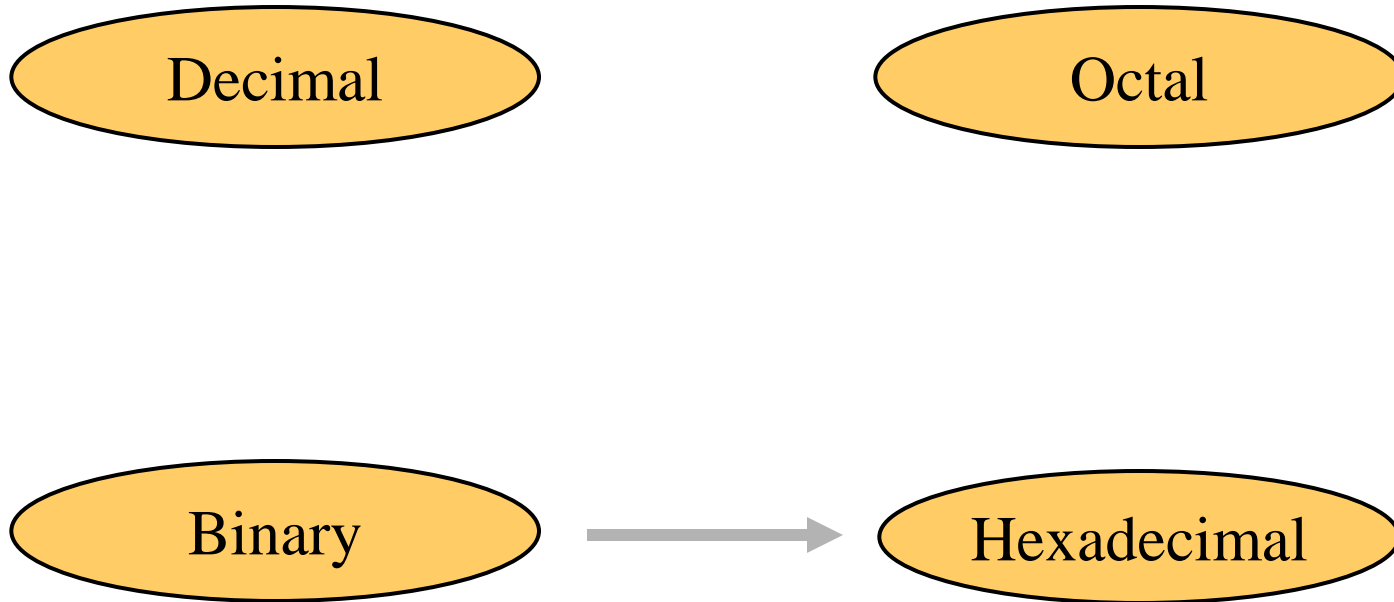
# Example

$$1011010111_2 = ?_8$$



$$1011010111_2 = 1327_8$$

# Binary to Hexadecimal

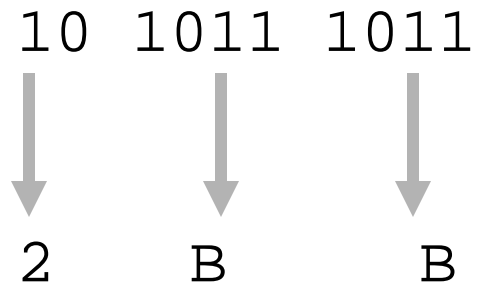


# Binary to Hexadecimal

- Technique
  - Group bits in fours, starting on right
  - Convert to hexadecimal digits

# Example

$$1010111011_2 = ?_{16}$$



$$1010111011_2 = 2BB_{16}$$

# Octal to Hexadecimal

Decimal

Octal

Binary

Hexadecimal



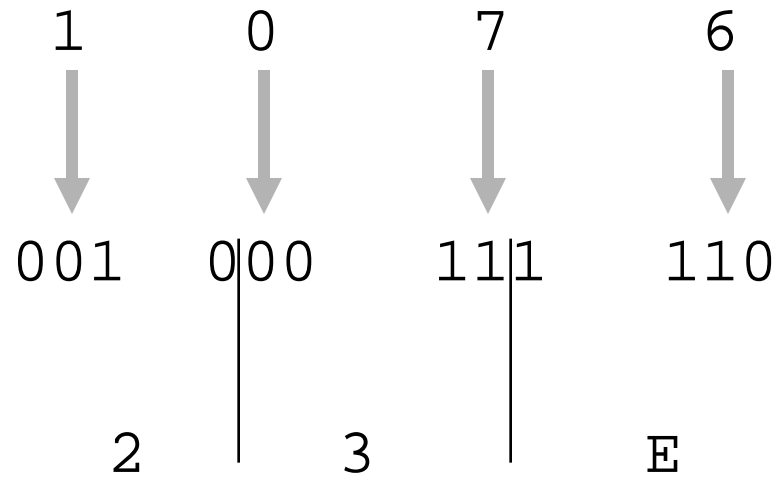
# Octal to Hexadecimal

- Technique
  - Use binary as an intermediary



# Example

$$1076_8 = ?_{16}$$



$$1076_8 = 23E_{16}$$

# Hexadecimal to Octal

Decimal

Octal

Binary

Hexadecimal

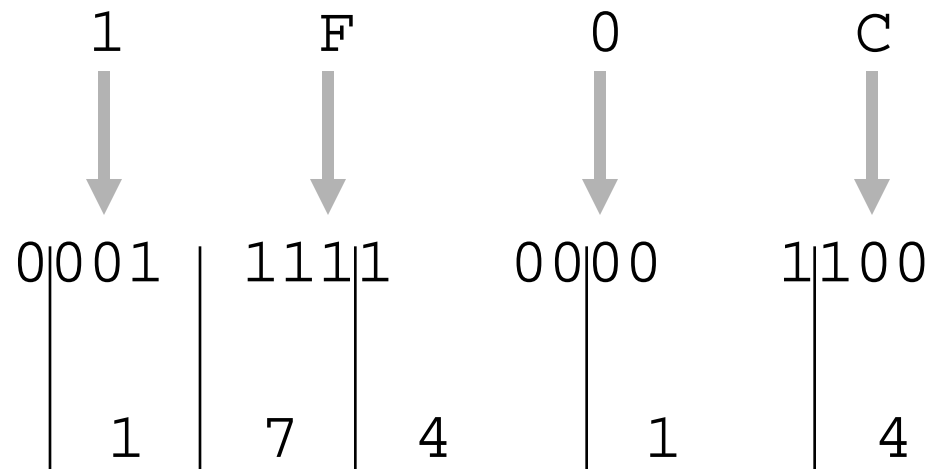


# Hexadecimal to Octal

- Technique
  - Use binary as an intermediary

# Example

$$1F0C_{16} = ?_8$$



$$1F0C_{16} = 17414_8$$

# Exercise – Convert ...

Decimal	Binary	Octal	Hexa- decimal
33			
	1110101		
		703	
			1AF

Don't use a calculator!


Skip answer

Answer

# Exercise – Convert ...

Answer

Decimal	Binary	Octal	Hexa- decimal
33	100001	41	21
117	1110101	165	75
451	111000011	703	1C3
431	110101111	657	1AF



# Common Powers (1 of 2)

- Base 10

Power	Preface	Symbol	Value
$10^{-12}$	pico	p	.000000000001
$10^{-9}$	nano	n	.000000001
$10^{-6}$	micro	$\mu$	.000001
$10^{-3}$	milli	m	.001
$10^3$	kilo	k	1000
$10^6$	mega	M	1000000
$10^9$	giga	G	1000000000
$10^{12}$	tera	T	1000000000000

# Common Powers (2 of 2)

- Base 2

Power	Preface	Symbol	Value
$2^{10}$	kilo	k	1024
$2^{20}$	mega	M	1048576
$2^{30}$	Giga	G	1073741824

- What is the value of “k”, “M”, and “G”?
- In computing, particularly w.r.t. memory, the base-2 interpretation generally applies



# Fractions

- Decimal to decimal (just for fun)

$$\begin{array}{r} 3.14 \Rightarrow \\ 4 \times 10^{-2} = 0.04 \\ 1 \times 10^{-1} = 0.1 \\ 3 \times 10^0 = 3 \\ \hline 3.14 \end{array}$$


# Fractions

- Binary to decimal

$$\begin{array}{r} 10.1011 \Rightarrow \\ 1 \times 2^{-4} = 0.0625 \\ 1 \times 2^{-3} = 0.125 \\ 0 \times 2^{-2} = 0.0 \\ 1 \times 2^{-1} = 0.5 \\ 0 \times 2^0 = 0.0 \\ 1 \times 2^1 = 2.0 \\ \hline 2.6875 \end{array}$$

# Fractions

- Decimal to binary



# Exercise – Convert ...

Decimal	Binary	Octal	Hexa- decimal
29.8			
	101.1101		
		3.07	
			C.82

Don't use a calculator!


Skip answer

Answer

# Exercise – Convert ...

Answer

Decimal	Binary	Octal	Hexa- decimal
29.8	11101.110011...	35.63...	1D.CC...
5.8125	101.1101	5.64	5.D
3.109375	11.000111	3.07	3.1C
12.5078125	1100.10000010	14.404	C.82



# 4-Bit Binary Coded Decimal (BCD) Systems

- The 4-bit BCD system is usually employed by the computer systems to represent and process numerical data only. In the 4-bit BCD system, each digit of the decimal number is encoded to its corresponding 4-bit binary sequence. The two most popular 4-bit BCD systems are:

# 4-Bit BCD Code

Decimal digits	Weighted 4-bit BCD code
0	0000
1	0001
2	0010
3	0011
4	0100
5	0101
6	0110
7	0111
8	1000
9	1001

# 4-Bit BCD Code

- Represent the decimal number 5327 in BCD code.

The corresponding 4-bit BCD representation of decimal digit 5 is 0101

The corresponding 4-bit BCD representation of decimal digit 3 is 0011

The corresponding 4-bit BCD representation of decimal digit 2 is 0010

The corresponding 4-bit BCD representation of decimal digit 7 is 0111

Therefore, the BCD representation of decimal number 5327 is 0101001100100111.



Thank you