

Chapter 5: Classes and Objects in Depth

Getters, Setters and Constructors

How Private Attributes could be Accessed

- Private attributes are not accessible from outside.
 - Except from objects of the same class.
- They are accessible:
 - From inside: from the object containing the data itself.
 - From objects of the same class.
- They are accessible from outside using accessor operations:
 - Getters
 - Setters

```
class Course {  
    // Data Member  
    private String studentName;  
    private String courseCode ;  
}
```

```
public class CourseRegistration {  
    public static void main(String[] args) {  
        Course course1, course2;  
        //Create and assign values to course1  
        course1 = new Course( );
```



```
        course1.courseCode= "CSC112";  
        course1.studentName= "Majed AlKebir";
```

```
        //Create and assign values to course2  
        course2 = new Course( );
```



```
        course2.courseCode= "CSC107";  
        course2.studentName= "Fahd AlAmri";
```



```
        System.out.println(course1.studentName + " has the course "+  
                             course1.courseCode);  
        System.out.println(course2.studentName + " has the course "+  
                             course2.courseCode);
```

```
    }  
}
```

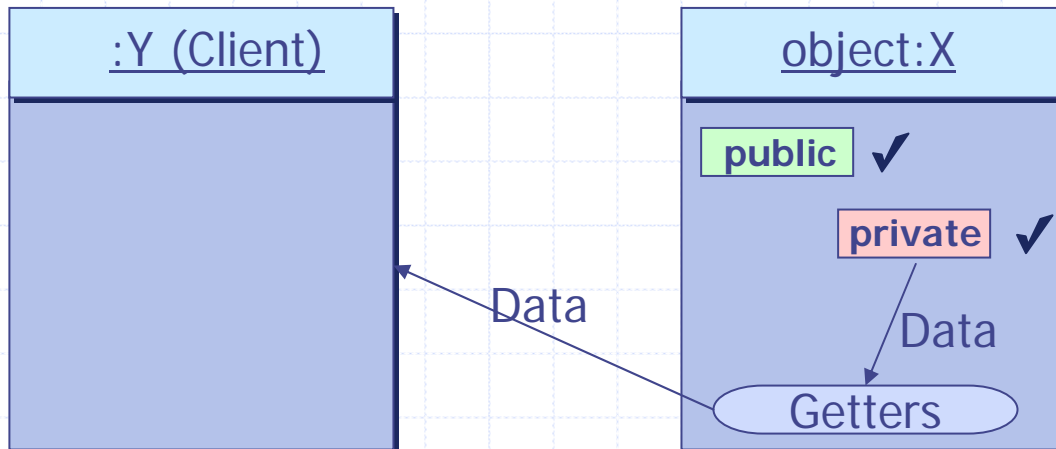
Getters

The object point of view

- Are operations performed by the object returning to outsiders data retrieved from the object state.

The user point of view

- Are services called from outside allowing to retrieve data from the object state.



Getters are:

- Public
- With no parameters
- With return value

Template for Getters

```
public class ClassName {  
    private dataType1 attribut1;  
    .  
    .  
    private dataTypen attributen;  
    .  
    .  
    .  
  
    public dataType1 getAttribut1() {  
        return attribut1;  
    }  
  
    .  
    .  
    .  
  
    public dataTypen getAttributen() {  
        return attributen;  
    }  
  
    .  
    .  
    .  
}
```

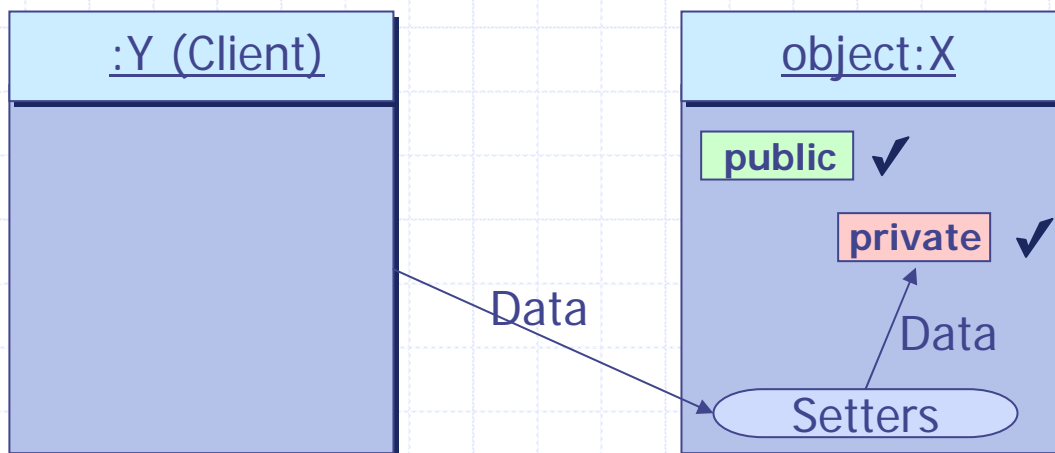
Setters

The object point of view

- Are operations performed by the object allowing to receive and store in the object state the data provided by outsiders.

The user point of view

- Are services used by outsiders allowing to provide to the object the data that should be stored in the object state.



Setters are:

- Public
- With 1 parameter
- With no return value

Template for Setters

```
public class ClassName {  
    private dataType1 attribut1;  
    . . .  
    private dataTypen attributen;  
    . . .  
  
    public void setAttribut1(dataType1 param) {  
        attribut1 = param;  
    }  
    . . .  
  
    public void setAttributen(dataTypen param) {  
        attributen = param;  
    }  
    . . .  
}
```

```
public class Course {  
  
    // Attributes  
    private String studentName;  
    private String courseCode ;  
  
    ...  
    public String getStudentName() {  
        return studentName;  
    }  
    public String getCourseCode() {  
        return courseCode;  
    }  
    ...  
    public void setStudentName(String val) {  
        studentName = val;  
    }  
    public void setCourseCode(String val) {  
        courseCode = val;  
    }  
  
}
```



```
public class CourseRegistration {
    public static void main(String[] args) {
        Course course1, course2;
        //Create and assign values to course1
        course1 = new Course( );
        course1.setCourseCode("CSC112");
        course1.setStudentName("Majed AlKebir");
        //Create and assign values to course2
        course2 = new Course( );
        course2.setCourseCode("CSC107");
        course2.setStudentName("Fahd AlAmri");

        System.out.println(course1.getStudentName() +
            " has the course " + course1.getCourseCode());
        System.out.println(course2.getStudentName() +
            " has the course " + course2.getCourseCode());

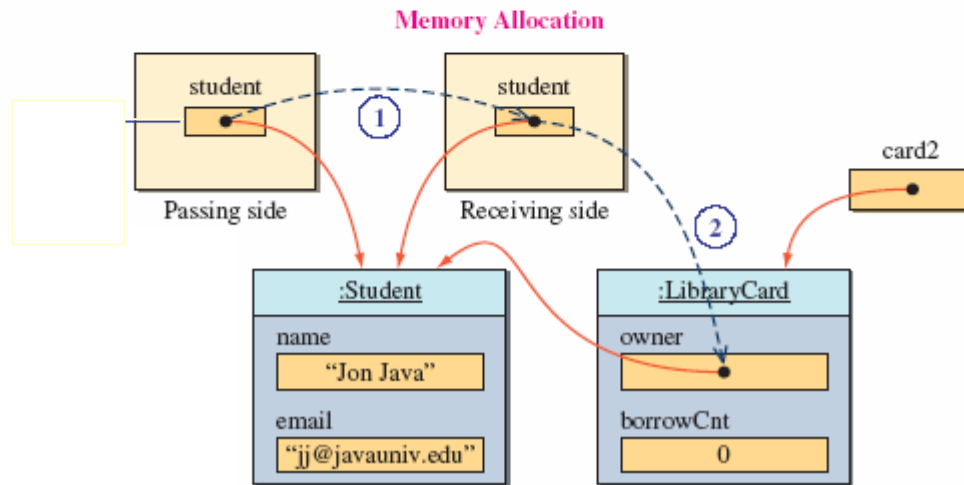
    }
}
```

Passing an Object to a Setter

```
LibraryCard card2; Passing side  
card2 = new LibraryCard( );  
card2.setOwner(student);
```

```
class LibraryCard {  
    public void setOwner(Student student) {  
        owner = student; 2  
    }  
}
```

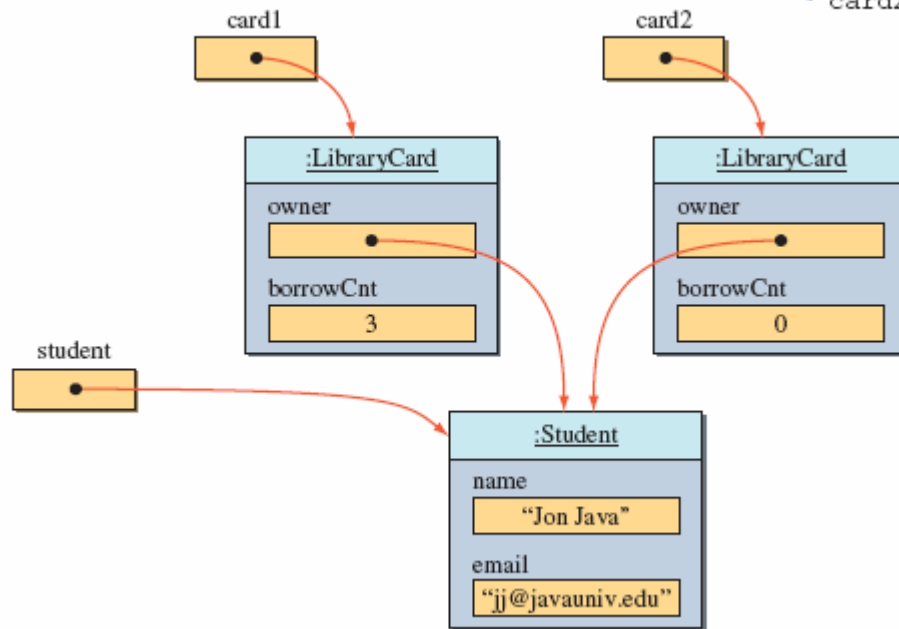
Receiving side



Setters and Sharing Objects

- The same Student object reference is passed to card1 and card2 using setters

```
Student student;  
LibraryCard card1, card2;  
  
student = new Student( );  
student.setName("Jon Java");  
student.setEmail("jj@javauniv.edu");  
  
card1 = new LibraryCard( );  
card1.setOwner(student);  
card1.checkOut(3);  
  
card2 = new LibraryCard( );  
card2.setOwner(student); //the same student is the owner  
                          //of the second card, too
```



- Since we are actually passing the same object reference, it results in the owner of two LibraryCard objects referring to the same Student object

Class Constructors

- A **class** is a **blueprint** or **prototype** from which objects of the same type are created.
- Constructors define the initial states of objects at birth.
 - *ClassName x = new ClassName();*
- A class contains at least one constructor.
- A class may contain more than one constructor.

The Default Class Constructor

- If no constructors are defined in the class, the default constructor is added by the compiler at compile time.
- The default constructor does not accept parameters and creates objects with empty states.
 - *ClassName x = new ClassName();*

Class Constructors Declaration

```
public <constructor name> ( <parameters> ){  
    <constructor body>  
}
```

- The **constructor name**: a constructor has the same names as the class .
- The **parameters** represent values that will be passed to the constructor for initialize the object state.
- Constructor declarations look like method declarations except that:
 - they use the name of the class
 - and have no return type.

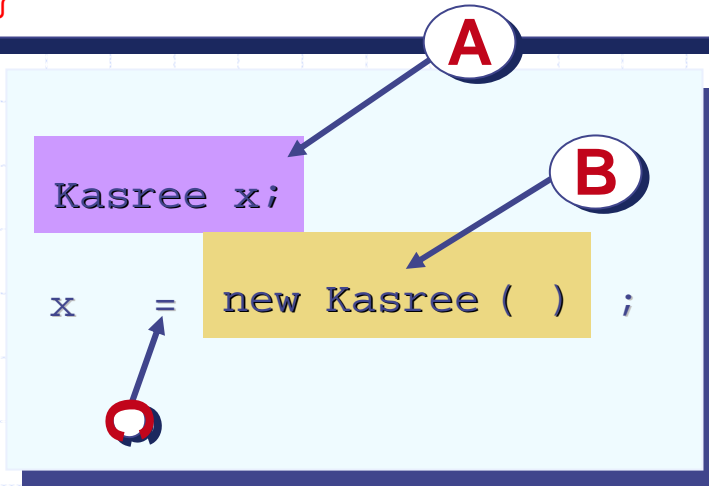
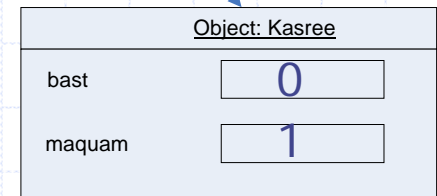
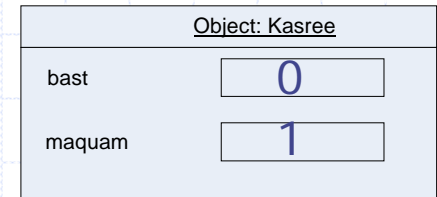
Example of a Constructor with No-Parameter

```
public class Kasree {  
    private int bast;  
    private int maquam;  
    public Kasree() {  
        bast = 0; maquam = 1;  
    }  
    . . .  
}
```

A. The instance variable is allocated in memory.

B. The object is created with initial state

C. The reference of the object created in B is assigned to the variable.



Code

State of Memory

Class with Multiple Constructors

```
public class Kasree {  
    private int bast;  
    private int maquam;  
  
    public Kasree() {  
        bast = 0; maquam = 1;  
    }  
    public Kasree(int a, int b) {  
        bast = a;  
        if (b != 0) maquam = b;  
        else maquam = 1;  
    }  
    . . .  
}
```

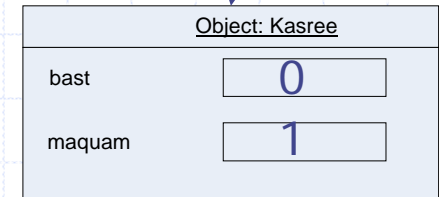
Kasree x , y;

x = new Kasree()
y = new Kasree(4, 3);

Code

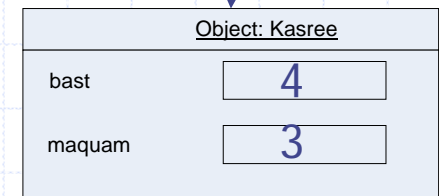
A. The constructor declared with no-parameter is used to create the object

x



B. The constructor declared with parameters is used to create the object

y



State of Memory

Overloading

- Two of the components of a method declaration comprise the *method signature*:
 - the method's name
 - and the parameter types.
- The signature of the constructors declared above are:
 - Kasree()
 - Kasree(int, int)
- *Overloading* methods allows implementing different versions of the same method with different *method signatures*.
 - This means that methods within a class can have the same name if they have different parameter lists.

Overloading (cont.)

- Overloaded methods are differentiated by:
 - the number,
 - and the type of the arguments passed into the method.
- You cannot declare more than one method with:
 - the same name,
 - and the same number and type of parameters.
- The compiler does not consider return type when differentiating methods.
 - No declaration of two methods having the same signature even if they have a different return type.

Intra-Constructors Calls

- A constructor of a class may use an other constructor of the same class.

```
public class Kasree {  
    private int bast;  
    private int maquam;  
  
    public Kasree(int a, int b) {  
        bast = a;  
        if (b != 0) maquam = b;  
        else maquam = 1;  
    }  
  
    public Kasree() {  
        Kasree(0, 1);  
    }  
  
    . . .  
}
```

```
Kasree x , y;
```

```
x = new Kasree();
```

```
y = new Kasree(4, 3);
```

Client Side