

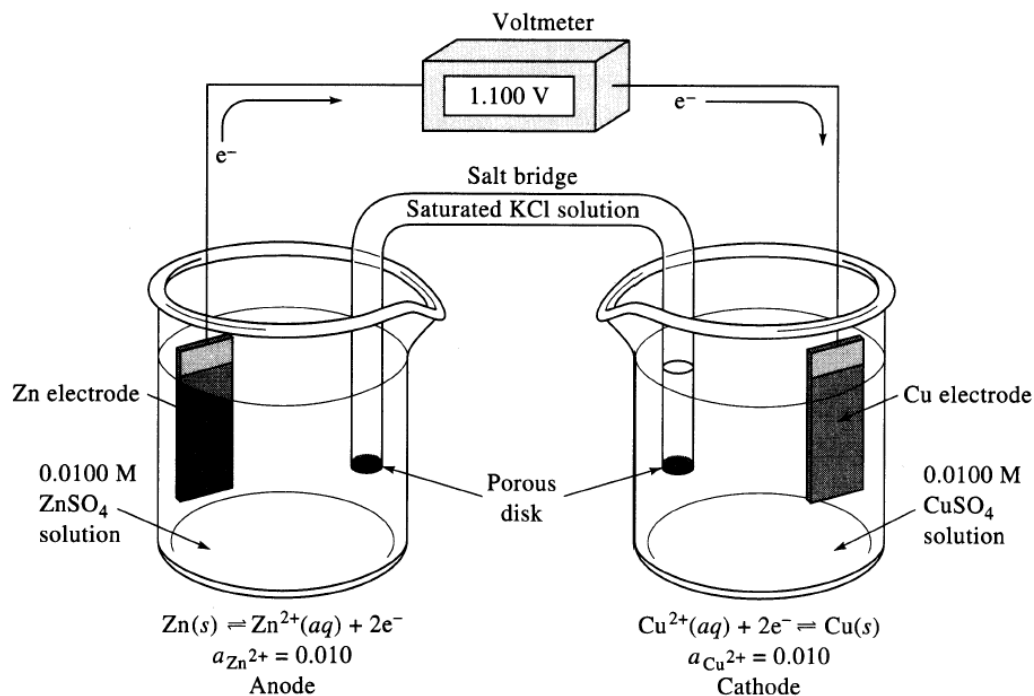
## C.) Electrochemical Cell:

### 1) Basic Set-up:

- Two electrodes
- electrolytes solution
- external connection between electrodes (wire)
- internal connection via contact with a common solution or by different solutions connected by a salt bridge.

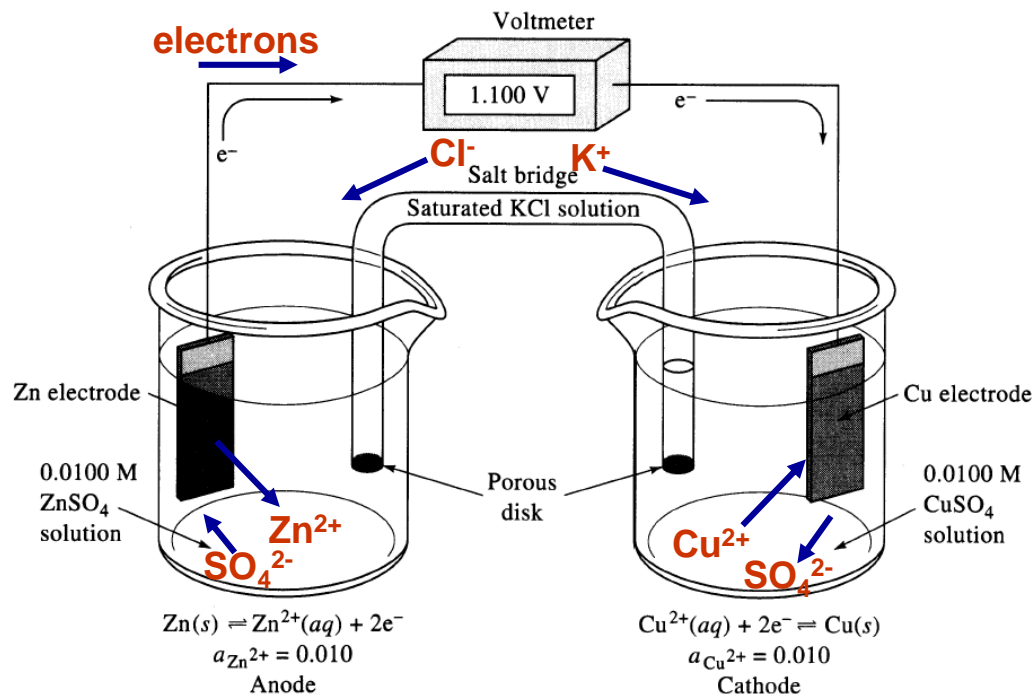
salt bridge – acts to isolate two halves of electrochemical cell while allowing migration of ions and current flow.

- usually consists of a tube filled with potassium chloride
- separate species to prevent direct chemical reactions



## 2) Flow of current (charge) in cell:

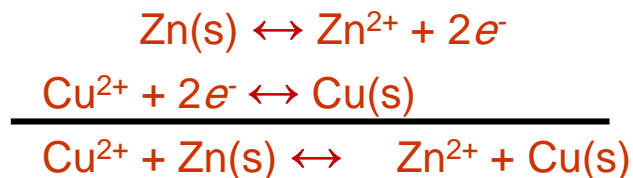
- electrons ( $e^-$ ) within wires between two electrodes
- ions within solution of each  $\frac{1}{2}$  cell (anions & cations) and through salt bridge
- electrochemical reactions at electrode



At Cu electrode:  $\text{Cu}^{2+} + 2e^- \leftrightarrow \text{Cu}(s) \rightarrow$  reduction – gain of  $e^-$  net decrease in charge of species

At Zn electrode:  $\text{Zn}(s) \leftrightarrow \text{Zn}^{2+} + 2e^- \rightarrow$  oxidation – loss of  $e^-$  net increase in charge of species

3) *Net Reaction in Cell* – sum of reactions occurring in the two ½ cells



Potential of overall cell = measure of the tendency of this reaction to proceed to equilibrium

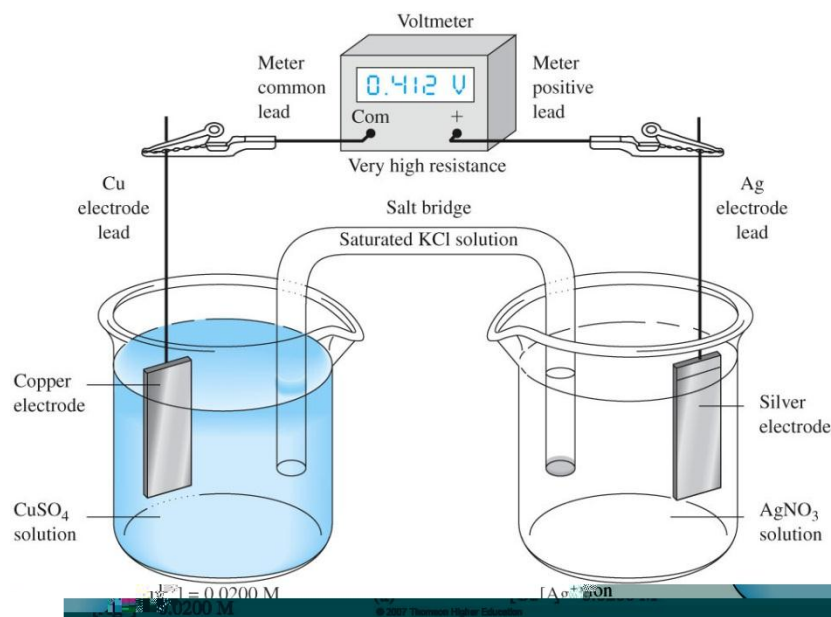
*at equilibrium*, potential ( $E_{\text{cell}}$ ) = 0

∴ Larger the potential, the further the reaction is from equilibrium and the greater the driving force that exists

#### 4) Types of Cells:

Galvanic Cells (or voltaic cell) – reaction occurs naturally

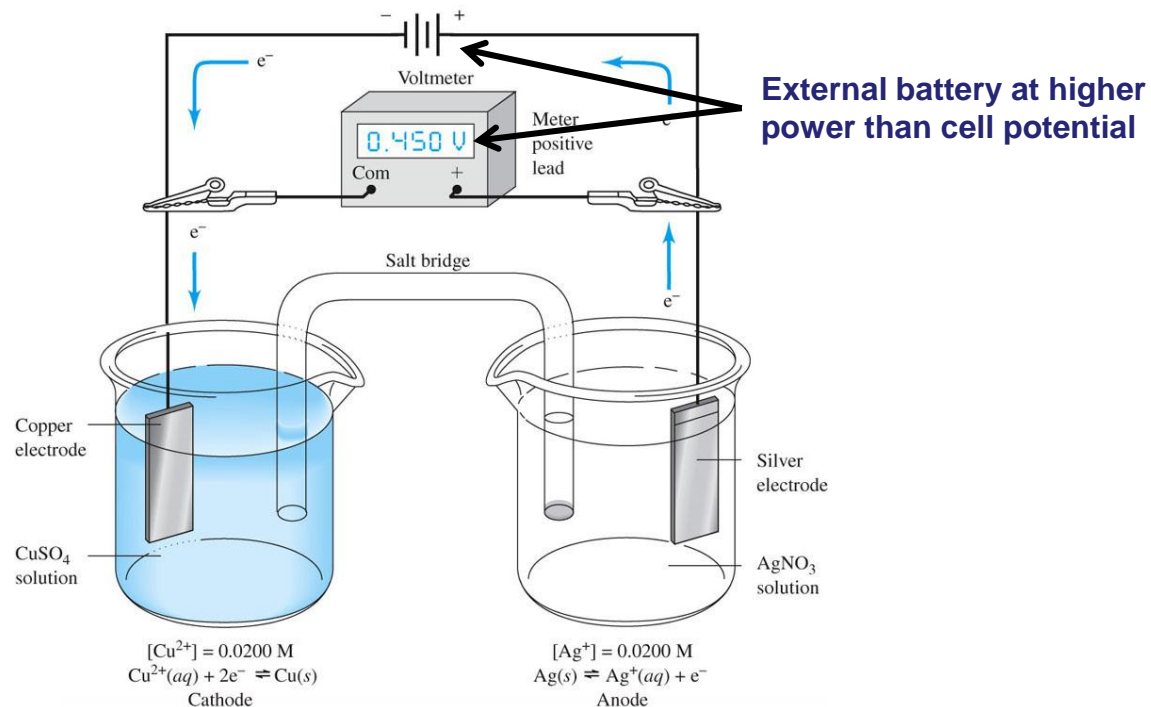
- positive potential ( $E_{\text{cell}} = +$ )
- exothermic  $\rightarrow$  produces energy



Galvanic Cell

Electrolytic Cells – reaction does not occur naturally, requires external stimulus (energy) to occur

- negative potential ( $E_{\text{cell}} = -$ )
- endothermic  $\rightarrow$  requires energy



## Electrolytic Cell

Chemically Reversible Cell – a cell in which reversing the direction of the current simply reverses the chemical reaction

## 5) Electrodes:

- a) Cathode – electrode where *reduction* occurs  
Anode – electrode where *oxidation* occurs

### b) Examples of cathode 1/2 reactions:

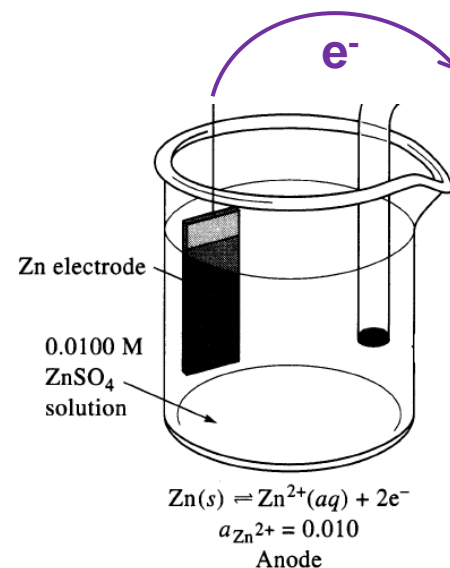
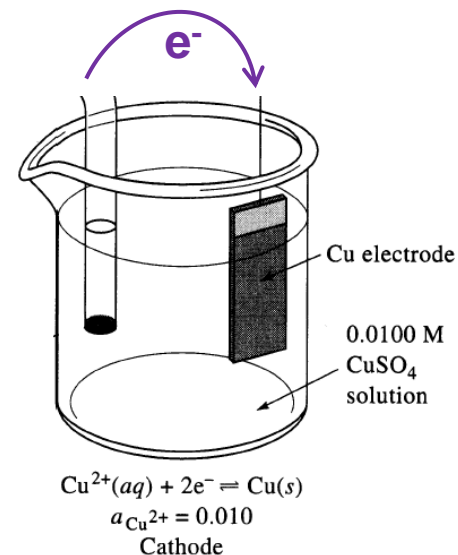


- $e^{-}$  supplied by electrical current via electrode
- species (products/reactants) can both be in solution ( $\text{Fe}^{3+}/\text{Fe}^{2+}$ ) solids or coated on electrodes ( $\text{AgCl}(s)/\text{Ag}(s)$ ) or combination ( $\text{Cu}^{2+}/\text{Cu}(s)$ )

### c) Examples of anode 1/2 reactions:



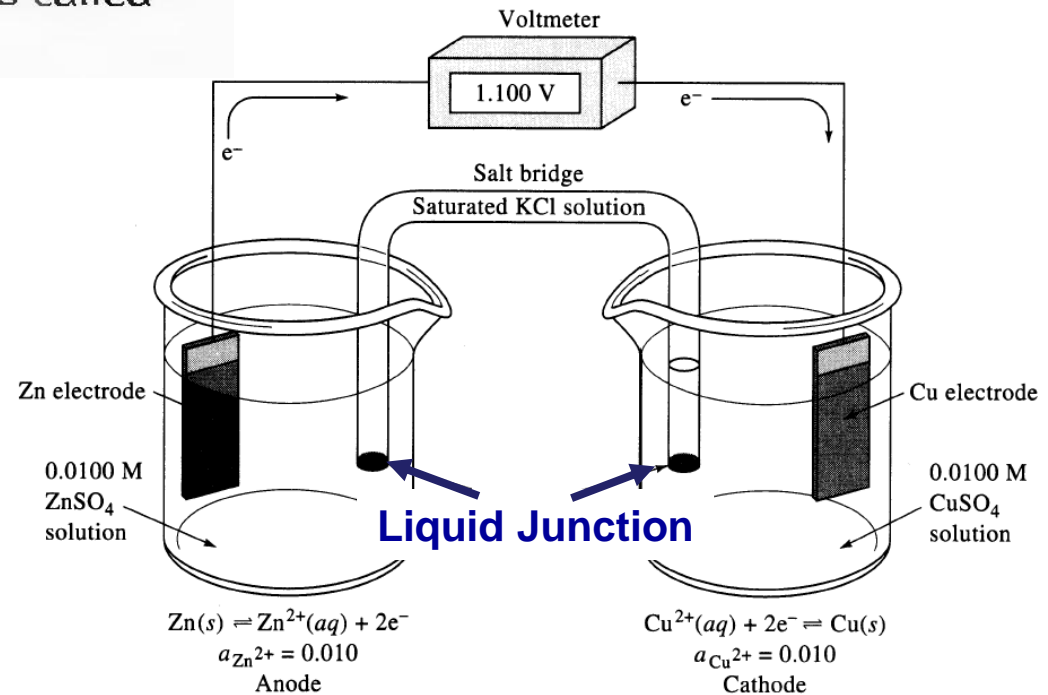
- $e^{-}$  is taken up by electrode into electrical circuit



d) Liquid junctions – interface between two solutions with different components or concentrations

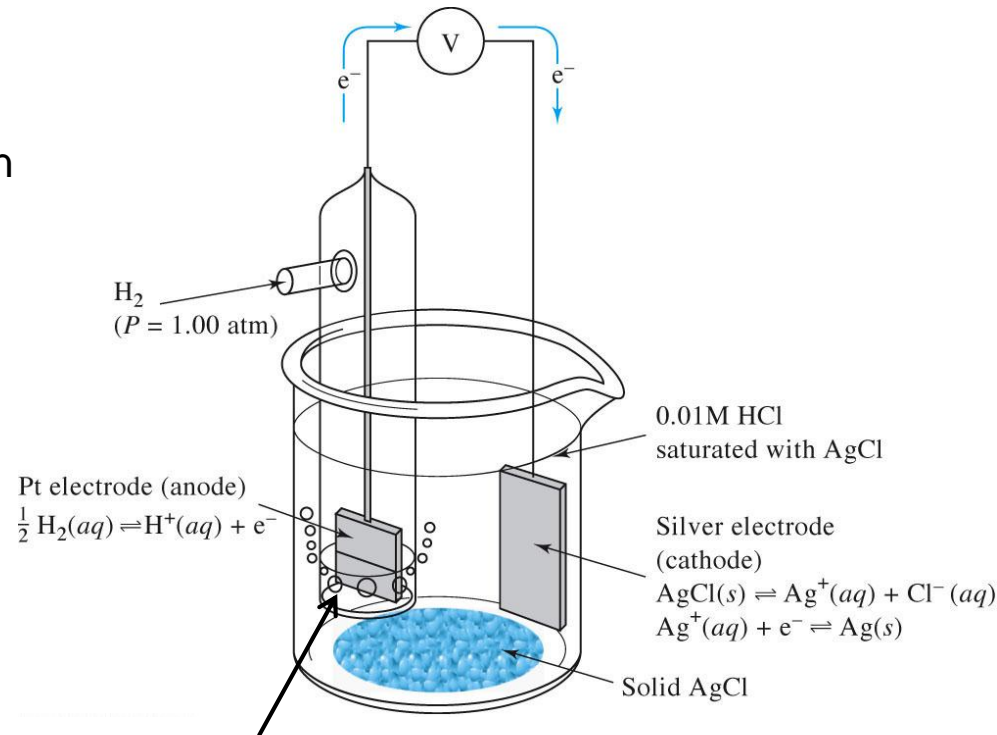
The phase boundary between an electrode and its solution is called an **interface**.

Small potentials may develop at junction that affect overall cell potential



## Galvanic cell *without* liquid junction

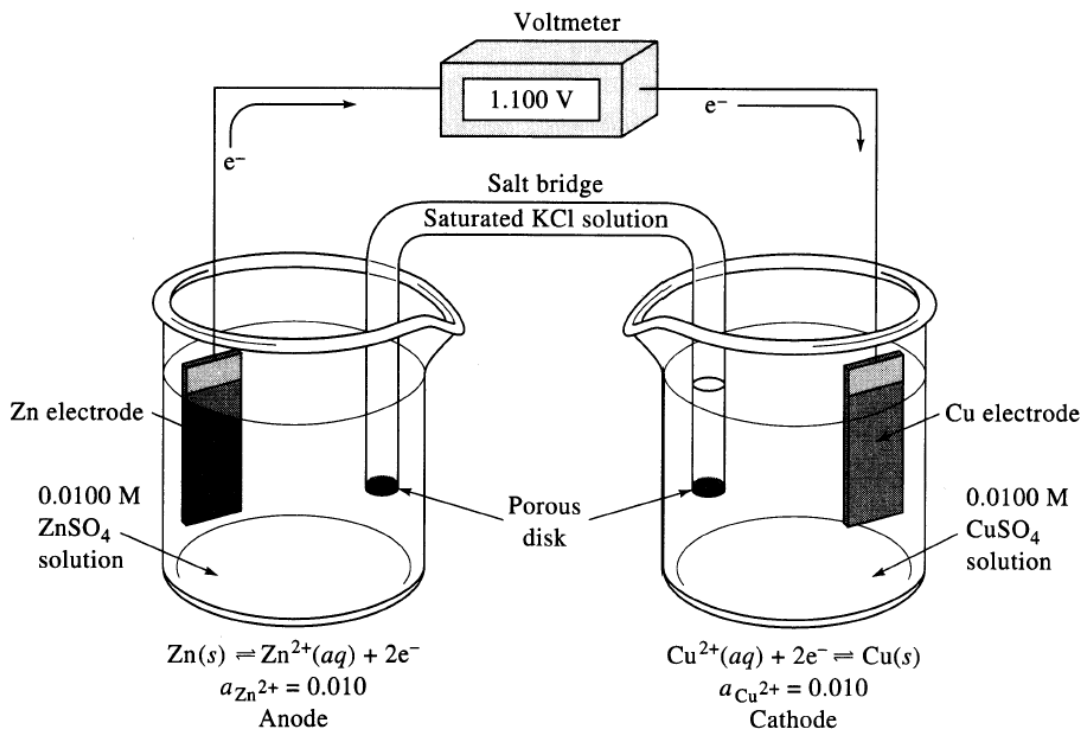
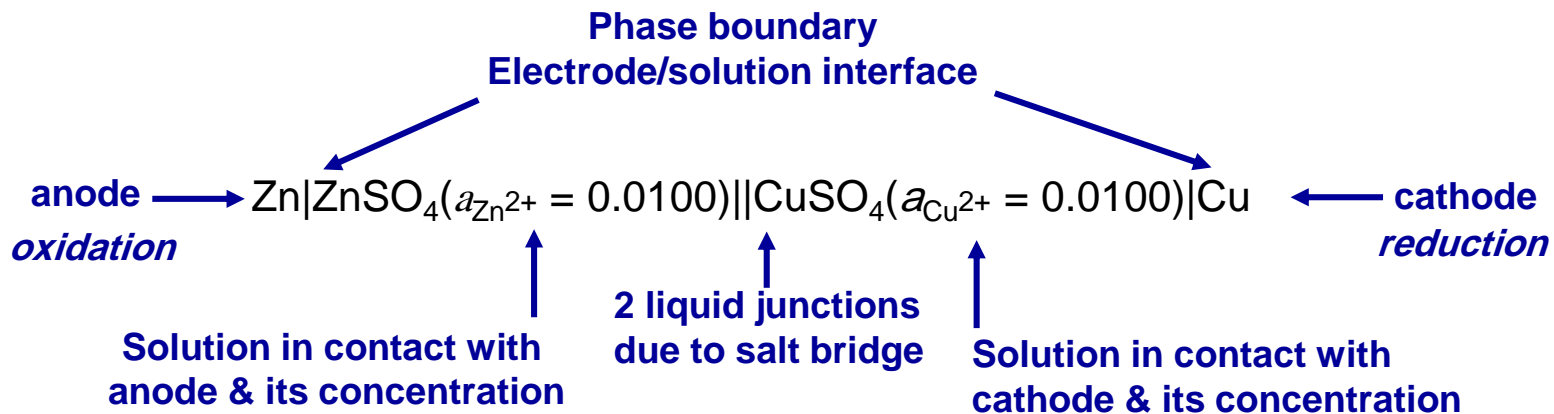
- Two species have high potential for reaction, but the reaction is slow
- mix two species directly into common solution
- not common



**Bubble Hydrogen into a solution of AgCl**



e) **Representation of Cells:** by convention start with anode on left



## f) Electrode Potentials

- 1) for convenience, represent overall reaction in cell as two  $\frac{1}{2}$  reactions
  - i. one at anode & other at cathode
  - ii. each  $\frac{1}{2}$  reaction has certain potential associated with it
  - iii. by convention, write both  $\frac{1}{2}$  reactions as reduction:



- iv. potential of cell is then defined as:

$$E_{\text{cell}} = E_{\text{cathode}} - E_{\text{anode}}$$

TABLE 22-1 Standard Electrode Potentials

Reaction	$E^{\circ}$ at 25°C, V
$\text{Cl}_2(g) + 2e^{-} \rightleftharpoons 2\text{Cl}^{-}$	+1.359
$\text{O}_2(g) + 4\text{H}^{+} + 4e^{-} \rightleftharpoons 2\text{H}_2\text{O}$	+1.229
$\text{Br}_2(aq) + 2e^{-} \rightleftharpoons 2\text{Br}^{-}$	+1.087
$\text{Br}_2(l) + 2e^{-} \rightleftharpoons 2\text{Br}^{-}$	+1.065
$\text{Ag}^{+} + e^{-} \rightleftharpoons \text{Ag}(s)$	+0.799
$\text{Fe}^{3+} + e^{-} \rightleftharpoons \text{Fe}^{2+}$	+0.771
$\text{I}_3^{-} + 2e^{-} \rightleftharpoons 3\text{I}^{-}$	+0.536
$\text{Cu}^{2+} + 2e^{-} \rightleftharpoons \text{Cu}(s)$	+0.337
$\text{Hg}_2\text{Cl}_2(s) + 2e^{-} \rightleftharpoons 2\text{Hg}(l) + 2\text{Cl}^{-}$	+0.268
$\text{AgCl}(s) + e^{-} \rightleftharpoons \text{Ag}(s) + \text{Cl}^{-}$	+0.222
$\text{Ag}(\text{S}_2\text{O}_3)_2^{3-} + e^{-} \rightleftharpoons \text{Ag}(s) + 2\text{S}_2\text{O}_3^{2-}$	+0.010
$2\text{H}^{+} + 2e^{-} \rightleftharpoons \text{H}_2(g)$	0.000
$\text{AgI}(s) + e^{-} \rightleftharpoons \text{Ag}(s) + \text{I}^{-}$	-0.151
$\text{PbSO}_4(s) + 2e^{-} \rightleftharpoons \text{Pb}(s) + \text{SO}_4^{2-}$	-0.350
$\text{Cd}^{2+} + 2e^{-} \rightleftharpoons \text{Cd}(s)$	-0.403
$\text{Zn}^{2+} + 2e^{-} \rightleftharpoons \text{Zn}(s)$	-0.763

2) – can not measure potential of just one electrode.

i. need to compare to another electrode

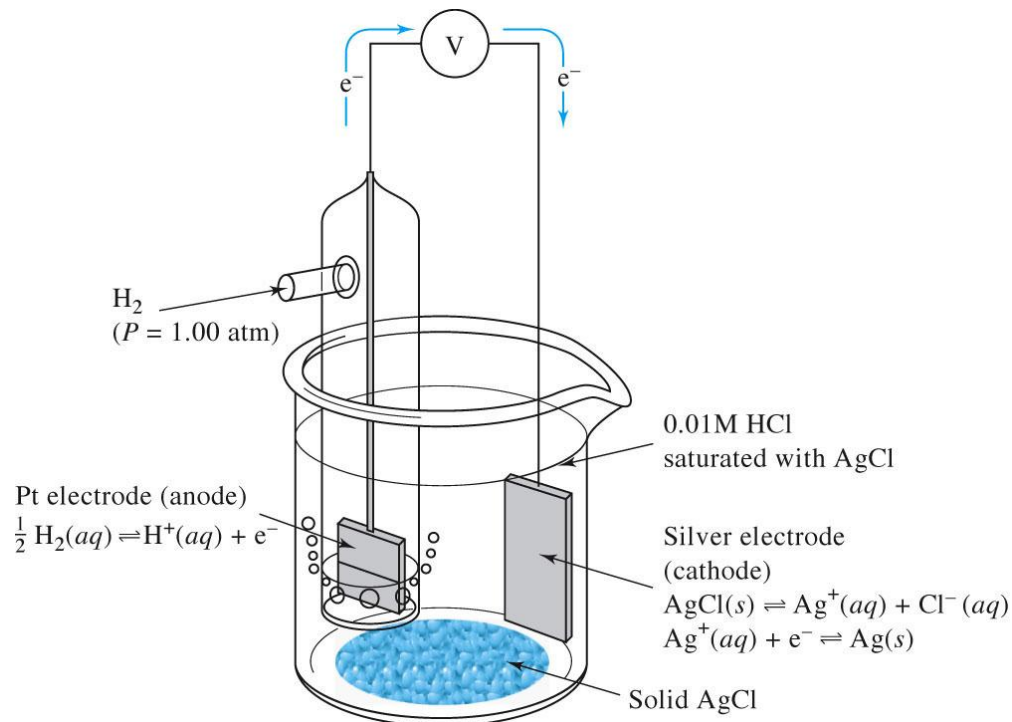
ii. determine potential of all  $\frac{1}{2}$  cell reactions vs. a common reference electrode

iii. reference electrode – *standard hydrogen electrode* (SHE)

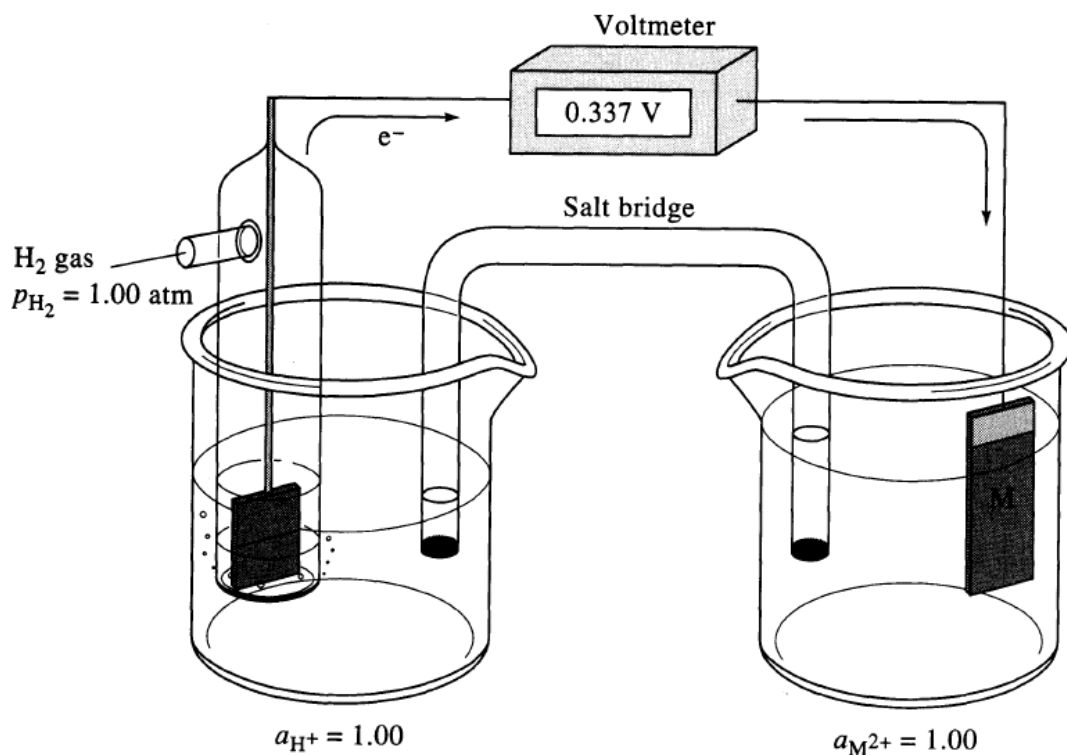


stream of  $\text{H}_2$  keeps surface at electrode saturated with  $\text{H}_2(\text{g})$


**note:** potential affected by pH,  $[\text{H}^+]$ , used as an early pH indicator, also dependent on  $P_{\text{H}_2}$



By convention,  $E_{\text{SHE}} = 0.0 \text{ V}$  at  $[\text{H}^+] = 1\text{M}$ ,  $P_{\text{H}_2} = 1 \text{ atm}$  and at all temperatures.



Potentials of other electrodes are compared to SHE using electrode in question as cathode and SHE as anode:



$$E_{\text{cell}} = E_{\text{cathode}} - E_{\text{anode}}$$

$$E_{\text{cell}} = E_{\text{cathode}} - E_{\text{SHE}}$$

By definition:

$$E_{\text{cell}} = E_{\text{cathode}} - 0$$

$$E_{\text{cell}} = E_{\text{cathode}}$$

$E_{\text{cell}}$  is related to the free energy of the reaction  $\Delta G$  by

$$\Delta G = -nFE_{\text{cell}}$$

(18-6)

Standard Electrode Potential ( $E^\circ$ ) : measured  $E_{\text{cell}}$  when all species in solution or gas has an activity of 1.00

Activity (a) : *proportional* to molar concentration

$$a_x = \gamma_x[X]$$

where:

$\gamma_x$  is the activity coefficient of solute X

[X] is the molar concentration of solute X

If  $E^\circ$  is “+”, it indicates that the reaction:



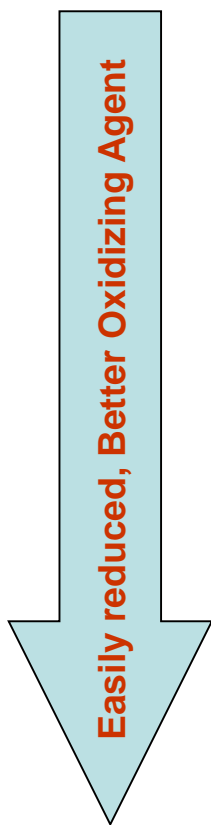
is favored or spontaneous.

$M^{n+}$  is readily reduced by  $H_2(g)$   $\therefore M^{n+}$  is better  $e^-$  acceptor or oxidizing agent.

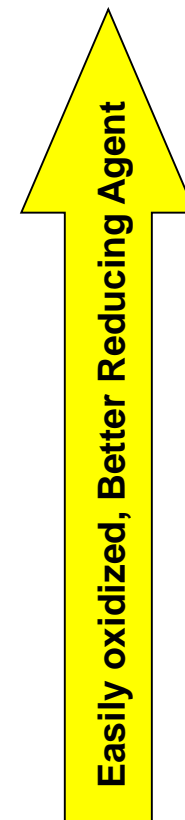
If  $E^\circ$  is “-”, it indicates that the reaction is not favored or spontaneous and requires energy to proceed

$M(s)$  is readily oxidized by  $H^+$   $\therefore M(s)$  is better  $e^-$  donor or reducing agent.

As  $E^\circ$  increases  $\rightarrow$  oxidizing ability of  $\frac{1}{2}$  cell reaction increases



Reaction at Interface	Half-cell Potential ( $E^\circ$ )
$\text{Al}^{3+} + 3\text{e}^- \rightarrow \text{Al}$	-1.706 V
$\text{Zn}^{2+} + 2\text{e}^- \rightarrow \text{Zn}$	-0.763 V
$\text{Cr}^{3+} + 3\text{e}^- \rightarrow \text{Cr}$	-0.744
$\text{Fe}^{2+} + 2\text{e}^- \rightarrow \text{Fe}$	-0.409V
$\text{Cd}^{2+} + 2\text{e}^- \rightarrow \text{Cd}$	-0.401 V
$\text{Ni}^{2+} + 2\text{e}^- \rightarrow \text{Ni}$	-0.230 V
$\text{Pb}^{2+} + 2\text{e}^- \rightarrow \text{Pb}$	-0.126 V
$2\text{H}^+ + 2\text{e}^- \rightarrow \text{H}_2$	0.00 V
$\text{AgCl} + \text{e}^- \rightarrow \text{Ag} + \text{Cl}^-$	+0.223 V
$\text{Hg}_2\text{Cl}_2 + 2\text{e}^- \rightarrow 2\text{Hg} + 2\text{Cl}^-$	+0.268 V
$\text{Cu}^{2+} + 2\text{e}^- \rightarrow \text{Cu}$	+0.340 V
$\text{Ag}^+ + \text{e}^- \rightarrow \text{Ag}$	+0.799 V
$\text{Au}^+ + \text{e}^- \rightarrow \text{Au}$	+1.680 V



## 18C-5 Effect of Concentration on Electrode Potentials:

### *Nernst Equation*

Values of  $E_{\text{electrodes}}$  can also be calculated at other concentrations (activities) of species

Consider the reversible half-reaction



$$E = E^0 - \frac{RT}{nF} \ln \frac{[C]^c [D]^d \dots}{[A]^a [B]^b \dots} \quad (18-11)$$

where:

R = ideal gas constant (8.316 J mol<sup>-1</sup> K<sup>-1</sup>)

T = absolute temperature (K)

n = number of electrons in process

F = Faraday's constant (96487 C mol<sup>-1</sup>)

At room Temperature,

Also, using  $\log_{10}$ :

$$E = E^{\circ} - \frac{0.0592}{n} \log \frac{[C]^c [D]^d \dots}{[A]^a [B]^b \dots} \quad (18-12)$$

If know  $E^{\circ}$ , allows  $E_{\text{electrode}}$  to be calculated under non-standard conditions.

Note: If all activity (concentrations) values = 1,  $E_{\text{electrode}} = E^{\circ}$

Once have  $E_{\text{cathode}}$  &  $-E_{\text{anode}}$  by above procedure, can also get  $E_{\text{cell}}$ :

$$E_{\text{cell}} = E_{\text{cathode}} - E_{\text{anode}}$$

may need to also include junction potential, etc., but good first approximation



Typical half-cell reactions and their corresponding Nernst expressions follow.



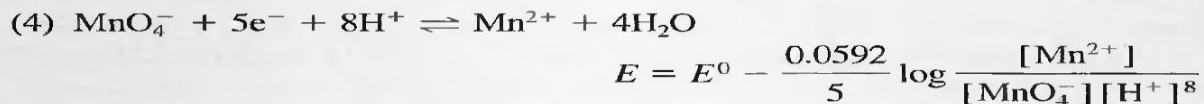
No term for elemental zinc is included in the logarithmic term because it is a pure second phase (solid). Thus, the electrode potential varies linearly with the logarithm of the reciprocal of the zinc ion concentration.



The potential for this couple can be measured with an inert metallic electrode immersed in a solution containing both iron species. The potential depends on the logarithm of the ratio between the molar concentrations of these ions.



In this example,  $p_{\text{H}_2}$  is the partial pressure of hydrogen (in atmospheres) at the surface of the electrode. Usually, its value will be the same as atmospheric pressure.



In this situation, the potential depends not only on the concentrations of the manganese species but also on the pH of the solution.



This half-reaction describes the behavior of a silver electrode immersed in a chloride solution that is *saturated* with AgCl. To ensure this condition, an excess of the solid AgCl must always be present. Note that this electrode reaction is the sum of the following two reactions:



Note also that the electrode potential is independent of the amount of AgCl present as long as there is at least some present to keep the solution saturated.

---

### EXAMPLE 18-3

---

Calculate the electrode potential of a silver electrode immersed in a 0.0500 M solution of NaCl using (a)  $E_{\text{Ag}^+/\text{Ag}}^0 = 0.799 \text{ V}$  and (b)  $E_{\text{AgCl}/\text{Ag}}^0 = 0.222 \text{ V}$ .



The  $\text{Ag}^+$  concentration of this solution is given by

$$[\text{Ag}^+] = \frac{K_{\text{sp}}}{[\text{Cl}^-]} = \frac{1.82 \times 10^{-10}}{0.0500} = 3.64 \times 10^{-9} \text{ M}$$

Substituting into the Nernst expression gives

$$E = 0.799 - 0.0592 \log \frac{1}{3.64 \times 10^{-9}} = 0.299 \text{ V}$$

(b) Here we may write

$$\begin{aligned} E &= 0.222 - 0.0592 \log [\text{Cl}^-] = 0.222 - 0.0592 \log 0.0500 \\ &= 0.299 \text{ V} \end{aligned}$$

---

## Limitations in the Use of Standard Electrode Potentials ( $E^{\circ}$ ):

### a.) $E^{\circ}$ based on unit *activities* not concentrations

- activity = concentration only in dilute solutions
- at higher concentrations need to determine and use activity

$$a_X = \gamma_X[X]$$

- example:

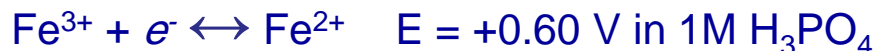
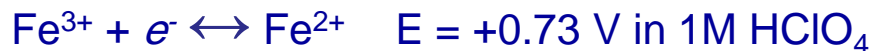


but  $E$  at 1M is +0.732 V, since  $\gamma < 1$

- problem if  $\gamma$  not known from calculations or previous experimental studies

### b.) Side Reactions can Affect $E^{\circ}$ apparent:

- example:



*reason:*  $\text{Fe}^{2+}$  &  $\text{Fe}^{3+}$  form different complexes with  $\text{Cl}^-$  &  $\text{PO}_4^-$  that affects net activity of  $\text{Fe}^{2+}$  and  $\text{Fe}^{3+}$  in solution

### Formal Potential ( $E^f$ or $E^{\circ'}$ ):

A **formal potential** is the electrode potential when the ratio of **analytical concentrations** of reactants and products of a half-reaction is exactly 1.00 and the molar concentrations of any other solutes are specified.

### 8.) Reaction Rates:

- some  $E^{\circ}$   $\frac{1}{2}$  reactions listed in tables have been determined by calculations from *equilibrium* measurements rather than actual measurements of the  $\frac{1}{2}$  cell in an electrode system.



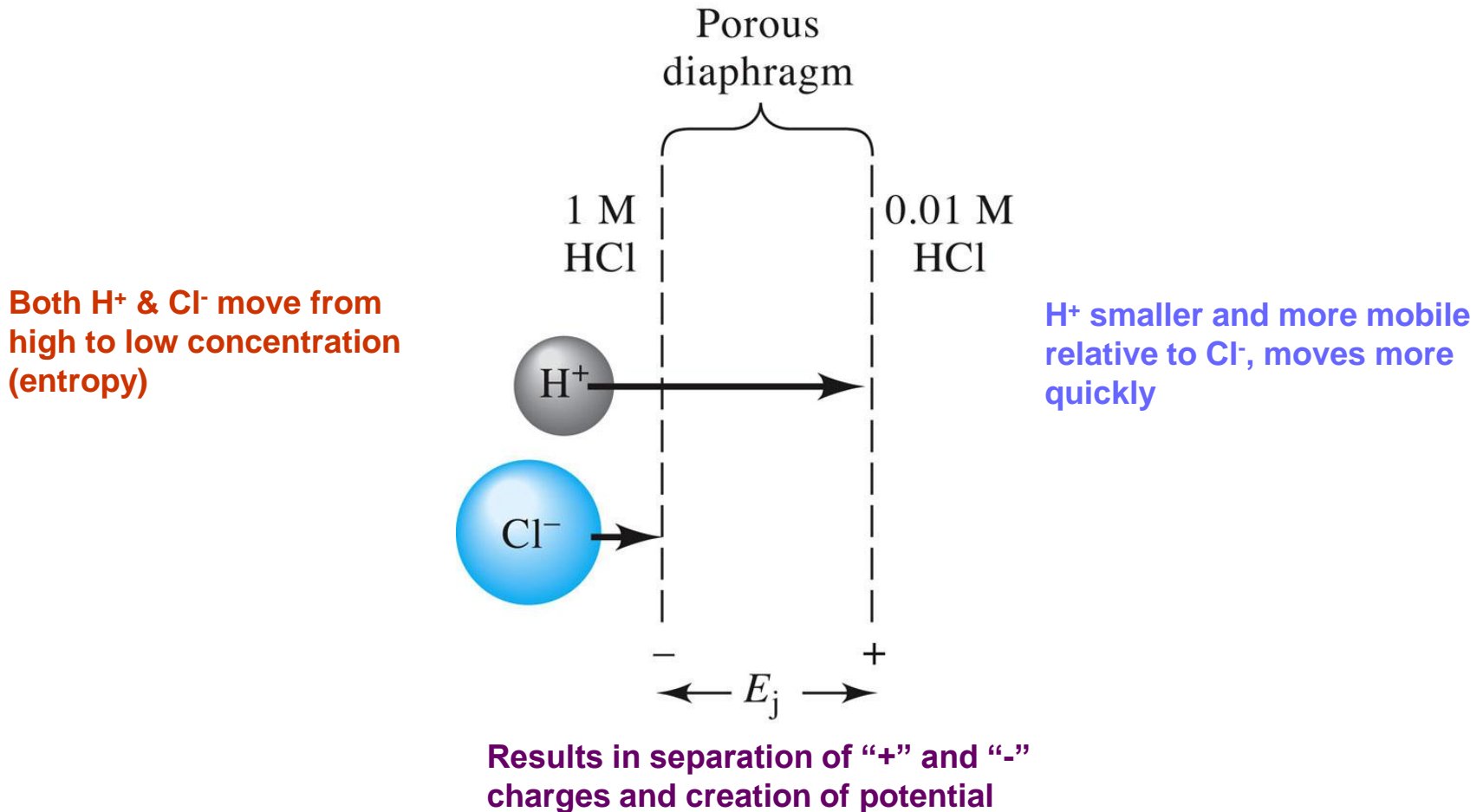
- *problem*

- ② reaction is slow and difficult to see in practice
- ② thermodynamics vs. kinetics
- ② no suitable electrode

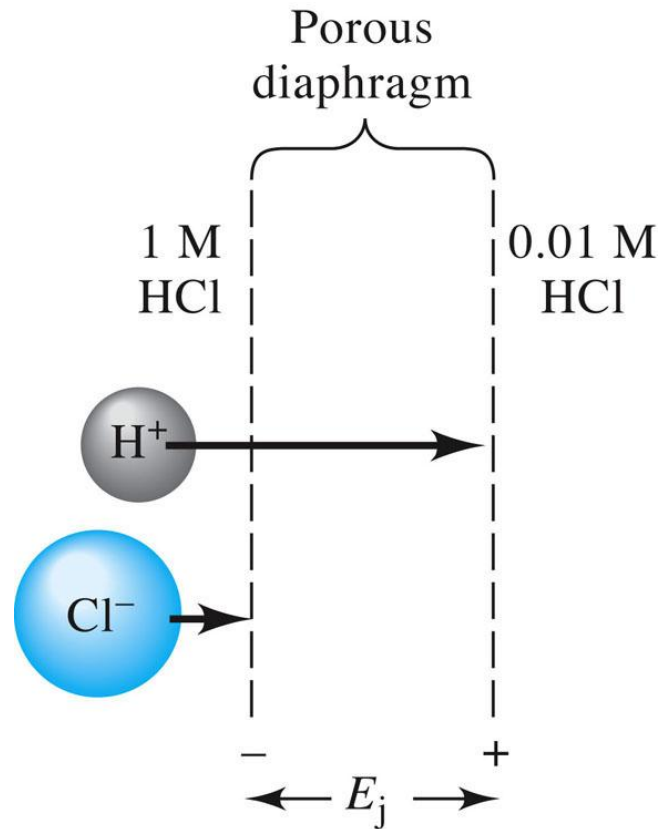
- potentially useful for computational purposes

## Liquid Junction Potential

- potential that develops whenever two electrolytes of different ionic composition come into contact
- due to the unequal distribution of cations & anions across a boundary as a result of the differences in rates at which ions migrate.



**Note:** Equilibrium condition soon develops



- junction potential can be  $\geq 30$  mV
- can decrease the junction potential by using salt bridge containing concentrated electrolyte
  - ② best if mobility of ions are  $\sim$  equal
  - ② 4 M KCl or  $KNO_3$
  - ② decrease junction potential to  $\leq$  few mV