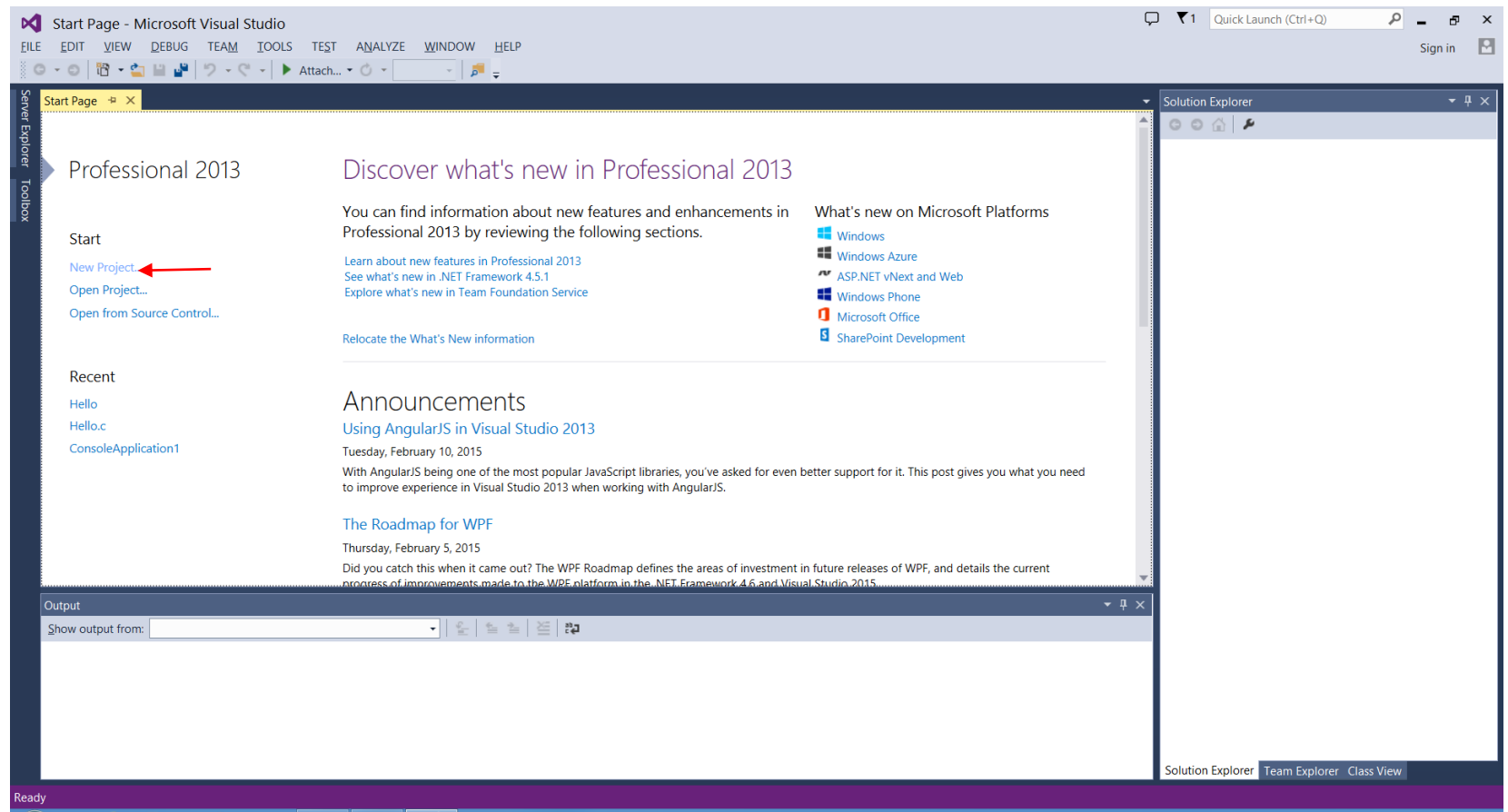



How to creat a c project in Visual Studio 2013



New Project

Recent

.NET Framework 4.5

Sort by: Default

Search Installed Templates (Ctrl+E)

Installed

Templates

Visual Basic

Visual C#

Visual C++

Windows Store

ATL

CLR

General

MFC

Test

Win32

Visual F#

SQL Server

TypeScript







JavaScript

Python

Other Project Types

Samples

Online

	Win32 Console Application	Visual C++
	MFC Application	Visual C++
	Win32 Project	Visual C++
	Empty Project	Visual C++
	Install Windows 8.1	Visual C++
	Makefile Project	Visual C++

Type: Visual C++

A project for creating a Win32 console application

[Click here to go online and find templates.](#)

3 name your project

Name: csc201programming

Location: c:\users\admin\documents\visual studio 2013\Projects

Solution name: csc201programming

Browse...

Create directory for solution

Add to source control

OK

Cancel



Welcome to the Win32 Application Wizard

Overview

Application Settings

These are the current project settings:

- Console application

Click **Finish** from any window to accept the current settings.

After you create the project, see the project's readme.txt file for information about the project features and files that are generated.

< Previous

Next >

Finish

Cancel



Application Settings

Overview

Application Settings

Application type:

- Windows application
- Console application
- DLL
- Static library

Add common header files for:

- ATL
- MFC

Additional options:

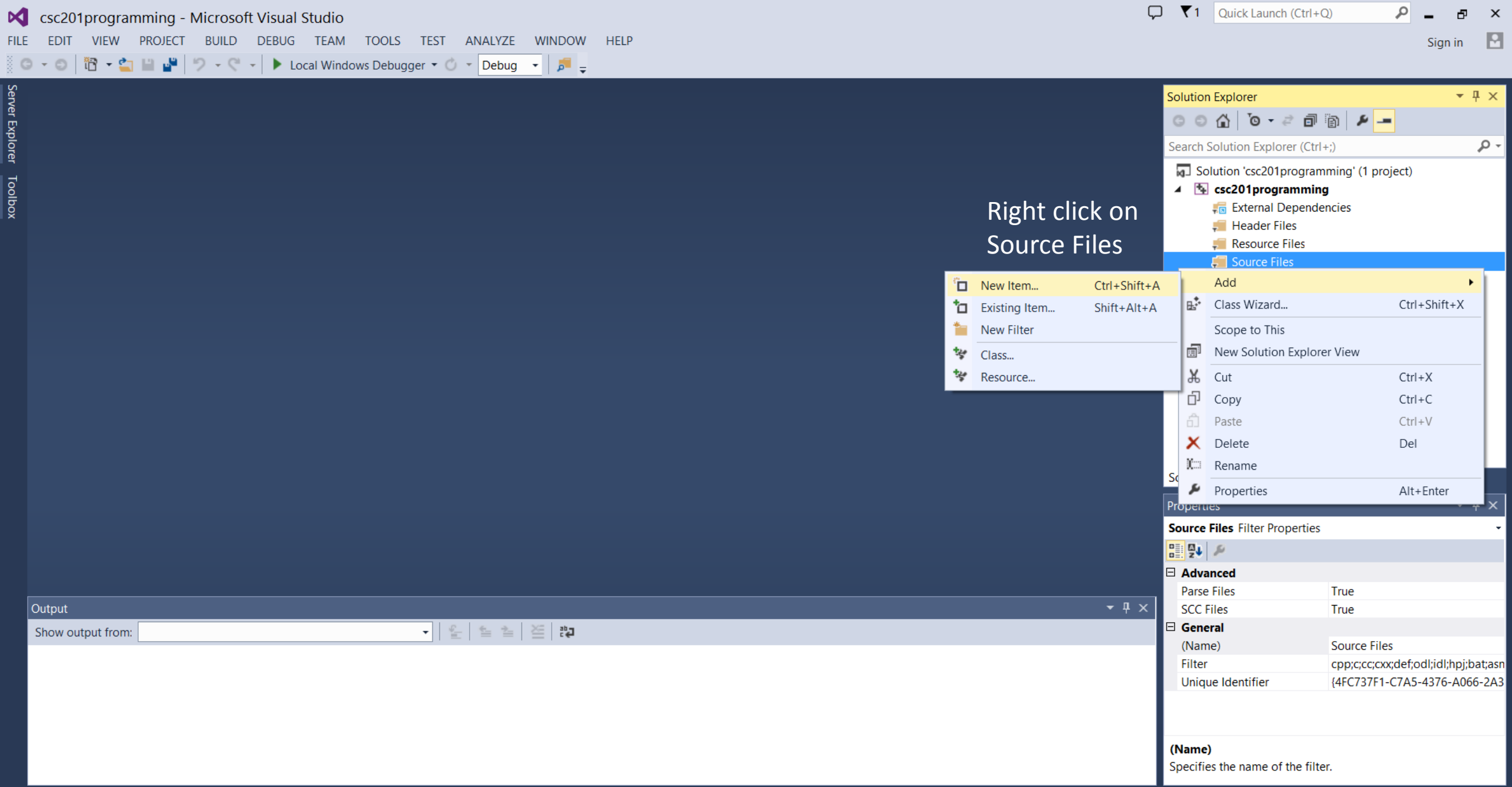
- Empty project
- Export symbols
- Precompiled header
- Security Development Lifecycle (SDL) checks

< Previous

Next >

Finish

Cancel



Right click on Source Files

- New Item... Ctrl+Shift+A
- Existing Item... Shift+Alt+A
- New Filter
- Class...
- Resource...

- Add
- Class Wizard... Ctrl+Shift+X
- Scope to This
- New Solution Explorer View
- Cut Ctrl+X
- Copy Ctrl+C
- Paste Ctrl+V
- Delete Del
- Rename
- Properties Alt+Enter

Source Files Filter Properties

Advanced	
Parse Files	True
SCC Files	True
General	
(Name)	Source Files
Filter	cpp;c;cc;cxx;def;odl;idl;hpj;bat;asn
Unique Identifier	{4FC737F1-C7A5-4376-A066-2A3...




(Name)
Specifies the name of the filter.

Installed


Sort by: Default

Search Installed Templates (Ctrl+E)


- Visual C++
 - UI
 - Code
 - HLSL
 - Data
 - Resource
 - Web
 - Utility
 - Property Sheets
 - Test
- Online

	C++ File (.cpp) 	Visual C++
	Header File (.h)	Visual C++

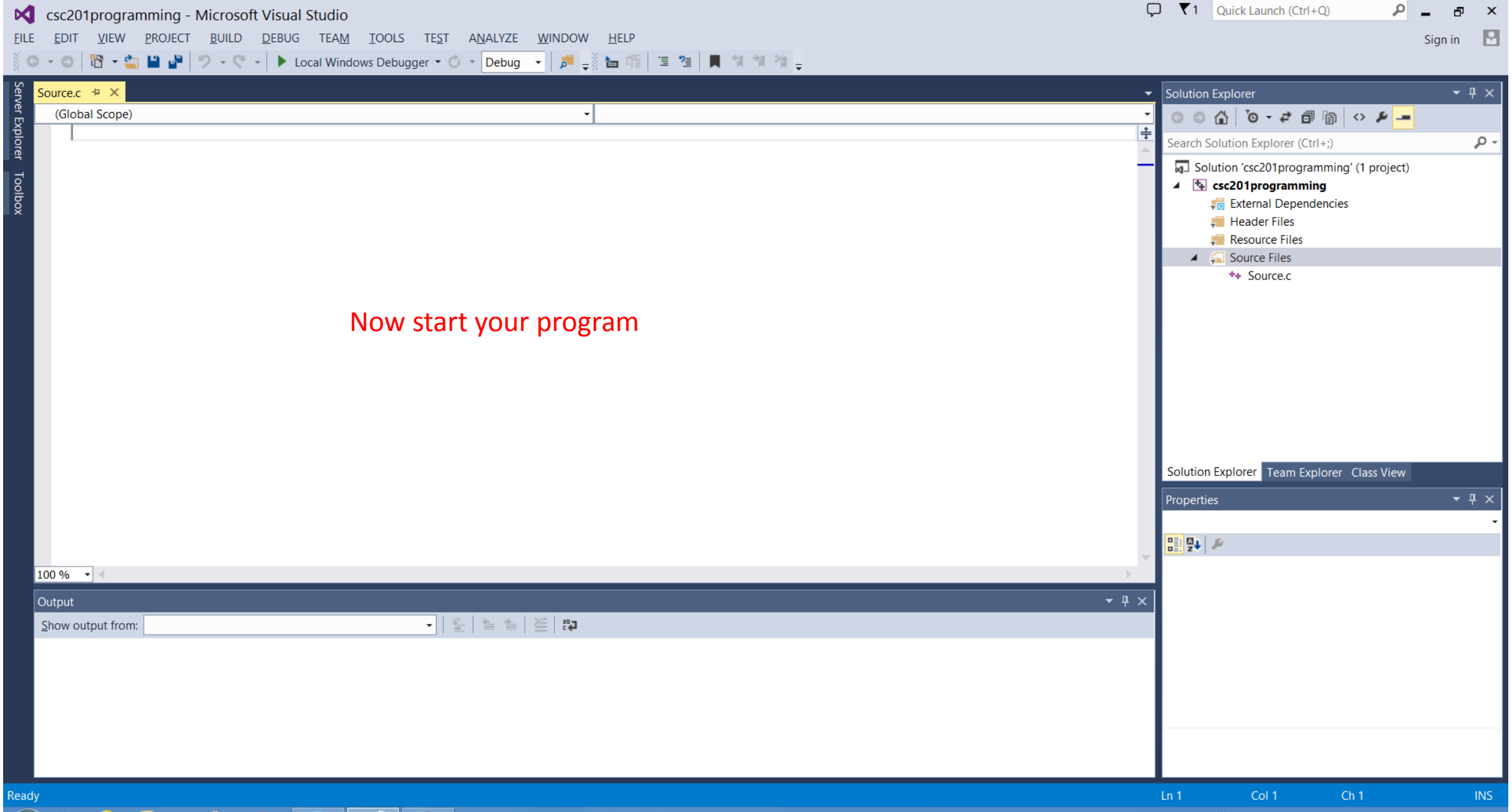
Type: Visual C++
Creates a file containing C++ source code

Name: 

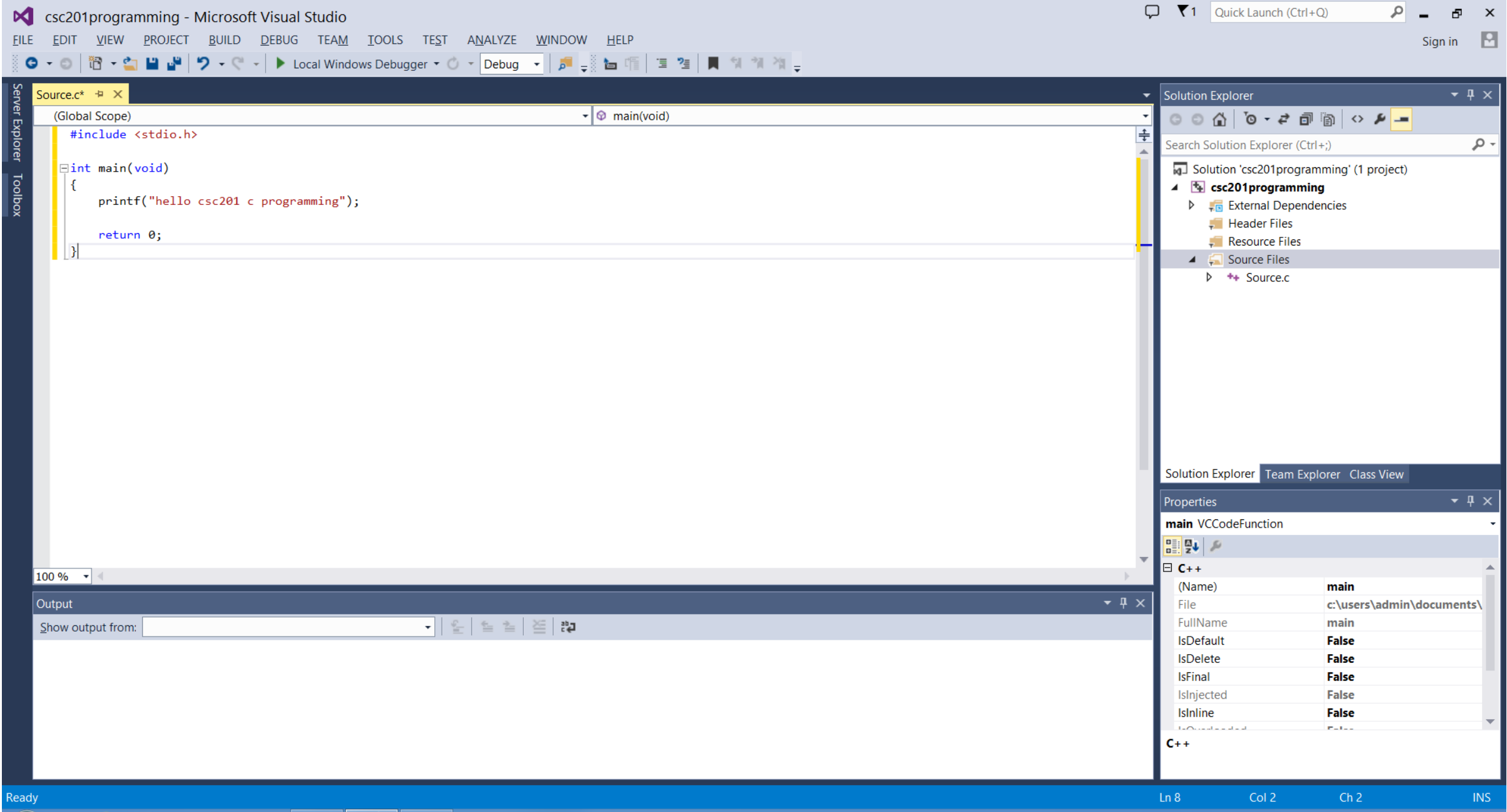
Location:



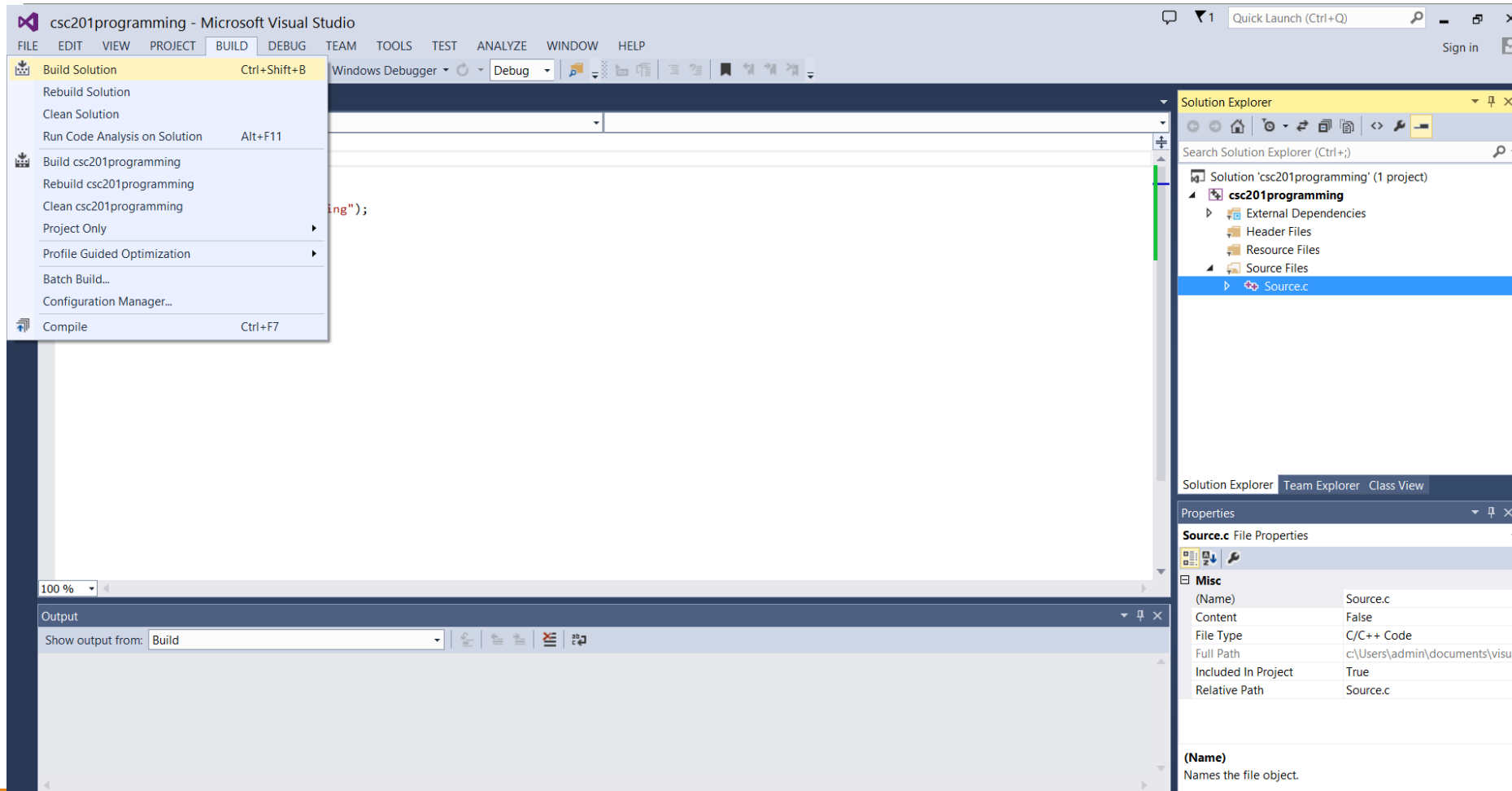
You can name your file [Click here to go online and find templates.](#)

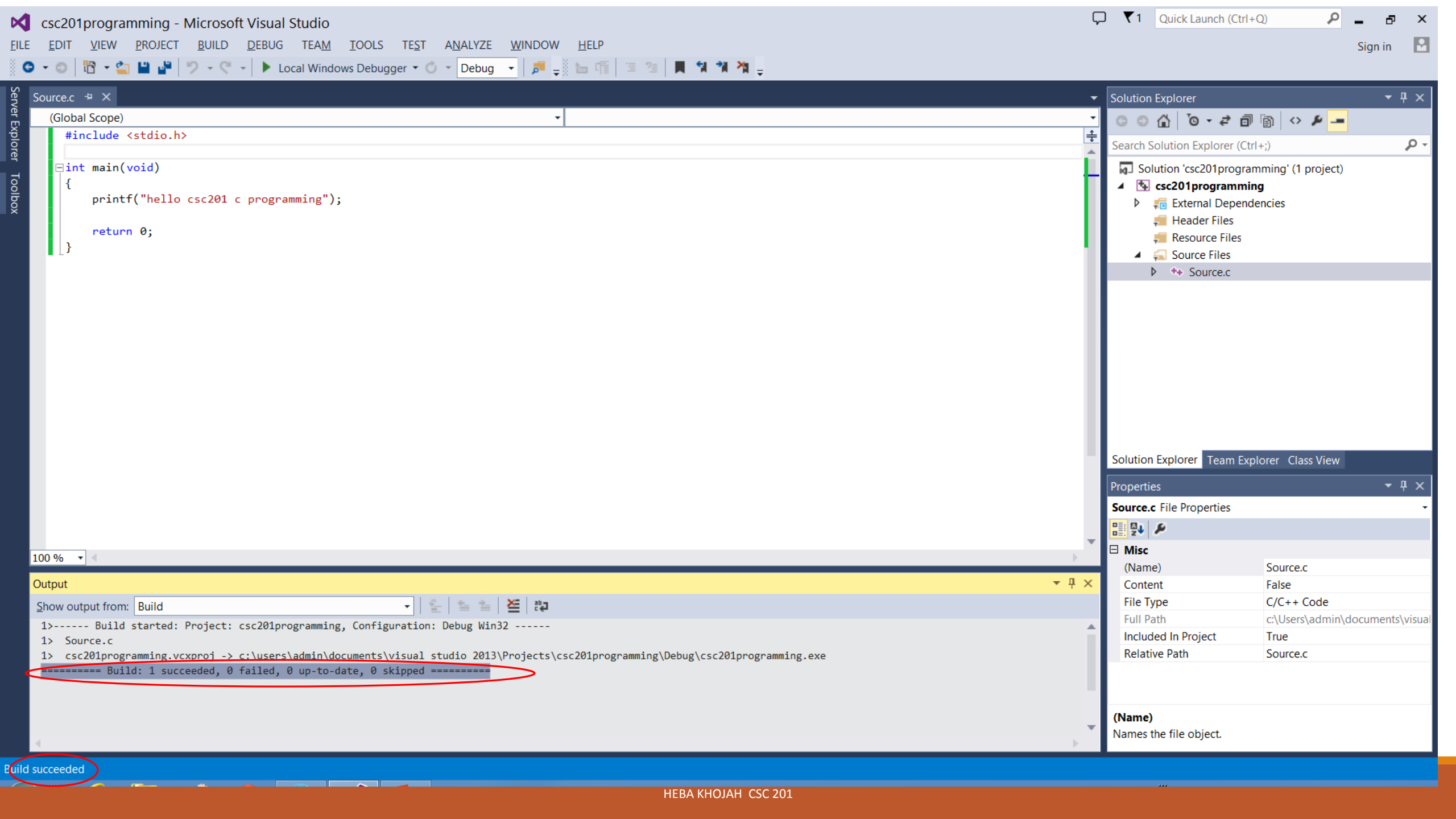


Now start your program



How to compile and run the code





Source.c

(Global Scope)

```
#include <stdio.h>

int main(void)
{
    printf("hello csc201 c programming");

    return 0;
}
```

Solution Explorer

Search Solution Explorer (Ctrl+;)

Solution Explorer showing project structure: Solution 'csc201programming' (1 project) -> csc201programming -> External Dependencies, Header Files, Resource Files, Source Files -> Source.c

Solution Explorer Team Explorer Class View

Properties

Source.c File Properties

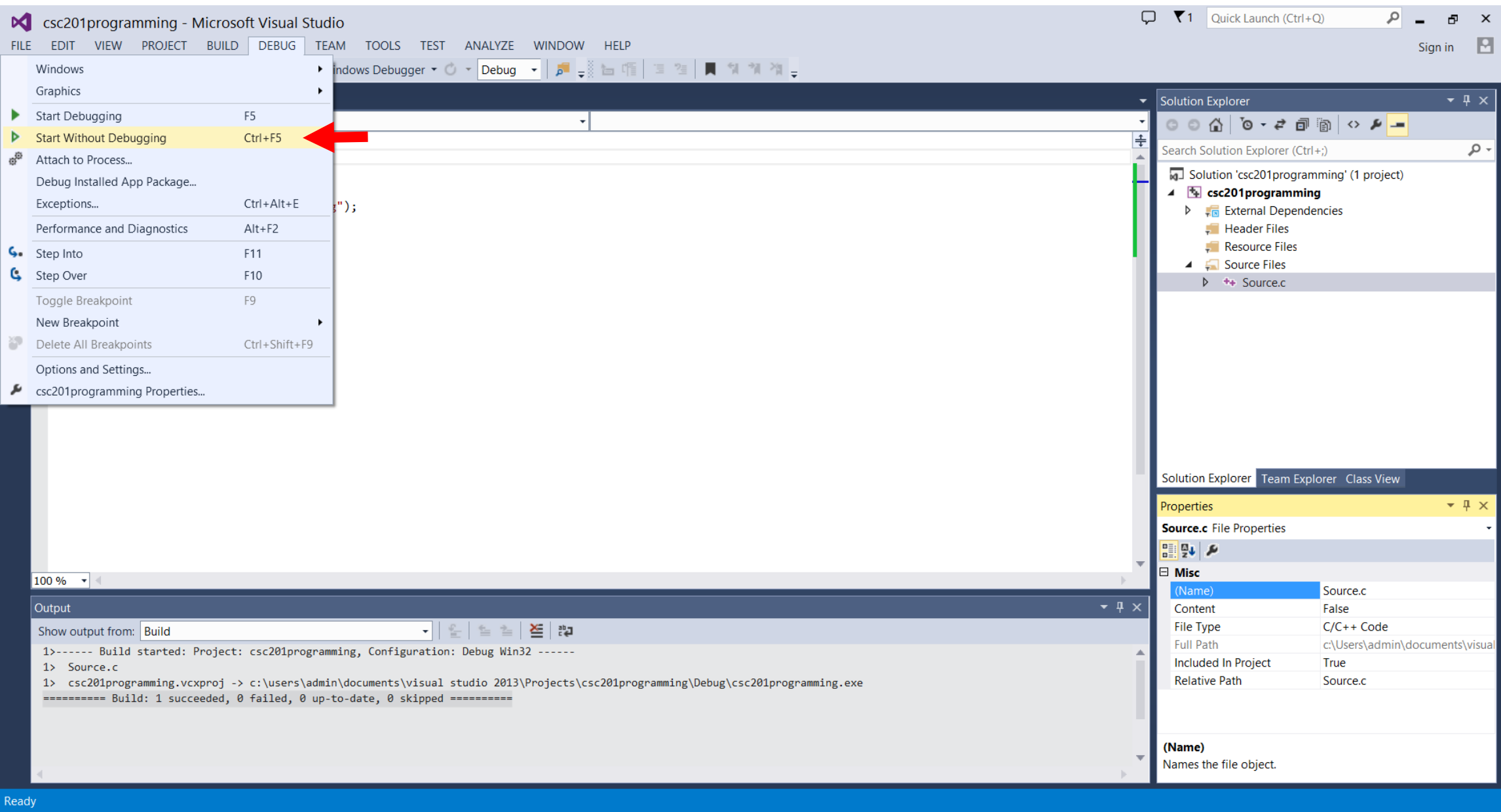
Table with 2 columns: Property Name and Value. Properties include Name (Source.c), Content (False), File Type (C/C++ Code), Full Path (c:\Users\admin\documents\visual studio 2013\Projects\csc201programming\Debug\csc201programming.exe), Included In Project (True), and Relative Path (Source.c).

100 %

Output

Show output from: Build
1>----- Build started: Project: csc201programming, Configuration: Debug Win32 -----
1> Source.c
1> csc201programming.vcxproj -> c:\users\admin\documents\visual studio 2013\Projects\csc201programming\Debug\csc201programming.exe
==== Build: 1 succeeded, 0 failed, 0 up-to-date, 0 skipped =====

Build succeeded



csc201programming - Microsoft Visual Studio

FILE EDIT VIEW PROJECT BUILD DEBUG TEAM TOOLS TEST ANALYZE WINDOW HELP

Local Windows Debugger Debug

Source.c

```
(Global Scope) main(void)
#include <stdio.h>

int main(void)
{
    printf("hello csc201 c programming\n");
    return 0;
}
```

C:\Windows\system32\cmd.exe

```
hello csc201 c programming
Press any key to continue . . .
```

100 %

Output

Show output from: Build

Build succeeded

Ln 1 Col 1 Ch 1 INS

Solution Explorer

Search Solution Explorer (Ctrl+;)

Solution 'csc201programming' (1 project)

- csc201programming
 - External Dependencies
 - Header Files
 - Resource Files
 - Source Files
 - Source.c

Solution Explorer Team Explorer Class View

Properties

main VCodeFunction

C++	
(Name)	main
File	c:\users\admin\documents\
FullName	main
IsDefault	False
IsDelete	False
IsFinal	False
IsInjected	False
IsInline	False
IsOverloaded	False

Where can you find your c code ?!

The image displays four screenshots of Windows File Explorer windows, illustrating the path to find C code in Visual Studio 2013. Red numbers 1 through 4 mark the steps in the navigation path.

Window 1: My Documents
Path: HK > My Documents
Selected item: Visual Studio 2013 (1)

Name	Date modified	Type	Size
Bluetooth Exchange Folder	2/9/2015 3:47 AM	File folder	
Custom Office Templates	2/11/2015 2:42 AM	File folder	
My Shapes	2/9/2015 5:34 AM	File folder	
Visual Studio 2013	2/11/2015 2:06 AM	File folder	

Window 2: Visual Studio 2013
Path: HK > My Documents > Visual Studio 2013
Selected item: Projects (2)

Name	Date modified	Type	Size
ArchitectureExplorer	2/11/2015 2:06 AM	File folder	
Backup Files	2/11/2015 4:03 AM	File folder	
Blend	2/9/2015 6:10 AM	File folder	
Code Snippets	2/11/2015 2:03 AM	File folder	
Projects	2/11/2015 4:23 AM	File folder	
Settings	Date created: 2/11/2015 2:03 AM Size: 31.7 MB		
StartPages			

Window 3: Projects
Path: HK > My Documents > Visual Studio 2013 > Projects
Selected item: csc201programming (3)

Name	Date modified	Type	Size
ConsoleApplication1	2/11/2015 2:08 AM	File folder	
csc201programming	2/11/2015 4:15 AM	File folder	
Hello	Date created: 2/11/2015 4:03 AM Size: 866 KB Folders: csc201programming, Debug Files: csc201programming, csc201programming		

Window 4: csc201programming
Path: HK > My Documents > Visual Studio 2013 > Projects > csc201programming
Selected item: csc201programming (4)

Name	Date modified	Type	Size
csc201programming	2/11/2015 4:20 AM	File folder	
Debug	2/11/2015 4:16 AM	File folder	
csc201programming	2/11/2015 4:32 AM	SQL Server Compact Edition Database File	1,920 KB
csc201programming	2/11/2015 4:03 AM	Microsoft Visual Studio Solution	1 KB
csc201programming.v12	2/11/2015 4:32 AM	Visual Studio Solution User Options	20 KB